




# P-3 VOLLEYBALL • Match players ranking




FIVB Men's World Cup 2015  
Site A - 1st Round

Match: 19 Date: 12.09.2015 Spectators: 1'250  
City: Hiroshima  
Hall: Hiroshima Green Arena  
Match duration: Start: 12:10 End: 14:00 Total: 1:50

| Teams        | Sets | 1    | 2    | 3    | 4 | 5 | Total |
|--------------|------|------|------|------|---|---|-------|
| USA          | 3    | 25   | 25   | 29   |   |   | 79    |
| ITA          | 0    | 18   | 23   | 27   |   |   | 68    |
| Set duration |      | 0:31 | 0:31 | 0:42 |   |   | 1:44  |




## USA • USA



**Spike**

Succ. %  
Limit: 15.00%

| Rk                | No | Name              | Spikes | Faults | Shots | Total Attempts | Note  |
|-------------------|----|-------------------|--------|--------|-------|----------------|-------|
| 1                 | 3  | Sander Taylor     | 9      | 1      | 5     | 15             | 60.00 |
| 2                 | 1  | Anderson Matthew  | 13     | 5      | 8     | 26             | 50.00 |
| 3                 | 2  | Russell Aaron     | 10     | 4      | 9     | 23             | 43.48 |
| -                 | 17 | Holt Maxwell      | 4      | -      | 3     | 7              |       |
| -                 | 4  | Lee David         | 6      | 1      | -     | 7              |       |
| -                 | 11 | Christenson Micah | 2      | -      | -     | 2              |       |
| -                 | 6  | Lotman Paul       | -      | -      | -     | -              |       |
| -                 | 7  | Shoji Kawika      | -      | -      | -     | -              |       |
| -                 | 9  | Troy Murphy       | -      | -      | -     | -              |       |
| -                 | 12 | Holmes Russell    | -      | -      | -     | -              |       |
| -                 | 16 | Jablonsky Jayson  | -      | -      | -     | -              |       |
| -                 | 20 | Smith David       | -      | -      | -     | -              |       |
| -                 | 21 | Watten Dustin     | -      | -      | -     | -              |       |
| -                 | 22 | Shoji Erik        | -      | -      | -     | -              |       |
| Others            |    |                   | -      | -      | -     | -              |       |
| <b>Total Team</b> |    |                   | 44     | 11     | 25    | 80             | 55.00 |



**Block**

Avg. by set

| Rk                | No | Name              | Kill Blocks | Faults | Rebounds | Total Attempts | Note |
|-------------------|----|-------------------|-------------|--------|----------|----------------|------|
| 1                 | 11 | Christenson Micah | 3           | -      | 2        | 5              | 1.00 |
| 1                 | 4  | Lee David         | 3           | 4      | 3        | 10             | 1.00 |
| 1                 | 17 | Holt Maxwell      | 3           | 13     | 8        | 24             | 1.00 |
| 4                 | 3  | Sander Taylor     | 1           | -      | -        | 1              | 0.33 |
| -                 | 6  | Lotman Paul       | -           | -      | -        | -              |      |
| -                 | 7  | Shoji Kawika      | -           | -      | -        | -              |      |
| -                 | 9  | Troy Murphy       | -           | -      | -        | -              |      |
| -                 | 12 | Holmes Russell    | -           | -      | -        | -              |      |
| -                 | 16 | Jablonsky Jayson  | -           | -      | -        | -              |      |
| -                 | 20 | Smith David       | -           | -      | -        | -              |      |
| -                 | 21 | Watten Dustin     | -           | -      | -        | -              |      |
| -                 | 22 | Shoji Erik        | -           | -      | -        | -              |      |
| -                 | 1  | Anderson Matthew  | -           | 3      | 3        | 6              |      |
| -                 | 2  | Russell Aaron     | -           | 3      | 1        | 4              |      |
| Others            |    |                   | -           | -      | -        | -              |      |
| <b>Total Team</b> |    |                   | 10          | 23     | 17       | 50             | 3.33 |





# P-3 VOLLEYBALL • Match players ranking




FIVB Men's World Cup 2015  
Site A - 1st Round

Match: 19 Date: 12.09.2015 Spectators: 1'250  
City: Hiroshima  
Hall: Hiroshima Green Arena  
Match duration: Start: 12:10 End: 14:00 Total: 1:50

| Teams        | Sets | 1    | 2    | 3    | 4 | 5 | Total |
|--------------|------|------|------|------|---|---|-------|
| USA          | 3    | 25   | 25   | 29   |   |   | 79    |
| ITA          | 0    | 18   | 23   | 27   |   |   | 68    |
| Set duration |      | 0:31 | 0:31 | 0:42 |   |   | 1:44  |



## USA • USA




**Serve**

Avg. by set

| Rk                | No | Name              | Aces | Faults | Serve Hits | Total Attempts | Note |
|-------------------|----|-------------------|------|--------|------------|----------------|------|
| 1                 | 1  | Anderson Matthew  | 4    | 1      | 14         | 19             | 1.33 |
| 2                 | 4  | Lee David         | 2    | -      | 12         | 14             | 0.67 |
| 3                 | 11 | Christenson Micah | 1    | 2      | 6          | 9              | 0.33 |
| 3                 | 2  | Russell Aaron     | 1    | 3      | 8          | 12             | 0.33 |
| -                 | 6  | Lotman Paul       | -    | -      | -          | -              |      |
| -                 | 7  | Shoji Kawika      | -    | -      | -          | -              |      |
| -                 | 9  | Troy Murphy       | -    | -      | -          | -              |      |
| -                 | 16 | Jablonsky Jayson  | -    | -      | -          | -              |      |
| -                 | 20 | Smith David       | -    | -      | -          | -              |      |
| -                 | 21 | Watten Dustin     | -    | -      | -          | -              |      |
| -                 | 22 | Shoji Erik        | -    | -      | -          | -              |      |
| -                 | 3  | Sander Taylor     | -    | 2      | 10         | 12             |      |
| -                 | 17 | Holt Maxwell      | -    | 4      | 5          | 9              |      |
| -                 | 12 | Holmes Russell    | -    | 1      | 1          | 2              |      |
| Others            |    |                   | -    | -      | -          | -              |      |
| <b>Total Team</b> |    |                   | 8    | 13     | 56         | 77             | 2.67 |

**Team**

|                               |    |   |  |    |  |
|-------------------------------|----|---|--|----|--|
| Opponent errors & Team faults | 17 | 9 |  | 26 |  |
|-------------------------------|----|---|--|----|--|



**Dig**

Avg. by set

| Rk                | No | Name              | Digs | Faults | Receptions | Total Attempts | Note |
|-------------------|----|-------------------|------|--------|------------|----------------|------|
| 1                 | 22 | Shoji Erik        | 8    | 1      | 4          | 13             | 2.67 |
| 2                 | 3  | Sander Taylor     | 4    | 1      | 4          | 9              | 1.33 |
| 3                 | 11 | Christenson Micah | 3    | 1      | 4          | 8              | 1.00 |
| 3                 | 1  | Anderson Matthew  | 3    | 1      | -          | 4              | 1.00 |
| 5                 | 2  | Russell Aaron     | 1    | 3      | 3          | 7              | 0.33 |
| 5                 | 4  | Lee David         | 1    | 2      | -          | 3              | 0.33 |
| -                 | 6  | Lotman Paul       | -    | -      | -          | -              |      |
| -                 | 7  | Shoji Kawika      | -    | -      | -          | -              |      |
| -                 | 9  | Troy Murphy       | -    | -      | -          | -              |      |
| -                 | 12 | Holmes Russell    | -    | -      | -          | -              |      |
| -                 | 16 | Jablonsky Jayson  | -    | -      | -          | -              |      |
| -                 | 17 | Holt Maxwell      | -    | -      | 2          | 2              |      |
| -                 | 20 | Smith David       | -    | -      | -          | -              |      |
| -                 | 21 | Watten Dustin     | -    | -      | -          | -              |      |
| Others            |    |                   | -    | -      | -          | -              |      |
| <b>Total Team</b> |    |                   | 20   | 9      | 17         | 46             | 6.67 |





# P-3 VOLLEYBALL • Match players ranking



FIVB Men's World Cup 2015  
Site A - 1st Round


**Match:** 19 **Date:** 12.09.2015 **Spectators:** 1'250  
**City:** Hiroshima  
**Hall:** Hiroshima Green Arena  
**Match duration:** **Start:** 12:10 **End:** 14:00 **Total:** 1:50

| Teams               | Sets     | 1    | 2    | 3    | 4 | 5 | Total |
|---------------------|----------|------|------|------|---|---|-------|
| <b>USA</b>          | <b>3</b> | 25   | 25   | 29   |   |   | 79    |
| <b>ITA</b>          | <b>0</b> | 18   | 23   | 27   |   |   | 68    |
| <b>Set duration</b> |          | 0:31 | 0:31 | 0:42 |   |   | 1:44  |



## USA • USA


| Rk                | No | Name              | Running Sets | Faults | Still Sets | Total Attempts | Note  |
|-------------------|----|-------------------|--------------|--------|------------|----------------|-------|
|                   |    |                   |              |        |            |                |       |
| 1                 | 11 | Christenson Micah | 33           | -      | 34         | 67             | 11.00 |
| -                 | 1  | Anderson Matthew  | -            | -      | -          | -              |       |
| -                 | 2  | Russell Aaron     | -            | -      | -          | -              |       |
| -                 | 3  | Sander Taylor     | -            | -      | -          | -              |       |
| -                 | 4  | Lee David         | -            | -      | -          | -              |       |
| -                 | 6  | Lotman Paul       | -            | -      | -          | -              |       |
| -                 | 7  | Shoji Kawika      | -            | -      | -          | -              |       |
| -                 | 9  | Troy Murphy       | -            | -      | -          | -              |       |
| -                 | 12 | Holmes Russell    | -            | -      | -          | -              |       |
| -                 | 16 | Jablonsky Jayson  | -            | -      | -          | -              |       |
| -                 | 17 | Holt Maxwell      | -            | -      | 1          | 1              |       |
| -                 | 20 | Smith David       | -            | -      | -          | -              |       |
| -                 | 21 | Watten Dustin     | -            | -      | -          | -              |       |
| -                 | 22 | Shoji Erik        | -            | -      | 2          | 2              |       |
| <b>Others</b>     |    |                   | -            | -      | -          | -              |       |
| <b>Total Team</b> |    |                   | 33           | -      | 37         | 70             | 11.00 |



**Set**

Avg. by set

| Rk                | No | Name              | Excellents | Faults | Serve Receptions | Total Attempts | Note  |
|-------------------|----|-------------------|------------|--------|------------------|----------------|-------|
|                   |    |                   |            |        |                  |                |       |
| 1                 | 2  | Russell Aaron     | 11         | 1      | 6                | 18             | 55.56 |
| 2                 | 3  | Sander Taylor     | 10         | 1      | 10               | 21             | 42.86 |
| -                 | 22 | Shoji Erik        | 4          | -      | 7                | 11             |       |
| -                 | 1  | Anderson Matthew  | 2          | 1      | 2                | 5              |       |
| -                 | 17 | Holt Maxwell      | 1          | -      | -                | 1              |       |
| -                 | 4  | Lee David         | -          | -      | -                | -              |       |
| -                 | 6  | Lotman Paul       | -          | -      | -                | -              |       |
| -                 | 7  | Shoji Kawika      | -          | -      | -                | -              |       |
| -                 | 9  | Troy Murphy       | -          | -      | -                | -              |       |
| -                 | 11 | Christenson Micah | -          | -      | -                | -              |       |
| -                 | 12 | Holmes Russell    | -          | -      | -                | -              |       |
| -                 | 16 | Jablonsky Jayson  | -          | -      | -                | -              |       |
| -                 | 20 | Smith David       | -          | -      | -                | -              |       |
| -                 | 21 | Watten Dustin     | -          | -      | -                | -              |       |
| <b>Others</b>     |    |                   | -          | -      | -                | -              |       |
| <b>Total Team</b> |    |                   | 28         | 3      | 25               | 56             | 44.64 |



**Reception**

Eff. %  
Limit: 25.00%





# P-3 VOLLEYBALL • Match players ranking




FIVB Men's World Cup 2015  
Site A - 1st Round

Match: 19 Date: 12.09.2015 Spectators: 1'250  
City: Hiroshima  
Hall: Hiroshima Green Arena  
Match duration: Start: 12:10 End: 14:00 Total: 1:50

| Teams        | Sets | 1    | 2    | 3    | 4 | 5 | Total |
|--------------|------|------|------|------|---|---|-------|
| USA          | 3    | 25   | 25   | 29   |   |   | 79    |
| ITA          | 0    | 18   | 23   | 27   |   |   | 68    |
| Set duration |      | 0:31 | 0:31 | 0:42 |   |   | 1:44  |


## ITA • Italy



**Spike**

Succ. %  
Limit: 15.00%

| Rk                | No | Name              | Spikes | Faults | Shots | Total Attempts | Note  |
|-------------------|----|-------------------|--------|--------|-------|----------------|-------|
| 1                 | 9  | Zaytsev Ivan      | 17     | 3      | 9     | 29             | 58.62 |
| 2                 | 10 | Lanza Filippo     | 10     | 5      | 5     | 20             | 50.00 |
| -                 | 5  | Juantorena Osmany | 2      | 2      | 6     | 10             |       |
| -                 | 14 | Piano Matteo      | 1      | -      | 2     | 3              |       |
| -                 | 19 | Anzani Simone     | 2      | 1      | -     | 3              |       |
| -                 | 6  | Giannelli Simone  | 1      | -      | 1     | 2              |       |
| -                 | 11 | Buti Simone       | 1      | -      | 1     | 2              |       |
| -                 | 4  | Vettori Luca      | -      | 1      | 1     | 2              |       |
| -                 | 3  | Sottile Pasquale  | -      | -      | -     | -              |       |
| -                 | 7  | Rossini Salvatore | -      | -      | -     | -              |       |
| -                 | 16 | Antonov Oleg      | -      | -      | -     | -              |       |
| -                 | 18 | Sabbi Giulio      | -      | -      | -     | -              |       |
| -                 | 20 | Colaci Massimo    | -      | -      | -     | -              |       |
| -                 | 25 | Massari Jacopo    | -      | -      | -     | -              |       |
| Others            |    |                   | -      | -      | -     | -              |       |
| <b>Total Team</b> |    |                   | 34     | 12     | 25    | 71             | 47.89 |



**Block**

Avg. by set

| Rk                | No | Name              | Kill Blocks | Faults | Rebounds | Total Attempts | Note |
|-------------------|----|-------------------|-------------|--------|----------|----------------|------|
| 1                 | 6  | Giannelli Simone  | 2           | -      | 8        | 10             | 0.67 |
| 1                 | 19 | Anzani Simone     | 2           | 1      | 1        | 4              | 0.67 |
| 3                 | 10 | Lanza Filippo     | 1           | 2      | 3        | 6              | 0.33 |
| 3                 | 11 | Buti Simone       | 1           | 1      | 1        | 3              | 0.33 |
| 3                 | 5  | Juantorena Osmany | 1           | 2      | 2        | 5              | 0.33 |
| -                 | 3  | Sottile Pasquale  | -           | -      | -        | -              |      |
| -                 | 4  | Vettori Luca      | -           | -      | -        | -              |      |
| -                 | 7  | Rossini Salvatore | -           | -      | -        | -              |      |
| -                 | 16 | Antonov Oleg      | -           | -      | -        | -              |      |
| -                 | 18 | Sabbi Giulio      | -           | -      | -        | -              |      |
| -                 | 20 | Colaci Massimo    | -           | -      | -        | -              |      |
| -                 | 14 | Piano Matteo      | -           | 3      | 4        | 7              |      |
| -                 | 9  | Zaytsev Ivan      | -           | 4      | -        | 4              |      |
| -                 | 25 | Massari Jacopo    | -           | 1      | -        | 1              |      |
| Others            |    |                   | -           | -      | -        | -              |      |
| <b>Total Team</b> |    |                   | 7           | 14     | 19       | 40             | 2.33 |





# P-3 VOLLEYBALL • Match players ranking




FIVB Men's World Cup 2015  
Site A - 1st Round

Match: 19 Date: 12.09.2015 Spectators: 1'250  
City: Hiroshima  
Hall: Hiroshima Green Arena  
Match duration: Start: 12:10 End: 14:00 Total: 1:50

| Teams        | Sets | 1    | 2    | 3    | 4 | 5 | Total |
|--------------|------|------|------|------|---|---|-------|
| USA          | 3    | 25   | 25   | 29   |   |   | 79    |
| ITA          | 0    | 18   | 23   | 27   |   |   | 68    |
| Set duration |      | 0:31 | 0:31 | 0:42 |   |   | 1:44  |

## ITA • Italy

| Rk                | No | Name              | Aces | Faults | Serve Hits | Total Attempts | Note |
|-------------------|----|-------------------|------|--------|------------|----------------|------|
| 1                 | 9  | Zaytsev Ivan      | 2    | 2      | 7          | 11             | 0.67 |
| 2                 | 6  | Giannelli Simone  | 1    | -      | 13         | 14             | 0.33 |
| 2                 | 14 | Piano Matteo      | 1    | -      | 7          | 8              | 0.33 |
| 2                 | 5  | Juantorena Osmany | 1    | 3      | 12         | 16             | 0.33 |
| -                 | 3  | Sottile Pasquale  | -    | -      | 1          | 1              |      |
| -                 | 7  | Rossini Salvatore | -    | -      | -          | -              |      |
| -                 | 16 | Antonov Oleg      | -    | -      | -          | -              |      |
| -                 | 20 | Colaci Massimo    | -    | -      | -          | -              |      |
| -                 | 25 | Massari Jacopo    | -    | -      | 1          | 1              |      |
| -                 | 19 | Anzani Simone     | -    | 1      | 5          | 6              |      |
| -                 | 11 | Buti Simone       | -    | 1      | 2          | 3              |      |
| -                 | 10 | Lanza Filippo     | -    | 3      | 5          | 8              |      |
| -                 | 4  | Vettori Luca      | -    | 1      | -          | 1              |      |
| -                 | 18 | Sabbi Giulio      | -    | 1      | -          | 1              |      |
| Others            |    |                   | -    | -      | -          | -              |      |
| <b>Total Team</b> |    |                   | 5    | 12     | 53         | 70             | 1.67 |




**Serve**

Avg. by set

| Team | Opponent errors & Team faults | Aces | Faults | Total Attempts |
|------|-------------------------------|------|--------|----------------|
|      |                               | 22   | 14     | 36             |

| Rk                | No | Name              | Digs | Faults | Receptions | Total Attempts | Note |
|-------------------|----|-------------------|------|--------|------------|----------------|------|
| 1                 | 20 | Colaci Massimo    | 8    | 3      | 1          | 12             | 2.67 |
| 2                 | 11 | Buti Simone       | 2    | -      | -          | 2              | 0.67 |
| 2                 | 9  | Zaytsev Ivan      | 2    | 1      | -          | 3              | 0.67 |
| 2                 | 14 | Piano Matteo      | 2    | 1      | -          | 3              | 0.67 |
| 2                 | 10 | Lanza Filippo     | 2    | 4      | 2          | 8              | 0.67 |
| 2                 | 6  | Giannelli Simone  | 2    | 5      | 1          | 8              | 0.67 |
| 7                 | 4  | Vettori Luca      | 1    | 1      | -          | 2              | 0.33 |
| 7                 | 25 | Massari Jacopo    | 1    | 2      | -          | 3              | 0.33 |
| 7                 | 5  | Juantorena Osmany | 1    | 4      | -          | 5              | 0.33 |
| -                 | 3  | Sottile Pasquale  | -    | -      | -          | -              |      |
| -                 | 7  | Rossini Salvatore | -    | -      | -          | -              |      |
| -                 | 16 | Antonov Oleg      | -    | -      | -          | -              |      |
| -                 | 18 | Sabbi Giulio      | -    | -      | -          | -              |      |
| -                 | 19 | Anzani Simone     | -    | -      | -          | -              |      |
| Others            |    |                   | -    | -      | -          | -              |      |
| <b>Total Team</b> |    |                   | 21   | 21     | 4          | 46             | 7.00 |



**Dig**

Avg. by set





# P-3 VOLLEYBALL • Match players ranking




FIVB Men's World Cup 2015  
Site A - 1st Round

Match: 19 Date: 12.09.2015 Spectators: 1'250  
City: Hiroshima  
Hall: Hiroshima Green Arena  
Match duration: Start: 12:10 End: 14:00 Total: 1:50

| Teams        | Sets | 1    | 2    | 3    | 4 | 5 | Total |
|--------------|------|------|------|------|---|---|-------|
| USA          | 3    | 25   | 25   | 29   |   |   | 79    |
| ITA          | 0    | 18   | 23   | 27   |   |   | 68    |
| Set duration |      | 0:31 | 0:31 | 0:42 |   |   | 1:44  |


## ITA • Italy



**Set**

Avg. by set

| Rk                | No | Name              | Running Sets | Faults | Still Sets | Total Attempts | Note |
|-------------------|----|-------------------|--------------|--------|------------|----------------|------|
| 1                 | 6  | Giannelli Simone  | 20           | -      | 37         | 57             | 6.67 |
| -                 | 3  | Sottile Pasquale  | -            | -      | -          | -              |      |
| -                 | 4  | Vettori Luca      | -            | -      | -          | -              |      |
| -                 | 5  | Juantorena Osmany | -            | -      | 1          | 1              |      |
| -                 | 7  | Rossini Salvatore | -            | -      | -          | -              |      |
| -                 | 9  | Zaytsev Ivan      | -            | -      | 2          | 2              |      |
| -                 | 10 | Lanza Filippo     | -            | -      | 3          | 3              |      |
| -                 | 14 | Piano Matteo      | -            | -      | 2          | 2              |      |
| -                 | 16 | Antonov Oleg      | -            | -      | -          | -              |      |
| -                 | 18 | Sabbi Giulio      | -            | -      | -          | -              |      |
| -                 | 19 | Anzani Simone     | -            | -      | -          | -              |      |
| -                 | 20 | Colaci Massimo    | -            | -      | 4          | 4              |      |
| -                 | 25 | Massari Jacopo    | -            | -      | -          | -              |      |
| -                 | 11 | Buti Simone       | -            | 1      | -          | 1              |      |
| Others            |    |                   | -            | -      | -          | -              |      |
| <b>Total Team</b> |    |                   | 20           | 1      | 49         | 70             | 6.67 |



**Reception**

Eff. %  
Limit: 25.00%

| Rk                | No | Name              | Excellents | Faults | Serve Receptions | Total Attempts | Note  |
|-------------------|----|-------------------|------------|--------|------------------|----------------|-------|
| 1                 | 20 | Colaci Massimo    | 13         | -      | 5                | 18             | 72.22 |
| 2                 | 5  | Juantorena Osmany | 12         | 3      | 10               | 25             | 36.00 |
| 3                 | 10 | Lanza Filippo     | 7          | 2      | 6                | 15             | 33.33 |
| -                 | 9  | Zaytsev Ivan      | -          | -      | 1                | 1              |       |
| -                 | 25 | Massari Jacopo    | -          | -      | 1                | 1              |       |
| -                 | 3  | Sottile Pasquale  | -          | -      | -                | -              |       |
| -                 | 4  | Vettori Luca      | -          | -      | -                | -              |       |
| -                 | 6  | Giannelli Simone  | -          | -      | -                | -              |       |
| -                 | 7  | Rossini Salvatore | -          | -      | -                | -              |       |
| -                 | 11 | Buti Simone       | -          | -      | -                | -              |       |
| -                 | 14 | Piano Matteo      | -          | -      | -                | -              |       |
| -                 | 16 | Antonov Oleg      | -          | -      | -                | -              |       |
| -                 | 18 | Sabbi Giulio      | -          | -      | -                | -              |       |
| -                 | 19 | Anzani Simone     | -          | -      | -                | -              |       |
| Others            |    |                   | -          | -      | -                | -              |       |
| <b>Total Team</b> |    |                   | 32         | 5      | 23               | 60             | 45.00 |

