



P-3 VOLLEYBALL • Match players ranking



FIVB Men's World Cup 2015
Site B - 1st Round

Match: 18 Date: 10.09.2015 Spectators: 2'200
City: Hamamatsu
Hall: Hamamatsu Arena
Match duration: Start: 18:40 End: 20:07 Total: 1:27

Teams	Sets	1	2	3	4	5	Total
RUS	3	25	25	29			79
TUN	0	17	16	27			60
Set duration		0:23	0:23	0:35			1:21




RUS • Russia



Spike

Succ. %
Limit: 15.00%

Rk	No	Name	Spikes	Faults	Shots	Total Attempts	Note
1	13	Muserskiy Dmitriy	9	1	5	15	60.00
2	6	Sivozhelez Evgeny	6	2	7	15	40.00
-	17	Mikhaylov Maxim	6	-	3	9	
-	4	Volvich Artem	5	-	1	6	
-	14	Poletaev Victor	4	-	1	5	
-	11	Vlasov Ilya	4	1	-	5	
-	15	Ilinykh Dmitriy	2	-	1	3	
-	20	Kurkaev Ilyas	1	1	1	3	
-	9	Spiridonov Alexey	-	1	1	2	
-	5	Grankin Sergey	1	-	-	1	
-	1	Obmochaev Alexey	-	-	-	-	
-	8	Tetyukhin Sergey	-	-	-	-	
-	10	Ianutov Alexander	-	-	-	-	
-	12	Butko Alexander	-	-	-	-	
Others			-	-	-	-	
Total Team			38	6	20	64	59.38



Block

Avg. by set

Rk	No	Name	Kill Blocks	Faults	Rebounds	Total Attempts	Note
1	11	Vlasov Ilya	6	6	-	12	2.00
2	13	Muserskiy Dmitriy	2	3	3	8	0.67
3	5	Grankin Sergey	1	-	1	2	0.33
3	6	Sivozhelez Evgeny	1	-	1	2	0.33
3	17	Mikhaylov Maxim	1	1	1	3	0.33
3	15	Ilinykh Dmitriy	1	1	-	2	0.33
3	4	Volvich Artem	1	4	2	7	0.33
-	1	Obmochaev Alexey	-	-	-	-	
-	8	Tetyukhin Sergey	-	-	-	-	
-	9	Spiridonov Alexey	-	-	-	-	
-	10	Ianutov Alexander	-	-	-	-	
-	12	Butko Alexander	-	-	1	1	
-	14	Poletaev Victor	-	-	-	-	
-	20	Kurkaev Ilyas	-	1	-	1	
Others			-	-	-	-	
Total Team			13	16	9	38	4.33





P-3 VOLLEYBALL • Match players ranking



FIVB Men's World Cup 2015
Site B - 1st Round

Match: 18 Date: 10.09.2015 Spectators: 2'200
City: Hamamatsu
Hall: Hamamatsu Arena
Match duration: Start: 18:40 End: 20:07 Total: 1:27

Teams	Sets	1	2	3	4	5	Total
RUS	3	25	25	29			79
TUN	0	17	16	27			60
Set duration		0:23	0:23	0:35			1:21



RUS • Russia

Rk	No	Name	Aces	Faults	Serve Hits	Total Attempts	Note
1	5	Grankin Sergey	2	1	5	8	0.67
1	17	Mikhaylov Maxim	2	2	9	13	0.67
1	13	Muserskiy Dmitriy	2	5	6	13	0.67
4	6	Sivozhelez Evgeny	1	3	12	16	0.33
4	11	Vlasov Ilia	1	2	5	8	0.33
-	1	Obmochaev Alexey	-	-	-	-	
-	8	Tetyukhin Sergey	-	-	-	-	
-	9	Spiridonov Alexey	-	-	-	-	
-	10	Ianutov Alexander	-	-	-	-	
-	12	Butko Alexander	-	-	-	-	
-	20	Kurkaev Ilyas	-	-	3	3	
-	15	Ilinykh Dmitriy	-	1	4	5	
-	4	Volvich Artem	-	2	7	9	
-	14	Poletaev Victor	-	1	1	2	
Others			-	-	-	-	
Total Team			8	17	52	77	2.67



Serve

Avg. by set

Team	Opponent errors & Team faults	Aces	Faults	Total Attempts
		20	5	25

Rk	No	Name	Digs	Faults	Receptions	Total Attempts	Note
1	10	Ianutov Alexander	7	3	3	13	2.33
2	13	Muserskiy Dmitriy	4	3	2	9	1.33
3	11	Vlasov Ilia	1	-	-	1	0.33
3	14	Poletaev Victor	1	-	-	1	0.33
3	15	Ilinykh Dmitriy	1	-	-	1	0.33
3	17	Mikhaylov Maxim	1	-	-	1	0.33
3	6	Sivozhelez Evgeny	1	2	1	4	0.33
3	12	Butko Alexander	1	2	-	3	0.33
-	1	Obmochaev Alexey	-	-	-	-	
-	8	Tetyukhin Sergey	-	-	-	-	
-	9	Spiridonov Alexey	-	-	-	-	
-	20	Kurkaev Ilyas	-	-	-	-	
-	5	Grankin Sergey	-	1	1	2	
-	4	Volvich Artem	-	2	-	2	
Others			-	-	-	-	
Total Team			17	13	7	37	5.67



Dig

Avg. by set





P-3 VOLLEYBALL • Match players ranking



FIVB Men's World Cup 2015
Site B - 1st Round

Match: 18 Date: 10.09.2015 Spectators: 2'200
City: Hamamatsu
Hall: Hamamatsu Arena
Match duration: Start: 18:40 End: 20:07 Total: 1:27

Teams	Sets	1	2	3	4	5	Total
RUS	3	25	25	29			79
TUN	0	17	16	27			60
Set duration		0:23	0:23	0:35			1:21



RUS • Russia



Set

Avg. by set

Rk	No	Name	Running Sets	Faults	Still Sets	Total Attempts	Note
1	5	Grankin Sergey	24	-	20	44	8.00
2	12	Butko Alexander	1	-	10	11	0.33
2	13	Muserskiy Dmitriy	1	-	-	1	0.33
-	1	Obmochaev Alexey	-	-	-	-	
-	4	Volvich Artem	-	-	1	1	
-	6	Sivozhelez Evgeny	-	-	4	4	
-	8	Tetyukhin Sergey	-	-	-	-	
-	9	Spiridonov Alexey	-	-	-	-	
-	10	Ianutov Alexander	-	-	1	1	
-	11	Vlasov Ilia	-	-	-	-	
-	14	Poletaev Victor	-	-	-	-	
-	15	Ilinykh Dmitriy	-	-	-	-	
-	17	Mikhaylov Maxim	-	-	-	-	
-	20	Kurkaev Ilyas	-	-	-	-	
Others			-	-	-	-	
Total Team			26	-	36	62	8.67



Reception

Eff. %
Limit: 25.00%

Rk	No	Name	Excellents	Faults	Serve Receptions	Total Attempts	Note
1	10	Ianutov Alexander	10	1	6	17	52.94
2	6	Sivozhelez Evgeny	11	1	11	23	43.48
-	15	Ilinykh Dmitriy	1	1	3	5	
-	9	Spiridonov Alexey	2	-	1	3	
-	17	Mikhaylov Maxim	2	-	1	3	
-	4	Volvich Artem	-	-	1	1	
-	1	Obmochaev Alexey	-	-	-	-	
-	5	Grankin Sergey	-	-	-	-	
-	8	Tetyukhin Sergey	-	-	-	-	
-	11	Vlasov Ilia	-	-	-	-	
-	12	Butko Alexander	-	-	-	-	
-	13	Muserskiy Dmitriy	-	-	-	-	
-	14	Poletaev Victor	-	-	-	-	
-	20	Kurkaev Ilyas	-	-	-	-	
Others			-	-	-	-	
Total Team			26	3	23	52	44.23





P-3 VOLLEYBALL • Match players ranking



FIVB Men's World Cup 2015
Site B - 1st Round

Match: 18 **Date:** 10.09.2015 **Spectators:** 2'200
City: Hamamatsu
Hall: Hamamatsu Arena
Match duration: **Start:** 18:40 **End:** 20:07 **Total:** 1:27

Teams	Sets	1	2	3	4	5	Total
RUS	3	25	25	29			79
TUN	0	17	16	27			60
Set duration		0:23	0:23	0:35			1:21




TUN • Tunisia



Spike

Succ. %
Limit: 15.00%

Rk	No	Name	Spikes	Faults	Shots	Total Attempts	Note
1	6	Ben Othmen Miladi Mohamed Ali	8	4	3	15	53.33
2	10	Nagga Hamza	9	4	5	18	50.00
-	11	Moalla Ismail	3	1	4	8	
-	8	Miladi Nabil	2	2	4	8	
-	15	Kaabi Hichem	4	3	1	8	
-	4	Garci Marouen	1	3	3	7	
-	7	Kamosli Elyes	2	1	-	3	
-	19	Ben Tara Skander	2	-	-	2	
-	20	Agrebi Omar	1	-	-	1	
-	1	Korbosli Tayeb	-	-	-	-	
-	3	M'Rabet Marouane	-	-	-	-	
-	13	Jerbi Haykel	-	-	-	-	
Others			-	-	-	-	
Total Team			32	18	20	70	45.71



Block

Avg. by set

Rk	No	Name	Kill Blocks	Faults	Rebounds	Total Attempts	Note
1	6	Ben Othmen Miladi Mohamed Ali	2	-	2	4	0.67
2	8	Miladi Nabil	1	1	3	5	0.33
2	15	Kaabi Hichem	1	1	-	2	0.33
-	1	Korbosli Tayeb	-	-	-	-	
-	4	Garci Marouen	-	-	1	1	
-	11	Moalla Ismail	-	-	2	2	
-	20	Agrebi Omar	-	-	2	2	
-	3	M'Rabet Marouane	-	1	1	2	
-	7	Kamosli Elyes	-	1	1	2	
-	10	Nagga Hamza	-	1	1	2	
-	19	Ben Tara Skander	-	1	1	2	
-	13	Jerbi Haykel	-	1	-	1	
Others			-	-	-	-	
Total Team			4	7	14	25	1.33





P-3 VOLLEYBALL • Match players ranking




FIVB Men's World Cup 2015
Site B - 1st Round

Match: 18 **Date:** 10.09.2015 **Spectators:** 2'200
City: Hamamatsu
Hall: Hamamatsu Arena
Match duration: **Start:** 18:40 **End:** 20:07 **Total:** 1:27

Teams	Sets	1	2	3	4	5	Total
RUS	3	25	25	29			79
TUN	0	17	16	27			60
Set duration		0:23	0:23	0:35			1:21



TUN • Tunisia




Serve

Avg. by set

Rk	No	Name	Aces	Faults	Serve Hits	Total Attempts	Note
1	10	Nagga Hamza	1	1	5	7	0.33
1	7	Kamosli Elyes	1	1	3	5	0.33
1	11	Moalla Ismail	1	2	6	9	0.33
-	1	Korbosli Tayeb	-	-	-	-	
-	3	M'Rabet Marouane	-	-	7	7	
-	4	Garci Marouen	-	-	3	3	
-	19	Ben Tara Skander	-	-	3	3	
-	20	Agrebi Omar	-	-	2	2	
-	6	Ben Othmen Miladi Mohamed Ali	-	1	10	11	
-	8	Miladi Nabil	-	1	7	8	
-	13	Jerbi Haykel	-	2	3	5	
-	15	Kaabi Hichem	-	1	1	2	
Others			-	-	-	-	
Total Team			3	9	50	62	1.00

Team

Opponent errors & Team faults	21	12	33
-------------------------------	----	----	----



Dig

Avg. by set

Rk	No	Name	Digs	Faults	Receptions	Total Attempts	Note
1	1	Korbosli Tayeb	4	4	1	9	1.33
1	11	Moalla Ismail	4	4	-	8	1.33
3	6	Ben Othmen Miladi Mohamed Ali	3	6	1	10	1.00
4	10	Nagga Hamza	2	-	-	2	0.67
4	13	Jerbi Haykel	2	2	-	4	0.67
6	8	Miladi Nabil	1	1	1	3	0.33
6	7	Kamosli Elyes	1	5	1	7	0.33
-	15	Kaabi Hichem	-	-	1	1	
-	19	Ben Tara Skander	-	-	2	2	
-	20	Agrebi Omar	-	-	1	1	
-	4	Garci Marouen	-	1	1	2	
-	3	M'Rabet Marouane	-	3	1	4	
Others			-	-	-	-	
Total Team			17	26	10	53	5.67





P-3 VOLLEYBALL • Match players ranking



FIVB Men's World Cup 2015

Site B - 1st Round

Match: 18 **Date:** 10.09.2015 **Spectators:** 2'200
City: Hamamatsu
Hall: Hamamatsu Arena
Match duration: **Start:** 18:40 **End:** 20:07 **Total:** 1:27

Teams	Sets	1	2	3	4	5	Total
RUS	3	25	25	29			79
TUN	0	17	16	27			60
Set duration		0:23	0:23	0:35			1:21



TUN • Tunisia



Set

Avg. by set

Rk	No	Name	Running Sets	Faults	Still Sets	Total Attempts	Note
1	13	Jerbi Haykel	7	-	33	40	2.33
2	3	M'Rabet Marouane	5	1	17	23	1.67
-	1	Korbosli Tayeb	-	-	3	3	
-	4	Garci Marouen	-	-	-	-	
-	6	Ben Othmen Miladi Mohamed Ali	-	-	-	-	
-	7	Kamosli Elyes	-	-	-	-	
-	8	Miladi Nabil	-	-	-	-	
-	10	Nagga Hamza	-	-	1	1	
-	11	Moalla Ismail	-	-	2	2	
-	15	Kaabi Hichem	-	-	-	-	
-	19	Ben Tara Skander	-	-	-	-	
-	20	Agrebi Omar	-	-	-	-	
Others			-	-	-	-	
Total Team			12	1	56	69	4.00



Reception

Eff. %
Limit: 25.00%

Rk	No	Name	Excellents	Faults	Serve Receptions	Total Attempts	Note
1	6	Ben Othmen Miladi Mohamed Ali	10	-	6	16	62.50
2	11	Moalla Ismail	9	2	7	18	38.89
3	7	Kamosli Elyes	5	3	7	15	13.33
-	1	Korbosli Tayeb	5	1	4	10	
-	3	M'Rabet Marouane	-	-	-	-	
-	4	Garci Marouen	-	-	-	-	
-	8	Miladi Nabil	-	-	-	-	
-	10	Nagga Hamza	-	-	-	-	
-	13	Jerbi Haykel	-	-	-	-	
-	15	Kaabi Hichem	-	-	-	-	
-	19	Ben Tara Skander	-	-	-	-	
-	20	Agrebi Omar	-	-	-	-	
Others			-	-	-	-	
Total Team			29	6	24	59	38.98

