



P-3 VOLLEYBALL • Match players ranking




FIVB Men's World Cup 2015
Site A - 1st Round

Match: 14 Date: 10.09.2015 Spectators: 870
City: Hiroshima
Hall: Hiroshima Green Arena
Match duration: Start: 15:10 End: 16:43 Total: 1:33

Teams	Sets	1	2	3	4	5	Total
CAN	0	21	20	17			58
USA	3	25	25	25			75
Set duration		0:28	0:29	0:30			1:27



CAN • Canada



Spike

Succ. %
Limit: 15.00%

Rk	No	Name	Spikes	Faults	Shots	Total Attempts	Note
1	22	Marshall Steven	12	3	10	25	48.00
2	18	Hoag Nicholas	8	5	7	20	40.00
3	10	Van Lankvelt Toontje	4	4	9	17	23.53
-	5	Verhoeff Rudy	3	1	4	8	
-	11	Jansen Vandoorn Daniel Cornelius	1	-	1	2	
-	1	Sanders Tyler	-	-	-	-	
-	2	Perrin John Gordon	-	-	-	-	
-	3	Lewis Daniel	-	-	-	-	
-	6	Duff Justin	-	-	-	-	
-	9	Schneider Dustin	-	-	-	-	
-	12	Schmitt Gavin	-	-	-	-	
-	15	Winters Frederic	-	-	-	-	
-	17	Vigrass Graham	-	-	-	-	
-	19	Bann Blair Cameron	-	-	-	-	
Others			-	-	-	-	
Total Team			28	13	31	72	38.89



Block

Avg. by set

Rk	No	Name	Kill Blocks	Faults	Rebounds	Total Attempts	Note
1	5	Verhoeff Rudy	1	2	4	7	0.33
-	2	Perrin John Gordon	-	-	-	-	
-	3	Lewis Daniel	-	-	-	-	
-	6	Duff Justin	-	-	-	-	
-	9	Schneider Dustin	-	-	-	-	
-	12	Schmitt Gavin	-	-	-	-	
-	15	Winters Frederic	-	-	-	-	
-	17	Vigrass Graham	-	-	-	-	
-	18	Hoag Nicholas	-	-	1	1	
-	19	Bann Blair Cameron	-	-	-	-	
-	11	Jansen Vandoorn Daniel Cornelius	-	2	5	7	
-	1	Sanders Tyler	-	1	2	3	
-	10	Van Lankvelt Toontje	-	3	5	8	
-	22	Marshall Steven	-	5	1	6	
Others			-	-	-	-	
Total Team			1	13	18	32	0.33





P-3 VOLLEYBALL • Match players ranking



FIVB Men's World Cup 2015
Site A - 1st Round

Match: 14 Date: 10.09.2015 Spectators: 870
City: Hiroshima
Hall: Hiroshima Green Arena
Match duration: Start: 15:10 End: 16:43 Total: 1:33

Teams	Sets	1	2	3	4	5	Total
CAN	0	21	20	17			58
USA	3	25	25	25			75
Set duration		0:28	0:29	0:30			1:27



CAN • Canada

Rk	No	Name	Aces	Faults	Serve Hits	Total Attempts	Note
1	1	Sanders Tyler	2	2	9	13	0.67
2	11	Jansen Vandoorn Daniel Cornelius	1	3	6	10	0.33
-	2	Perrin John Gordon	-	-	-	-	
-	3	Lewis Daniel	-	-	-	-	
-	6	Duff Justin	-	-	-	-	
-	9	Schneider Dustin	-	-	-	-	
-	12	Schmitt Gavin	-	-	-	-	
-	17	Vigrass Graham	-	-	-	-	
-	19	Bann Blair Cameron	-	-	-	-	
-	22	Marshall Steven	-	-	7	7	
-	5	Verhoeff Rudy	-	1	9	10	
-	10	Van Lankvelt Toontje	-	1	5	6	
-	18	Hoag Nicholas	-	3	9	12	
-	15	Winters Frederic	-	1	1	2	
Others			-	-	-	-	
Total Team			3	11	46	60	1.00



Serve

Avg. by set

Team	Opponent errors & Team faults	Aces	Faults	Total Attempts
		26	15	41

Rk	No	Name	Digs	Faults	Receptions	Total Attempts	Note
1	19	Bann Blair Cameron	7	1	1	9	2.33
2	18	Hoag Nicholas	4	-	6	10	1.33
2	22	Marshall Steven	4	2	1	7	1.33
4	1	Sanders Tyler	3	4	3	10	1.00
5	5	Verhoeff Rudy	1	-	1	2	0.33
5	11	Jansen Vandoorn Daniel Cornelius	1	3	3	7	0.33
5	15	Winters Frederic	1	1	-	2	0.33
-	2	Perrin John Gordon	-	-	-	-	
-	3	Lewis Daniel	-	-	-	-	
-	6	Duff Justin	-	-	-	-	
-	9	Schneider Dustin	-	-	-	-	
-	12	Schmitt Gavin	-	-	-	-	
-	17	Vigrass Graham	-	-	-	-	
-	10	Van Lankvelt Toontje	-	3	1	4	
Others			-	-	-	-	
Total Team			21	14	16	51	7.00



Dig

Avg. by set





P-3 VOLLEYBALL • Match players ranking




FIVB Men's World Cup 2015
Site A - 1st Round

Match: 14 **Date:** 10.09.2015 **Spectators:** 870
City: Hiroshima
Hall: Hiroshima Green Arena
Match duration: **Start:** 15:10 **End:** 16:43 **Total:** 1:33

Teams	Sets	1	2	3	4	5	Total
CAN	0	21	20	17			58
USA	3	25	25	25			75
Set duration		0:28	0:29	0:30			1:27


CAN • Canada



Set

Avg. by set

Rk	No	Name	Running Sets	Faults	Still Sets	Total Attempts	Note
1	1	Sanders Tyler	30	2	27	59	10.00
2	15	Winters Frederic	1	-	-	1	0.33
-	2	Perrin John Gordon	-	-	-	-	
-	3	Lewis Daniel	-	-	-	-	
-	5	Verhoeff Rudy	-	-	2	2	
-	6	Duff Justin	-	-	-	-	
-	9	Schneider Dustin	-	-	-	-	
-	10	Van Lankvelt Toontje	-	-	2	2	
-	11	Jansen Vandoorn Daniel Cornelius	-	-	-	-	
-	12	Schmitt Gavin	-	-	-	-	
-	17	Vigrass Graham	-	-	-	-	
-	18	Hoag Nicholas	-	-	2	2	
-	19	Bann Blair Cameron	-	-	3	3	
-	22	Marshall Steven	-	-	1	1	
Others			-	-	-	-	
Total Team			31	2	37	70	10.33



Reception

Eff. %
Limit: 25.00%

Rk	No	Name	Excellents	Faults	Serve Receptions	Total Attempts	Note
1	19	Bann Blair Cameron	7	1	8	16	37.50
2	18	Hoag Nicholas	8	2	11	21	28.57
-	10	Van Lankvelt Toontje	5	3	5	13	
-	15	Winters Frederic	1	1	1	3	
-	5	Verhoeff Rudy	2	-	-	2	
-	1	Sanders Tyler	-	-	-	-	
-	2	Perrin John Gordon	-	-	-	-	
-	3	Lewis Daniel	-	-	-	-	
-	6	Duff Justin	-	-	-	-	
-	9	Schneider Dustin	-	-	-	-	
-	11	Jansen Vandoorn Daniel Cornelius	-	-	-	-	
-	12	Schmitt Gavin	-	-	-	-	
-	17	Vigrass Graham	-	-	-	-	
-	22	Marshall Steven	-	-	-	-	
Others			-	-	-	-	
Total Team			23	7	25	55	29.09






P-3 VOLLEYBALL • Match players ranking



FIVB Men's World Cup 2015
Site A - 1st Round

Match: 14 Date: 10.09.2015 Spectators: 870
City: Hiroshima
Hall: Hiroshima Green Arena
Match duration: Start: 15:10 End: 16:43 Total: 1:33

Teams	Sets	1	2	3	4	5	Total
CAN	0	21	20	17			58
USA	3	25	25	25			75
Set duration		0:28	0:29	0:30			1:27



USA • USA



Spike

Succ. %
Limit: 15.00%

Rk	No	Name	Spikes	Faults	Shots	Total Attempts	Note
1	3	Sander Taylor	11	-	4	15	73.33
2	1	Anderson Matthew	11	1	10	22	50.00
3	2	Russell Aaron	5	5	2	12	41.67
-	17	Holt Maxwell	3	1	3	7	
-	6	Lotman Paul	2	1	2	5	
-	4	Lee David	2	-	1	3	
-	20	Smith David	2	-	-	2	
-	11	Christenson Micah	-	-	1	1	
-	7	Shoji Kawika	-	-	-	-	
-	9	Troy Murphy	-	-	-	-	
-	12	Holmes Russell	-	-	-	-	
-	16	Jablonsky Jayson	-	-	-	-	
-	21	Watten Dustin	-	-	-	-	
-	22	Shoji Erik	-	-	-	-	
Others			-	-	-	-	
Total Team			36	8	23	67	53.73



Block

Avg. by set

Rk	No	Name	Kill Blocks	Faults	Rebounds	Total Attempts	Note
1	17	Holt Maxwell	4	3	7	14	1.33
2	3	Sander Taylor	1	1	2	4	0.33
2	4	Lee David	1	2	2	5	0.33
-	7	Shoji Kawika	-	-	-	-	
-	9	Troy Murphy	-	-	-	-	
-	11	Christenson Micah	-	-	1	1	
-	12	Holmes Russell	-	-	-	-	
-	16	Jablonsky Jayson	-	-	-	-	
-	21	Watten Dustin	-	-	-	-	
-	22	Shoji Erik	-	-	-	-	
-	20	Smith David	-	1	2	3	
-	6	Lotman Paul	-	1	1	2	
-	1	Anderson Matthew	-	3	2	5	
-	2	Russell Aaron	-	4	-	4	
Others			-	-	-	-	
Total Team			6	15	17	38	2.00





P-3 VOLLEYBALL • Match players ranking




FIVB Men's World Cup 2015
Site A - 1st Round

Match: 14 Date: 10.09.2015 Spectators: 870
City: Hiroshima
Hall: Hiroshima Green Arena
Match duration: Start: 15:10 End: 16:43 Total: 1:33

Teams	Sets	1	2	3	4	5	Total
CAN	0	21	20	17			58
USA	3	25	25	25			75
Set duration		0:28	0:29	0:30			1:27



USA • USA




Serve

Avg. by set

Rk	No	Name	Aces	Faults	Serve Hits	Total Attempts	Note
1	2	Russell Aaron	2	-	6	8	0.67
1	20	Smith David	2	-	3	5	0.67
1	1	Anderson Matthew	2	4	13	19	0.67
1	17	Holt Maxwell	2	3	5	10	0.67
5	4	Lee David	1	1	7	9	0.33
-	7	Shoji Kawika	-	-	-	-	
-	9	Troy Murphy	-	-	-	-	
-	12	Holmes Russell	-	-	-	-	
-	16	Jablonsky Jayson	-	-	-	-	
-	21	Watten Dustin	-	-	-	-	
-	22	Shoji Erik	-	-	-	-	
-	3	Sander Taylor	-	4	8	12	
-	6	Lotman Paul	-	1	2	3	
-	11	Christenson Micah	-	3	4	7	
Others			-	-	-	-	
Total Team			9	16	48	73	3.00

Team

Opponent errors & Team faults	24	8		32	
-------------------------------	----	---	--	----	--



Dig

Avg. by set

Rk	No	Name	Digs	Faults	Receptions	Total Attempts	Note
1	1	Anderson Matthew	8	-	1	9	2.67
2	22	Shoji Erik	6	1	2	9	2.00
3	11	Christenson Micah	4	1	4	9	1.33
4	3	Sander Taylor	3	-	2	5	1.00
5	4	Lee David	2	-	-	2	0.67
6	17	Holt Maxwell	1	2	2	5	0.33
-	2	Russell Aaron	-	-	-	-	
-	7	Shoji Kawika	-	-	-	-	
-	9	Troy Murphy	-	-	-	-	
-	12	Holmes Russell	-	-	-	-	
-	16	Jablonsky Jayson	-	-	-	-	
-	21	Watten Dustin	-	-	-	-	
-	6	Lotman Paul	-	2	1	3	
-	20	Smith David	-	2	1	3	
Others			-	-	-	-	
Total Team			24	8	13	45	8.00





P-3 VOLLEYBALL • Match players ranking




FIVB Men's World Cup 2015
Site A - 1st Round

Match: 14 Date: 10.09.2015 Spectators: 870
City: Hiroshima
Hall: Hiroshima Green Arena
Match duration: Start: 15:10 End: 16:43 Total: 1:33

Teams	Sets	1	2	3	4	5	Total
CAN	0	21	20	17			58
USA	3	25	25	25			75
Set duration		0:28	0:29	0:30			1:27




USA • USA



Set

Avg. by set

Rk	No	Name	Running Sets	Faults	Still Sets	Total Attempts	Note
1	11	Christenson Micah	29	-	27	56	9.67
2	22	Shoji Erik	3	-	1	4	1.00
-	1	Anderson Matthew	-	-	1	1	
-	2	Russell Aaron	-	-	-	-	
-	3	Sander Taylor	-	-	2	2	
-	4	Lee David	-	-	1	1	
-	6	Lotman Paul	-	-	-	-	
-	7	Shoji Kawika	-	-	-	-	
-	9	Troy Murphy	-	-	-	-	
-	12	Holmes Russell	-	-	-	-	
-	16	Jablonsky Jayson	-	-	-	-	
-	17	Holt Maxwell	-	-	-	-	
-	20	Smith David	-	-	-	-	
-	21	Watten Dustin	-	-	-	-	
Others			-	-	-	-	
Total Team			32	-	32	64	10.67



Reception

Eff. %
Limit: 25.00%

Rk	No	Name	Excellents	Faults	Serve Receptions	Total Attempts	Note
1	3	Sander Taylor	10	1	4	15	60.00
2	2	Russell Aaron	6	-	6	12	50.00
-	6	Lotman Paul	4	1	2	7	
-	22	Shoji Erik	4	-	2	6	
-	1	Anderson Matthew	3	1	1	5	
-	11	Christenson Micah	-	-	1	1	
-	17	Holt Maxwell	1	-	-	1	
-	21	Watten Dustin	1	-	-	1	
-	4	Lee David	-	-	-	-	
-	7	Shoji Kawika	-	-	-	-	
-	9	Troy Murphy	-	-	-	-	
-	12	Holmes Russell	-	-	-	-	
-	16	Jablonsky Jayson	-	-	-	-	
-	20	Smith David	-	-	-	-	
Others			-	-	-	-	
Total Team			29	3	16	48	54.17

