



P-3 VOLLEYBALL • Match players ranking



FIVB Men's World Cup 2015


Site B - 1st Round

Match: 12 **Date:** 09.09.2015 **Spectators:** 2'590
City: Hamamatsu
Hall: Hamamatsu Arena
Match duration: Start: 18:40 End: 21:00 Total: 2:20

| Teams | Sets | 1 | 2 | 3 | 4 | 5 | Total |
|---------------------|----------|------|------|------|------|---|-------|
| POL | 3 | 26 | 27 | 25 | 25 | | 103 |
| RUS | 1 | 28 | 25 | 19 | 22 | | 94 |
| Set duration | | 0:34 | 0:35 | 0:30 | 0:32 | | 2:11 |




POL • Poland



Spike

Succ. %
Limit: 15.00%

| Rk | No | Name | Spikes | Faults | Shots | Total Attempts | Note |
|-------------------|----|------------------|--------|--------|-------|----------------|-------|
| 1 | 13 | Kubiak Michal | 9 | 1 | 5 | 15 | 60.00 |
| 2 | 21 | Buszek Rafal | 11 | 2 | 7 | 20 | 55.00 |
| 3 | 6 | Kurek Bartosz | 19 | 6 | 10 | 35 | 54.29 |
| - | 23 | Bieniek Mateusz | 9 | 3 | 2 | 14 | |
| - | 1 | Nowakowski Piotr | 3 | - | 4 | 7 | |
| - | 20 | Mika Mateusz | 2 | 2 | 1 | 5 | |
| - | 3 | Konarski Dawid | - | - | 1 | 1 | |
| - | 7 | Klos Karol | - | - | - | - | |
| - | 11 | Drzyzga Fabian | - | - | - | - | |
| - | 12 | Lomacz Grzegorz | - | - | - | - | |
| - | 15 | Gacek Piotr | - | - | - | - | |
| - | 17 | Zatorski Pawel | - | - | - | - | |
| - | 18 | Mozdzonek Marcin | - | - | - | - | |
| - | 25 | Szalpuk Artur | - | - | - | - | |
| Others | | | - | - | - | - | |
| Total Team | | | 53 | 14 | 30 | 97 | 54.64 |



Block

Avg. by set

| Rk | No | Name | Kill Blocks | Faults | Rebounds | Total Attempts | Note |
|-------------------|----|------------------|-------------|--------|----------|----------------|------|
| 1 | 23 | Bieniek Mateusz | 4 | 7 | 4 | 15 | 1.00 |
| 2 | 6 | Kurek Bartosz | 3 | 5 | 5 | 13 | 0.75 |
| 3 | 1 | Nowakowski Piotr | 2 | 2 | 2 | 6 | 0.50 |
| 4 | 3 | Konarski Dawid | 1 | 2 | 1 | 4 | 0.25 |
| - | 7 | Klos Karol | - | - | - | - | |
| - | 11 | Drzyzga Fabian | - | - | 1 | 1 | |
| - | 12 | Lomacz Grzegorz | - | - | - | - | |
| - | 15 | Gacek Piotr | - | - | - | - | |
| - | 17 | Zatorski Pawel | - | - | - | - | |
| - | 18 | Mozdzonek Marcin | - | - | - | - | |
| - | 20 | Mika Mateusz | - | - | - | - | |
| - | 25 | Szalpuk Artur | - | - | - | - | |
| - | 13 | Kubiak Michal | - | 4 | 5 | 9 | |
| - | 21 | Buszek Rafal | - | 3 | 2 | 5 | |
| Others | | | - | - | - | - | |
| Total Team | | | 10 | 23 | 20 | 53 | 2.50 |





P-3 VOLLEYBALL • Match players ranking




FIVB Men's World Cup 2015
Site B - 1st Round

Match: 12 Date: 09.09.2015 Spectators: 2'590
City: Hamamatsu
Hall: Hamamatsu Arena
Match duration: Start: 18:40 End: 21:00 Total: 2:20

| Teams | Sets | 1 | 2 | 3 | 4 | 5 | Total |
|--------------|------|------|------|------|------|---|-------|
| POL | 3 | 26 | 27 | 25 | 25 | | 103 |
| RUS | 1 | 28 | 25 | 19 | 22 | | 94 |
| Set duration | | 0:34 | 0:35 | 0:30 | 0:32 | | 2:11 |




POL • Poland



| Rk | No | Name | Aces | Faults | Serve Hits | Total Attempts | Note |
|-------------------|----|------------------|------|--------|------------|----------------|------|
| 1 | 6 | Kurek Bartosz | 3 | 7 | 10 | 20 | 0.75 |
| 2 | 21 | Buszek Rafal | 2 | 2 | 12 | 16 | 0.50 |
| 3 | 11 | Drzyzga Fabian | 1 | 1 | 4 | 6 | 0.25 |
| 3 | 13 | Kubiak Michal | 1 | 3 | 11 | 15 | 0.25 |
| - | 3 | Konarski Dawid | - | - | - | - | |
| - | 7 | Klos Karol | - | - | - | - | |
| - | 12 | Lomacz Grzegorz | - | - | 10 | 10 | |
| - | 15 | Gacek Piotr | - | - | - | - | |
| - | 17 | Zatorski Pawel | - | - | - | - | |
| - | 18 | Mozdzonek Marcin | - | - | 3 | 3 | |
| - | 25 | Szalpuk Artur | - | - | - | - | |
| - | 20 | Mika Mateusz | - | 1 | 5 | 6 | |
| - | 1 | Nowakowski Piotr | - | 4 | 9 | 13 | |
| - | 23 | Bieniek Mateusz | - | 4 | 9 | 13 | |
| Others | | | - | - | - | - | |
| Total Team | | | 7 | 22 | 73 | 102 | 1.75 |



| | | | | | | |
|-------------|-------------------------------|----|---|--|----|--|
| Team | Opponent errors & Team faults | 33 | 7 | | 40 | |
|-------------|-------------------------------|----|---|--|----|--|



| Rk | No | Name | Digs | Faults | Receptions | Total Attempts | Note |
|-------------------|----|------------------|------|--------|------------|----------------|------|
| 1 | 17 | Zatorski Pawel | 11 | 4 | 2 | 17 | 2.75 |
| 2 | 12 | Lomacz Grzegorz | 6 | 3 | - | 9 | 1.50 |
| 2 | 21 | Buszek Rafal | 6 | 4 | 2 | 12 | 1.50 |
| 4 | 23 | Bieniek Mateusz | 3 | - | 4 | 7 | 0.75 |
| 4 | 11 | Drzyzga Fabian | 3 | 1 | 1 | 5 | 0.75 |
| 4 | 13 | Kubiak Michal | 3 | 3 | 3 | 9 | 0.75 |
| 7 | 20 | Mika Mateusz | 2 | - | 3 | 5 | 0.50 |
| 7 | 6 | Kurek Bartosz | 2 | 1 | 3 | 6 | 0.50 |
| 7 | 1 | Nowakowski Piotr | 2 | 1 | 2 | 5 | 0.50 |
| 10 | 18 | Mozdzonek Marcin | 1 | - | 1 | 2 | 0.25 |
| - | 3 | Konarski Dawid | - | - | - | - | |
| - | 7 | Klos Karol | - | - | - | - | |
| - | 15 | Gacek Piotr | - | - | - | - | |
| - | 25 | Szalpuk Artur | - | - | - | - | |
| Others | | | - | - | - | - | |
| Total Team | | | 39 | 17 | 21 | 77 | 9.75 |





P-3 VOLLEYBALL • Match players ranking




FIVB Men's World Cup 2015
Site B - 1st Round

Match: 12 Date: 09.09.2015 Spectators: 2'590
City: Hamamatsu
Hall: Hamamatsu Arena
Match duration: Start: 18:40 End: 21:00 Total: 2:20

| Teams | Sets | 1 | 2 | 3 | 4 | 5 | Total |
|---------------------|----------|------|------|------|------|---|-------|
| POL | 3 | 26 | 27 | 25 | 25 | | 103 |
| RUS | 1 | 28 | 25 | 19 | 22 | | 94 |
| Set duration | | 0:34 | 0:35 | 0:30 | 0:32 | | 2:11 |




POL • Poland



Set

Avg. by set

| Rk | No | Name | Running Sets | Faults | Still Sets | Total Attempts | Note |
|-------------------|----|------------------|--------------|--------|------------|----------------|------|
| 1 | 12 | Lomacz Grzegorz | 20 | - | 23 | 43 | 5.00 |
| 2 | 11 | Drzyzga Fabian | 9 | 1 | 25 | 35 | 2.25 |
| 3 | 17 | Zatorski Pawel | 1 | - | 4 | 5 | 0.25 |
| - | 3 | Konarski Dawid | - | - | 1 | 1 | |
| - | 6 | Kurek Bartosz | - | - | 1 | 1 | |
| - | 7 | Klos Karol | - | - | - | - | |
| - | 13 | Kubiak Michal | - | - | 9 | 9 | |
| - | 15 | Gacek Piotr | - | - | - | - | |
| - | 18 | Mozdzonek Marcin | - | - | - | - | |
| - | 20 | Mika Mateusz | - | - | 1 | 1 | |
| - | 21 | Buszek Rafal | - | - | 2 | 2 | |
| - | 23 | Bieniek Mateusz | - | - | 2 | 2 | |
| - | 25 | Szalpuk Artur | - | - | - | - | |
| - | 1 | Nowakowski Piotr | - | 1 | - | 1 | |
| Others | | | - | - | - | - | |
| Total Team | | | 30 | 2 | 68 | 100 | 7.50 |



Reception

Eff. %
Limit: 25.00%

| Rk | No | Name | Excellents | Faults | Serve Receptions | Total Attempts | Note |
|-------------------|----|------------------|------------|--------|------------------|----------------|-------|
| 1 | 21 | Buszek Rafal | 12 | 2 | 10 | 24 | 41.67 |
| 2 | 13 | Kubiak Michal | 12 | 3 | 7 | 22 | 40.91 |
| - | 17 | Zatorski Pawel | 8 | 1 | 8 | 17 | |
| - | 20 | Mika Mateusz | 3 | 3 | 1 | 7 | |
| - | 6 | Kurek Bartosz | - | - | 1 | 1 | |
| - | 12 | Lomacz Grzegorz | - | - | 1 | 1 | |
| - | 1 | Nowakowski Piotr | - | - | - | - | |
| - | 3 | Konarski Dawid | - | - | - | - | |
| - | 7 | Klos Karol | - | - | - | - | |
| - | 11 | Drzyzga Fabian | - | - | - | - | |
| - | 15 | Gacek Piotr | - | - | - | - | |
| - | 18 | Mozdzonek Marcin | - | - | - | - | |
| - | 23 | Bieniek Mateusz | - | - | - | - | |
| - | 25 | Szalpuk Artur | - | - | - | - | |
| Others | | | - | - | - | - | |
| Total Team | | | 35 | 9 | 28 | 72 | 36.11 |





P-3 VOLLEYBALL • Match players ranking



FIVB Men's World Cup 2015


Site B - 1st Round

Match: 12 **Date:** 09.09.2015 **Spectators:** 2'590
City: Hamamatsu
Hall: Hamamatsu Arena
Match duration: Start: 18:40 End: 21:00 Total: 2:20

| Teams | Sets | 1 | 2 | 3 | 4 | 5 | Total |
|---------------------|----------|------|------|------|------|---|-------|
| POL | 3 | 26 | 27 | 25 | 25 | | 103 |
| RUS | 1 | 28 | 25 | 19 | 22 | | 94 |
| Set duration | | 0:34 | 0:35 | 0:30 | 0:32 | | 2:11 |




RUS • Russia



Spike

Succ. %
Limit: 15.00%

| Rk | No | Name | Spikes | Faults | Shots | Total Attempts | Note |
|-------------------|----|-------------------|--------|--------|-------|----------------|-------|
| 1 | 13 | Muserskiy Dmitriy | 17 | 7 | 6 | 30 | 56.67 |
| 2 | 17 | Mikhaylov Maxim | 10 | 4 | 8 | 22 | 45.45 |
| - | 8 | Tetyukhin Sergey | 5 | 2 | 7 | 14 | |
| - | 4 | Volvich Artem | 6 | 1 | 3 | 10 | |
| - | 11 | Vlasov Ilia | 3 | - | 2 | 5 | |
| - | 15 | Ilinykh Dmitriy | 1 | - | 4 | 5 | |
| - | 20 | Kurkaev Ilyas | 2 | - | 1 | 3 | |
| - | 6 | Sivozhelez Evgeny | - | 1 | 2 | 3 | |
| - | 12 | Butko Alexander | 2 | - | - | 2 | |
| - | 1 | Obmochaev Alexey | - | - | - | - | |
| - | 5 | Grankin Sergey | - | - | - | - | |
| - | 9 | Spiridonov Alexey | - | - | - | - | |
| - | 10 | Ianutov Alexander | - | - | - | - | |
| - | 14 | Poletaev Victor | - | - | - | - | |
| Others | | | - | - | - | - | |
| Total Team | | | 46 | 15 | 33 | 94 | 48.94 |



Block

Avg. by set

| Rk | No | Name | Kill Blocks | Faults | Rebounds | Total Attempts | Note |
|-------------------|----|-------------------|-------------|--------|----------|----------------|------|
| 1 | 8 | Tetyukhin Sergey | 2 | 2 | 3 | 7 | 0.50 |
| 1 | 4 | Volvich Artem | 2 | 10 | 5 | 17 | 0.50 |
| 3 | 12 | Butko Alexander | 1 | - | 1 | 2 | 0.25 |
| 3 | 13 | Muserskiy Dmitriy | 1 | 6 | 4 | 11 | 0.25 |
| 3 | 11 | Vlasov Ilia | 1 | 5 | - | 6 | 0.25 |
| - | 1 | Obmochaev Alexey | - | - | - | - | |
| - | 6 | Sivozhelez Evgeny | - | - | - | - | |
| - | 9 | Spiridonov Alexey | - | - | - | - | |
| - | 10 | Ianutov Alexander | - | - | - | - | |
| - | 14 | Poletaev Victor | - | - | - | - | |
| - | 15 | Ilinykh Dmitriy | - | - | - | - | |
| - | 17 | Mikhaylov Maxim | - | 1 | 1 | 2 | |
| - | 20 | Kurkaev Ilyas | - | 1 | 1 | 2 | |
| - | 5 | Grankin Sergey | - | 2 | - | 2 | |
| Others | | | - | - | - | - | |
| Total Team | | | 7 | 27 | 15 | 49 | 1.75 |





P-3 VOLLEYBALL • Match players ranking




FIVB Men's World Cup 2015
Site B - 1st Round

Match: 12 Date: 09.09.2015 Spectators: 2'590
City: Hamamatsu
Hall: Hamamatsu Arena
Match duration: Start: 18:40 End: 21:00 Total: 2:20

| Teams | Sets | 1 | 2 | 3 | 4 | 5 | Total |
|--------------|------|------|------|------|------|---|-------|
| POL | 3 | 26 | 27 | 25 | 25 | | 103 |
| RUS | 1 | 28 | 25 | 19 | 22 | | 94 |
| Set duration | | 0:34 | 0:35 | 0:30 | 0:32 | | 2:11 |



RUS • Russia




Serve

Avg. by set

| Rk | No | Name | Aces | Faults | Serve Hits | Total Attempts | Note |
|-------------------|----|-------------------|------|--------|------------|----------------|------|
| 1 | 12 | Butko Alexander | 3 | 2 | 8 | 13 | 0.75 |
| 2 | 17 | Mikhaylov Maxim | 2 | 5 | 7 | 14 | 0.50 |
| 2 | 13 | Muserskiy Dmitriy | 2 | 8 | 5 | 15 | 0.50 |
| 4 | 8 | Tetyukhin Sergey | 1 | 2 | 16 | 19 | 0.25 |
| - | 1 | Obmochaev Alexey | - | - | - | - | |
| - | 4 | Volvich Artem | - | - | 13 | 13 | |
| - | 5 | Grankin Sergey | - | - | 2 | 2 | |
| - | 9 | Spiridonov Alexey | - | - | - | - | |
| - | 10 | Ianutov Alexander | - | - | - | - | |
| - | 14 | Poletaev Victor | - | - | - | - | |
| - | 11 | Vlasov Ilia | - | 1 | 9 | 10 | |
| - | 6 | Sivozhelez Evgeny | - | 2 | 2 | 4 | |
| - | 20 | Kurkaev Ilyas | - | 1 | 1 | 2 | |
| - | 15 | Ilinykh Dmitriy | - | 2 | 1 | 3 | |
| Others | | | - | - | - | - | |
| Total Team | | | 8 | 23 | 64 | 95 | 2.00 |

Team

| | | | |
|-------------------------------|----|---|----|
| Opponent errors & Team faults | 33 | 9 | 42 |
|-------------------------------|----|---|----|



Dig

Avg. by set

| Rk | No | Name | Digs | Faults | Receptions | Total Attempts | Note |
|-------------------|----|-------------------|------|--------|------------|----------------|------|
| 1 | 1 | Obmochaev Alexey | 6 | 3 | - | 9 | 1.50 |
| 2 | 8 | Tetyukhin Sergey | 4 | 3 | 2 | 9 | 1.00 |
| 3 | 17 | Mikhaylov Maxim | 3 | 1 | 10 | 14 | 0.75 |
| 4 | 15 | Ilinykh Dmitriy | 2 | 1 | 1 | 4 | 0.50 |
| 4 | 12 | Butko Alexander | 2 | 3 | 6 | 11 | 0.50 |
| 4 | 13 | Muserskiy Dmitriy | 2 | 3 | 6 | 11 | 0.50 |
| 4 | 10 | Ianutov Alexander | 2 | 4 | 1 | 7 | 0.50 |
| 4 | 11 | Vlasov Ilia | 2 | 3 | - | 5 | 0.50 |
| 9 | 6 | Sivozhelez Evgeny | 1 | - | 1 | 2 | 0.25 |
| 9 | 4 | Volvich Artem | 1 | 2 | 2 | 5 | 0.25 |
| - | 9 | Spiridonov Alexey | - | - | - | - | |
| - | 14 | Poletaev Victor | - | - | - | - | |
| - | 20 | Kurkaev Ilyas | - | - | - | - | |
| - | 5 | Grankin Sergey | - | 2 | - | 2 | |
| Others | | | - | - | - | - | |
| Total Team | | | 25 | 25 | 29 | 79 | 6.25 |





P-3 VOLLEYBALL • Match players ranking




FIVB Men's World Cup 2015
Site B - 1st Round

Match: 12 Date: 09.09.2015 Spectators: 2'590
City: Hamamatsu
Hall: Hamamatsu Arena
Match duration: Start: 18:40 End: 21:00 Total: 2:20

| Teams | Sets | 1 | 2 | 3 | 4 | 5 | Total |
|--------------|------|------|------|------|------|---|-------|
| POL | 3 | 26 | 27 | 25 | 25 | | 103 |
| RUS | 1 | 28 | 25 | 19 | 22 | | 94 |
| Set duration | | 0:34 | 0:35 | 0:30 | 0:32 | | 2:11 |




RUS • Russia



Set

Avg. by set

| Rk | No | Name | Running Sets | Faults | Still Sets | Total Attempts | Note |
|-------------------|----|-------------------|--------------|--------|------------|----------------|------|
| 1 | 12 | Butko Alexander | 21 | - | 36 | 57 | 5.25 |
| 2 | 5 | Grankin Sergey | 15 | - | 7 | 22 | 3.75 |
| 3 | 1 | Obmochaev Alexey | 1 | - | 3 | 4 | 0.25 |
| - | 4 | Volvich Artem | - | - | - | - | |
| - | 6 | Sivozhelez Evgeny | - | - | - | - | |
| - | 8 | Tetyukhin Sergey | - | - | 3 | 3 | |
| - | 9 | Spiridonov Alexey | - | - | - | - | |
| - | 10 | Ianutov Alexander | - | - | 1 | 1 | |
| - | 11 | Vlasov Ilia | - | - | - | - | |
| - | 13 | Muserskiy Dmitriy | - | - | 3 | 3 | |
| - | 14 | Poletaev Victor | - | - | - | - | |
| - | 15 | Ilinykh Dmitriy | - | - | - | - | |
| - | 17 | Mikhaylov Maxim | - | - | 2 | 2 | |
| - | 20 | Kurkaev Ilyas | - | - | - | - | |
| Others | | | - | - | - | - | |
| Total Team | | | 37 | - | 55 | 92 | 9.25 |



Reception

Eff. %
Limit: 25.00%

| Rk | No | Name | Excellents | Faults | Serve Receptions | Total Attempts | Note |
|-------------------|----|-------------------|------------|--------|------------------|----------------|-------|
| 1 | 1 | Obmochaev Alexey | 11 | - | 10 | 21 | 52.38 |
| 2 | 8 | Tetyukhin Sergey | 14 | 2 | 8 | 24 | 50.00 |
| - | 10 | Ianutov Alexander | 10 | 1 | 6 | 17 | |
| - | 15 | Ilinykh Dmitriy | 6 | - | - | 6 | |
| - | 17 | Mikhaylov Maxim | 2 | 1 | 1 | 4 | |
| - | 6 | Sivozhelez Evgeny | 1 | - | 1 | 2 | |
| - | 13 | Muserskiy Dmitriy | 1 | - | 1 | 2 | |
| - | 11 | Vlasov Ilia | - | - | 1 | 1 | |
| - | 4 | Volvich Artem | - | - | - | - | |
| - | 5 | Grankin Sergey | - | - | - | - | |
| - | 9 | Spiridonov Alexey | - | - | - | - | |
| - | 12 | Butko Alexander | - | - | - | - | |
| - | 14 | Poletaev Victor | - | - | - | - | |
| - | 20 | Kurkaev Ilyas | - | - | - | - | |
| Others | | | - | - | - | - | |
| Total Team | | | 45 | 4 | 28 | 77 | 53.25 |

