



P-3 VOLLEYBALL • Match players ranking



FIVB Men's World Cup 2015


Site B - 1st Round

Match: 6 **Date:** 08.09.2015 **Spectators:** 810
City: Hamamatsu
Hall: Hamamatsu Arena
Match duration: Start: 18:40 End: 20:04 Total: 1:24

Teams	Sets	1	2	3	4	5	Total
POL	3	25	25	25			75
TUN	0	17	15	20			52
Set duration		0:25	0:26	0:27			1:18




POL • Poland



Spike

Succ. %
Limit: 15.00%

Rk	No	Name	Spikes	Faults	Shots	Total Attempts	Note
1	6	Kurek Bartosz	11	1	6	18	61.11
1	21	Buszek Rafal	11	2	5	18	61.11
-	23	Bieniek Mateusz	4	-	7	11	
-	20	Mika Mateusz	8	-	1	9	
-	13	Kubiak Michal	2	2	4	8	
-	3	Konarski Dawid	-	-	5	5	
-	1	Nowakowski Piotr	-	1	3	4	
-	7	Klos Karol	-	1	2	3	
-	25	Szalpuk Artur	1	-	-	1	
-	11	Drzyzga Fabian	-	-	-	-	
-	12	Lomacz Grzegorz	-	-	-	-	
-	15	Gacek Piotr	-	-	-	-	
-	17	Zatorski Pawel	-	-	-	-	
-	18	Mozdzonek Marcin	-	-	-	-	
Others			-	-	-	-	
Total Team			37	7	33	77	48.05



Block

Avg. by set

Rk	No	Name	Kill Blocks	Faults	Rebounds	Total Attempts	Note
1	13	Kubiak Michal	4	1	1	6	1.33
2	1	Nowakowski Piotr	3	2	3	8	1.00
3	21	Buszek Rafal	2	1	-	3	0.67
3	7	Klos Karol	2	2	-	4	0.67
5	23	Bieniek Mateusz	1	3	2	6	0.33
-	3	Konarski Dawid	-	-	2	2	
-	11	Drzyzga Fabian	-	-	-	-	
-	15	Gacek Piotr	-	-	-	-	
-	17	Zatorski Pawel	-	-	-	-	
-	18	Mozdzonek Marcin	-	-	-	-	
-	20	Mika Mateusz	-	-	2	2	
-	25	Szalpuk Artur	-	-	-	-	
-	12	Lomacz Grzegorz	-	1	1	2	
-	6	Kurek Bartosz	-	5	1	6	
Others			-	-	-	-	
Total Team			12	15	12	39	4.00





P-3 VOLLEYBALL • Match players ranking



FIVB Men's World Cup 2015
Site B - 1st Round

Match: 6 Date: 08.09.2015 Spectators: 810
City: Hamamatsu
Hall: Hamamatsu Arena
Match duration: Start: 18:40 End: 20:04 Total: 1:24

Teams	Sets	1	2	3	4	5	Total
POL	3	25	25	25			75
TUN	0	17	15	20			52
Set duration		0:25	0:26	0:27			1:18



POL • Poland



Serve

Avg. by set

Rk	No	Name	Aces	Faults	Serve Hits	Total Attempts	Note
1	21	Buszek Rafal	2	2	11	15	0.67
1	20	Mika Mateusz	2	2	4	8	0.67
1	6	Kurek Bartosz	2	4	6	12	0.67
4	11	Drzyzga Fabian	1	-	2	3	0.33
4	23	Bieniek Mateusz	1	2	8	11	0.33
-	1	Nowakowski Piotr	-	-	4	4	
-	3	Konarski Dawid	-	-	2	2	
-	7	Klos Karol	-	-	4	4	
-	12	Lomacz Grzegorz	-	-	11	11	
-	15	Gacek Piotr	-	-	-	-	
-	17	Zatorski Pawel	-	-	-	-	
-	18	Mozdzonek Marcin	-	-	-	-	
-	25	Szalpuk Artur	-	-	-	-	
-	13	Kubiak Michal	-	1	3	4	
Others			-	-	-	-	
Total Team			8	11	55	74	2.67

Team

Opponent errors & Team faults	18	-	18
-------------------------------	----	---	----



Dig

Avg. by set

Rk	No	Name	Digs	Faults	Receptions	Total Attempts	Note
1	17	Zatorski Pawel	6	4	3	13	2.00
2	13	Kubiak Michal	3	2	-	5	1.00
3	6	Kurek Bartosz	2	-	3	5	0.67
3	15	Gacek Piotr	2	1	-	3	0.67
3	21	Buszek Rafal	2	4	5	11	0.67
6	20	Mika Mateusz	1	-	1	2	0.33
6	12	Lomacz Grzegorz	1	1	3	5	0.33
6	7	Klos Karol	1	2	-	3	0.33
-	18	Mozdzonek Marcin	-	-	-	-	
-	23	Bieniek Mateusz	-	-	1	1	
-	25	Szalpuk Artur	-	-	-	-	
-	3	Konarski Dawid	-	1	2	3	
-	1	Nowakowski Piotr	-	1	1	2	
-	11	Drzyzga Fabian	-	1	1	2	
Others			-	-	-	-	
Total Team			18	17	20	55	6.00





P-3 VOLLEYBALL • Match players ranking




FIVB Men's World Cup 2015
Site B - 1st Round

Match: 6 Date: 08.09.2015 Spectators: 810
City: Hamamatsu
Hall: Hamamatsu Arena
Match duration: Start: 18:40 End: 20:04 Total: 1:24

Teams	Sets	1	2	3	4	5	Total
POL	3	25	25	25			75
TUN	0	17	15	20			52
Set duration		0:25	0:26	0:27			1:18




POL • Poland



Set

Avg. by set

Rk	No	Name	Running Sets	Faults	Still Sets	Total Attempts	Note
1	12	Lomacz Grzegorz	26	1	29	56	8.67
2	11	Drzyzga Fabian	4	-	6	10	1.33
3	13	Kubiak Michal	1	-	3	4	0.33
-	1	Nowakowski Piotr	-	-	-	-	
-	3	Konarski Dawid	-	-	-	-	
-	6	Kurek Bartosz	-	-	-	-	
-	7	Klos Karol	-	-	-	-	
-	15	Gacek Piotr	-	-	-	-	
-	17	Zatorski Pawel	-	-	6	6	
-	18	Mozdzonek Marcin	-	-	-	-	
-	20	Mika Mateusz	-	-	-	-	
-	21	Buszek Rafal	-	-	-	-	
-	23	Bieniek Mateusz	-	-	-	-	
-	25	Szalpuk Artur	-	-	1	1	
Others			-	-	-	-	
Total Team			31	1	45	77	10.33



Reception

Eff. %
Limit: 25.00%

Rk	No	Name	Excellents	Faults	Serve Receptions	Total Attempts	Note
1	20	Mika Mateusz	9	-	3	12	75.00
2	13	Kubiak Michal	9	-	10	19	47.37
-	17	Zatorski Pawel	5	-	2	7	
-	21	Buszek Rafal	5	1	1	7	
-	15	Gacek Piotr	-	-	1	1	
-	1	Nowakowski Piotr	-	-	-	-	
-	3	Konarski Dawid	-	-	-	-	
-	6	Kurek Bartosz	-	-	-	-	
-	7	Klos Karol	-	-	-	-	
-	11	Drzyzga Fabian	-	-	-	-	
-	12	Lomacz Grzegorz	-	-	-	-	
-	18	Mozdzonek Marcin	-	-	-	-	
-	23	Bieniek Mateusz	-	-	-	-	
-	25	Szalpuk Artur	-	-	-	-	
Others			-	-	-	-	
Total Team			28	1	17	46	58.70





P-3 VOLLEYBALL • Match players ranking




FIVB Men's World Cup 2015
Site B - 1st Round

Match: 6 Date: 08.09.2015 Spectators: 810
City: Hamamatsu
Hall: Hamamatsu Arena
Match duration: Start: 18:40 End: 20:04 Total: 1:24

Teams	Sets	1	2	3	4	5	Total
POL	3	25	25	25			75
TUN	0	17	15	20			52
Set duration		0:25	0:26	0:27			1:18




TUN • Tunisia



Spike

Succ. %
Limit: 15.00%

Rk	No	Name	Spikes	Faults	Shots	Total Attempts	Note
1	7	Kamosli Elyes	10	5	7	22	45.45
2	4	Garci Marouen	8	2	8	18	44.44
-	15	Kaabi Hichem	1	5	4	10	
-	6	Ben Othmen Miladi Mohamed Ali	1	5	3	9	
-	20	Agrebi Omar	3	-	3	6	
-	11	Moalla Ismail	2	-	2	4	
-	8	Miladi Nabil	1	-	-	1	
-	10	Nagga Hamza	1	-	-	1	
-	13	Jerbi Haykel	-	-	1	1	
-	19	Ben Tara Skander	1	-	-	1	
-	1	Korbosli Tayeb	-	-	-	-	
-	3	M'Rabet Marouane	-	-	-	-	
Others			-	-	-	-	
Total Team			28	17	28	73	38.36



Block

Avg. by set

Rk	No	Name	Kill Blocks	Faults	Rebounds	Total Attempts	Note
1	20	Agrebi Omar	3	1	4	8	1.00
2	6	Ben Othmen Miladi Mohamed Ali	2	1	-	3	0.67
3	4	Garci Marouen	1	2	1	4	0.33
3	11	Moalla Ismail	1	3	2	6	0.33
-	1	Korbosli Tayeb	-	-	-	-	
-	7	Kamosli Elyes	-	-	7	7	
-	8	Miladi Nabil	-	-	-	-	
-	10	Nagga Hamza	-	-	-	-	
-	13	Jerbi Haykel	-	-	2	2	
-	15	Kaabi Hichem	-	-	2	2	
-	19	Ben Tara Skander	-	-	3	3	
-	3	M'Rabet Marouane	-	3	4	7	
Others			-	-	-	-	
Total Team			7	10	25	42	2.33





P-3 VOLLEYBALL • Match players ranking




FIVB Men's World Cup 2015
Site B - 1st Round

Match: 6 Date: 08.09.2015 Spectators: 810
City: Hamamatsu
Hall: Hamamatsu Arena
Match duration: Start: 18:40 End: 20:04 Total: 1:24

Teams	Sets	1	2	3	4	5	Total
POL	3	25	25	25			75
TUN	0	17	15	20			52
Set duration		0:25	0:26	0:27			1:18



TUN • Tunisia




Serve

Avg. by set

Rk	No	Name	Aces	Faults	Serve Hits	Total Attempts	Note
1	7	Kamosli Elyes	1	1	8	10	0.33
-	1	Korbosli Tayeb	-	-	-	-	
-	6	Ben Othmen Miladi Mohamed Ali	-	-	2	2	
-	8	Miladi Nabil	-	-	5	5	
-	10	Nagga Hamza	-	-	3	3	
-	19	Ben Tara Skander	-	-	3	3	
-	20	Agrebi Omar	-	-	9	9	
-	3	M'Rabet Marouane	-	1	8	9	
-	11	Moalla Ismail	-	1	4	5	
-	4	Garci Marouen	-	2	2	4	
-	15	Kaabi Hichem	-	1	1	2	
-	13	Jerbi Haykel	-	1	-	1	
Others			-	-	-	-	
Total Team			1	7	45	53	0.33

Team

Opponent errors & Team faults	16	1	17
-------------------------------	----	---	----



Dig

Avg. by set

Rk	No	Name	Digs	Faults	Receptions	Total Attempts	Note
1	1	Korbosli Tayeb	4	4	5	13	1.33
2	7	Kamosli Elyes	3	6	6	15	1.00
3	11	Moalla Ismail	2	2	2	6	0.67
3	3	M'Rabet Marouane	2	10	2	14	0.67
5	10	Nagga Hamza	1	-	-	1	0.33
5	20	Agrebi Omar	1	1	3	5	0.33
5	15	Kaabi Hichem	1	1	2	4	0.33
-	8	Miladi Nabil	-	-	1	1	
-	19	Ben Tara Skander	-	-	-	-	
-	6	Ben Othmen Miladi Mohamed Ali	-	2	3	5	
-	4	Garci Marouen	-	3	4	7	
-	13	Jerbi Haykel	-	1	-	1	
Others			-	-	-	-	
Total Team			14	30	28	72	4.67





P-3 VOLLEYBALL • Match players ranking




FIVB Men's World Cup 2015
Site B - 1st Round

Match: 6 **Date:** 08.09.2015 **Spectators:** 810
City: Hamamatsu
Hall: Hamamatsu Arena
Match duration: **Start:** 18:40 **End:** 20:04 **Total:** 1:24

Teams	Sets	1	2	3	4	5	Total
POL	3	25	25	25			75
TUN	0	17	15	20			52
Set duration		0:25	0:26	0:27			1:18




TUN • Tunisia



Set

Avg. by set

Rk	No	Name	Running Sets	Faults	Still Sets	Total Attempts	Note
1	3	M'Rabet Marouane	11	-	41	52	3.67
2	13	Jerbi Haykel	1	2	9	12	0.33
-	1	Korbosli Tayeb	-	-	4	4	
-	4	Garci Marouen	-	-	-	-	
-	6	Ben Othmen Miladi Mohamed Ali	-	-	-	-	
-	7	Kamosli Elyes	-	-	1	1	
-	8	Miladi Nabil	-	-	-	-	
-	10	Nagga Hamza	-	-	-	-	
-	11	Moalla Ismail	-	-	1	1	
-	15	Kaabi Hichem	-	-	3	3	
-	19	Ben Tara Skander	-	-	-	-	
-	20	Agrebi Omar	-	-	2	2	
Others			-	-	-	-	
Total Team			12	2	61	75	4.00



Reception

Eff. %
Limit: 25.00%

Rk	No	Name	Excellents	Faults	Serve Receptions	Total Attempts	Note
1	7	Kamosli Elyes	7	5	16	28	7.14
-	11	Moalla Ismail	5	1	8	14	
-	1	Korbosli Tayeb	3	-	7	10	
-	6	Ben Othmen Miladi Mohamed Ali	5	2	3	10	
-	13	Jerbi Haykel	-	-	1	1	
-	3	M'Rabet Marouane	-	-	-	-	
-	4	Garci Marouen	-	-	-	-	
-	8	Miladi Nabil	-	-	-	-	
-	10	Nagga Hamza	-	-	-	-	
-	15	Kaabi Hichem	-	-	-	-	
-	19	Ben Tara Skander	-	-	-	-	
-	20	Agrebi Omar	-	-	-	-	
Others			-	-	-	-	
Total Team			20	8	35	63	19.05

