



P-3 VOLLEYBALL • Match players ranking



FIVB Men's World Cup 2011
4th Round, Tokyo (A)

Match: 61 Date: 04.12.2011 Spectators: 2'400
City: Tokyo
Hall: Yoyogi National Stadium
Match duration: Start: 11:10 End: 13:11 Total: 2:01

Teams	Sets	1	2	3	4	5	Total
POL	2	23	25	22	25	15	110
RUS	3	25	23	25	17	17	107
Set duration		0:25	0:24	0:25	0:20	0:15	1:49



POL • Poland



Spike

Succ. %
Limit: 15.00%

Rk	No	Name	Spikes	Faults	Shots	Total Attempts	Note
1	9	Bartman Zbigniew	11	3	9	23	47.83
2	6	Kurek Bartosz	16	9	16	41	39.02
-	2	Winiarski Michal	6	5	7	18	
-	7	Jarosz Jakub	9	1	7	17	
-	14	Ruciak Michal	7	-	2	9	
-	1	Nowakowski Piotr	6	-	2	8	
-	18	Mozdzonek Marcin	3	-	2	5	
-	19	Czarnowski Patryk	3	1	-	4	
-	5	Zagumny Pawel	1	-	-	1	
-	13	Kubiak Michal	-	-	-	-	
-	15	Zygadlo Lukasz	-	-	-	-	
-	16	Ignaczak Krzysztof	-	-	-	-	
Others			-	-	-	-	
Total Team			62	19	45	126	49.21



Block

Avg. by set

Rk	No	Name	Kill Blocks	Faults	Rebounds	Total Attempts	Note
1	18	Mozdzonek Marcin	5	7	10	22	1.00
2	6	Kurek Bartosz	2	7	2	11	0.40
3	2	Winiarski Michal	1	3	3	7	0.20
3	5	Zagumny Pawel	1	2	1	4	0.20
3	1	Nowakowski Piotr	1	6	3	10	0.20
-	13	Kubiak Michal	-	-	-	-	
-	14	Ruciak Michal	-	-	-	-	
-	16	Ignaczak Krzysztof	-	-	-	-	
-	9	Bartman Zbigniew	-	1	5	6	
-	15	Zygadlo Lukasz	-	1	4	5	
-	7	Jarosz Jakub	-	1	1	2	
-	19	Czarnowski Patryk	-	3	1	4	
Others			-	-	-	-	
Total Team			10	31	30	71	2.00





P-3 VOLLEYBALL • Match players ranking



FIVB Men's World Cup 2011
4th Round, Tokyo (A)


Match: 61 Date: 04.12.2011 Spectators: 2'400
City: Tokyo
Hall: Yoyogi National Stadium
Match duration: Start: 11:10 End: 13:11 Total: 2:01

Teams	Sets	1	2	3	4	5	Total
POL	2	23	25	22	25	15	110
RUS	3	25	23	25	17	17	107
Set duration		0:25	0:24	0:25	0:20	0:15	1:49



POL • Poland

Rk	No	Name	Aces	Faults	Serve Hits	Total Attempts	Note
1	7	Jarosz Jakub	4	3	4	11	0.80
2	15	Zygadlo Lukasz	1	-	5	6	0.20
2	1	Nowakowski Piotr	1	2	9	12	0.20
2	14	Ruciak Michal	1	2	4	7	0.20
-	13	Kubiak Michal	-	-	-	-	
-	16	Ignaczak Krzysztof	-	-	-	-	
-	18	Mozdzonek Marcin	-	-	14	14	
-	5	Zagumny Pawel	-	1	12	13	
-	19	Czarnowski Patryk	-	1	12	13	
-	2	Winiarski Michal	-	1	11	12	
-	9	Bartman Zbigniew	-	3	6	9	
-	6	Kurek Bartosz	-	5	9	14	
Others			-	-	-	-	
Total Team			7	18	86	111	1.40




Serve

Avg. by set

Team	Opponent errors & Team faults	31	18	49
------	-------------------------------	----	----	----

Rk	No	Name	Digs	Faults	Receptions	Total Attempts	Note
1	6	Kurek Bartosz	3	4	7	14	0.60
1	16	Ignaczak Krzysztof	3	4	7	14	0.60
3	2	Winiarski Michal	2	-	3	5	0.40
3	14	Ruciak Michal	2	-	2	4	0.40
5	9	Bartman Zbigniew	1	1	8	10	0.20
5	18	Mozdzonek Marcin	1	1	2	4	0.20
-	1	Nowakowski Piotr	-	-	1	1	
-	13	Kubiak Michal	-	-	-	-	
-	19	Czarnowski Patryk	-	-	-	-	
-	15	Zygadlo Lukasz	-	1	8	9	
-	5	Zagumny Pawel	-	4	10	14	
-	7	Jarosz Jakub	-	3	2	5	
Others			-	-	-	-	
Total Team			12	18	50	80	2.40



Dig

Avg. by set





P-3 VOLLEYBALL • Match players ranking



FIVB Men's World Cup 2011
4th Round, Tokyo (A)

Match: 61 Date: 04.12.2011 Spectators: 2'400
City: Tokyo
Hall: Yoyogi National Stadium
Match duration: Start: 11:10 End: 13:11 Total: 2:01

Teams	Sets	1	2	3	4	5	Total
POL	2	23	25	22	25	15	110
RUS	3	25	23	25	17	17	107
Set duration		0:25	0:24	0:25	0:20	0:15	1:49




POL • Poland



Set

Avg. by set

Rk	No	Name	Running Sets	Faults	Still Sets	Total Attempts	Note
1	5	Zagumny Pawel	30	-	33	63	6.00
2	15	Zygadlo Lukasz	10	-	31	41	2.00
-	1	Nowakowski Piotr	-	-	2	2	
-	2	Winiarski Michal	-	-	1	1	
-	6	Kurek Bartosz	-	-	4	4	
-	7	Jarosz Jakub	-	-	-	-	
-	9	Bartman Zbigniew	-	-	1	1	
-	13	Kubiak Michal	-	-	-	-	
-	14	Ruciak Michal	-	-	1	1	
-	16	Ignaczak Krzysztof	-	-	4	4	
-	18	Mozdzonek Marcin	-	-	7	7	
-	19	Czarnowski Patryk	-	-	1	1	
Others			-	-	-	-	
Total Team			40	-	85	125	8.00



Reception

Eff. %
Limit: 25.00%

Rk	No	Name	Excellents	Faults	Serve Receptions	Total Attempts	Note
1	2	Winiarski Michal	15	1	10	26	53.85
2	16	Ignaczak Krzysztof	20	-	18	38	52.63
-	6	Kurek Bartosz	5	2	6	13	
-	14	Ruciak Michal	7	-	3	10	
-	18	Mozdzonek Marcin	1	-	-	1	
-	1	Nowakowski Piotr	-	-	-	-	
-	5	Zagumny Pawel	-	-	-	-	
-	7	Jarosz Jakub	-	-	-	-	
-	9	Bartman Zbigniew	-	-	-	-	
-	13	Kubiak Michal	-	-	-	-	
-	15	Zygadlo Lukasz	-	-	-	-	
-	19	Czarnowski Patryk	-	-	-	-	
Others			-	-	-	-	
Total Team			48	3	37	88	51.14





P-3 VOLLEYBALL • Match players ranking



FIVB Men's World Cup 2011
4th Round, Tokyo (A)

Match: 61 Date: 04.12.2011 Spectators: 2'400
City: Tokyo
Hall: Yoyogi National Stadium
Match duration: Start: 11:10 End: 13:11 Total: 2:01

Teams	Sets	1	2	3	4	5	Total
POL	2	23	25	22	25	15	110
RUS	3	25	23	25	17	17	107
Set duration		0:25	0:24	0:25	0:20	0:15	1:49



RUS • Russia



Spike

Succ. %
Limit: 15.00%

Rk	No	Name	Spikes	Faults	Shots	Total Attempts	Note
1	2	Biriukov Denis	10	3	10	23	43.48
2	4	Khtey Taras	9	4	11	24	37.50
-	17	Mikhaylov Maxim	9	1	9	19	
-	13	Muserskiy Dmitriy	12	2	5	19	
-	10	Yakovlev Roman	4	6	3	13	
-	16	Kruglov Pavel	5	1	4	10	
-	6	Sivozhelez Evgeny	5	-	2	7	
-	3	Apalikov Nikolay	5	1	-	6	
-	18	Volkov Alexander	5	1	-	6	
-	12	Butko Alexander	-	-	2	2	
-	7	Makarov Sergey	-	-	1	1	
-	9	Sokolov Alexander	-	-	-	-	
Others			-	-	-	-	
Total Team			64	19	47	130	49.23



Block

Avg. by set

Rk	No	Name	Kill Blocks	Faults	Rebounds	Total Attempts	Note
1	3	Apalikov Nikolay	3	7	5	15	0.60
1	2	Biriukov Denis	3	8	-	11	0.60
3	16	Kruglov Pavel	1	-	2	3	0.20
3	17	Mikhaylov Maxim	1	3	2	6	0.20
3	18	Volkov Alexander	1	2	1	4	0.20
3	12	Butko Alexander	1	5	3	9	0.20
-	4	Khtey Taras	-	-	5	5	
-	6	Sivozhelez Evgeny	-	-	2	2	
-	9	Sokolov Alexander	-	-	-	-	
-	13	Muserskiy Dmitriy	-	2	11	13	
-	7	Makarov Sergey	-	3	1	4	
-	10	Yakovlev Roman	-	1	-	1	
Others			-	-	-	-	
Total Team			10	31	32	73	2.00





P-3 VOLLEYBALL • Match players ranking




FIVB Men's World Cup 2011
4th Round, Tokyo (A)

Match: 61 Date: 04.12.2011 Spectators: 2'400
City: Tokyo
Hall: Yoyogi National Stadium
Match duration: Start: 11:10 End: 13:11 Total: 2:01

Teams	Sets	1	2	3	4	5	Total
POL	2	23	25	22	25	15	110
RUS	3	25	23	25	17	17	107
Set duration		0:25	0:24	0:25	0:20	0:15	1:49



RUS • Russia




Serve

Avg. by set

Rk	No	Name	Aces	Faults	Serve Hits	Total Attempts	Note
1	12	Butko Alexander	1	1	9	11	0.20
1	3	Apalikov Nikolay	1	4	4	9	0.20
-	7	Makarov Sergey	-	-	5	5	
-	9	Sokolov Alexander	-	-	-	-	
-	2	Biriukov Denis	-	1	14	15	
-	4	Khtey Taras	-	1	12	13	
-	18	Volkov Alexander	-	1	6	7	
-	10	Yakovlev Roman	-	1	5	6	
-	13	Muserskiy Dmitriy	-	3	15	18	
-	16	Kruglov Pavel	-	2	9	11	
-	17	Mikhaylov Maxim	-	2	6	8	
-	6	Sivozhelez Evgeny	-	2	1	3	
Others			-	-	-	-	
Total Team			2	18	86	106	0.40

Team

Opponent errors & Team faults	31	13		44	
-------------------------------	----	----	--	----	--



Dig

Avg. by set

Rk	No	Name	Digs	Faults	Receptions	Total Attempts	Note
1	9	Sokolov Alexander	9	6	9	24	1.80
2	16	Kruglov Pavel	4	-	1	5	0.80
2	17	Mikhaylov Maxim	4	2	8	14	0.80
4	4	Khtey Taras	3	2	5	10	0.60
5	2	Biriukov Denis	2	1	2	5	0.40
6	10	Yakovlev Roman	1	1	3	5	0.20
6	18	Volkov Alexander	1	1	1	3	0.20
6	12	Butko Alexander	1	3	4	8	0.20
-	13	Muserskiy Dmitriy	-	3	4	7	
-	6	Sivozhelez Evgeny	-	1	1	2	
-	7	Makarov Sergey	-	2	2	4	
-	3	Apalikov Nikolay	-	1	-	1	
Others			-	-	-	-	
Total Team			25	23	40	88	5.00





P-3 VOLLEYBALL • Match players ranking




FIVB Men's World Cup 2011
4th Round, Tokyo (A)

Match: 61 Date: 04.12.2011 Spectators: 2'400
City: Tokyo
Hall: Yoyogi National Stadium
Match duration: Start: 11:10 End: 13:11 Total: 2:01

Teams	Sets	1	2	3	4	5	Total
POL	2	23	25	22	25	15	110
RUS	3	25	23	25	17	17	107
Set duration		0:25	0:24	0:25	0:20	0:15	1:49




RUS • Russia



Set

Avg. by set

Rk	No	Name	Running Sets	Faults	Still Sets	Total Attempts	Note
1	12	Butko Alexander	14	-	43	57	2.80
2	7	Makarov Sergey	11	1	29	41	2.20
-	2	Biriukov Denis	-	-	3	3	
-	3	Apalikov Nikolay	-	-	-	-	
-	4	Khtey Taras	-	-	1	1	
-	6	Sivozhelez Evgeny	-	-	2	2	
-	9	Sokolov Alexander	-	-	8	8	
-	10	Yakovlev Roman	-	-	-	-	
-	13	Muserskiy Dmitriy	-	-	5	5	
-	16	Kruglov Pavel	-	-	-	-	
-	17	Mikhaylov Maxim	-	-	-	-	
-	18	Volkov Alexander	-	-	4	4	
Others			-	-	-	-	
Total Team			25	1	95	121	5.00



Reception

Eff. %
Limit: 25.00%

Rk	No	Name	Excellents	Faults	Serve Receptions	Total Attempts	Note
1	4	Khtey Taras	15	-	16	31	48.39
-	9	Sokolov Alexander	12	1	8	21	
-	6	Sivozhelez Evgeny	7	1	7	15	
-	2	Biriukov Denis	6	-	8	14	
-	16	Kruglov Pavel	2	2	4	8	
-	3	Apalikov Nikolay	-	-	-	-	
-	7	Makarov Sergey	-	-	-	-	
-	12	Butko Alexander	-	-	-	-	
-	13	Muserskiy Dmitriy	-	-	-	-	
-	17	Mikhaylov Maxim	-	-	-	-	
-	18	Volkov Alexander	-	-	-	-	
-	10	Yakovlev Roman	-	1	-	1	
Others			-	-	-	-	
Total Team			42	5	43	90	41.11

