



P-3 VOLLEYBALL • Match players ranking



FIVB Men's World Cup 2011
4th Round, Tokyo (A)

Match: 56 Date: 03.12.2011 Spectators: 5'000
City: Tokyo
Hall: Yoyogi National Stadium
Match duration: Start: 15:10 End: 17:11 Total: 2:01

Teams	Sets	1	2	3	4	5	Total
POL	2	25	25	18	19	12	99
BRA	3	18	21	25	25	15	104
Set duration		0:22	0:23	0:25	0:24	0:15	1:49




POL • Poland



Spike

Succ. %
Limit: 15.00%

Rk	No	Name	Spikes	Faults	Shots	Total Attempts	Note
1	9	Bartman Zbigniew	25	7	10	42	59.52
2	6	Kurek Bartosz	16	5	11	32	50.00
3	2	Winiarski Michal	8	2	9	19	42.11
-	1	Nowakowski Piotr	5	2	7	14	
-	18	Mozdzonek Marcin	4	1	3	8	
-	14	Ruciak Michal	1	1	-	2	
-	7	Jarosz Jakub	-	2	-	2	
-	5	Zagumny Pawel	-	-	-	-	
-	10	Wisniewski Lukasz	-	-	-	-	
-	13	Kubiak Michal	-	-	-	-	
-	15	Zygadlo Lukasz	-	-	-	-	
-	16	Ignaczak Krzysztof	-	-	-	-	
Others			-	-	-	-	
Total Team			59	20	40	119	49.58



Block

Avg. by set

Rk	No	Name	Kill Blocks	Faults	Rebounds	Total Attempts	Note
1	18	Mozdzonek Marcin	2	6	12	20	0.40
1	1	Nowakowski Piotr	2	9	3	14	0.40
3	15	Zygadlo Lukasz	1	3	4	8	0.20
3	6	Kurek Bartosz	1	3	3	7	0.20
3	2	Winiarski Michal	1	3	1	5	0.20
-	7	Jarosz Jakub	-	-	-	-	
-	10	Wisniewski Lukasz	-	-	-	-	
-	13	Kubiak Michal	-	-	-	-	
-	14	Ruciak Michal	-	-	-	-	
-	16	Ignaczak Krzysztof	-	-	-	-	
-	5	Zagumny Pawel	-	1	1	2	
-	9	Bartman Zbigniew	-	7	2	9	
Others			-	-	-	-	
Total Team			7	32	26	65	1.40





P-3 VOLLEYBALL • Match players ranking




FIVB Men's World Cup 2011
4th Round, Tokyo (A)

Match: 56 Date: 03.12.2011 Spectators: 5'000
City: Tokyo
Hall: Yoyogi National Stadium
Match duration: Start: 15:10 End: 17:11 Total: 2:01

Teams	Sets	1	2	3	4	5	Total
POL	2	25	25	18	19	12	99
BRA	3	18	21	25	25	15	104
Set duration		0:22	0:23	0:25	0:24	0:15	1:49



POL • Poland




Serve

Avg. by set

Rk	No	Name	Aces	Faults	Serve Hits	Total Attempts	Note
1	15	Zygadlo Lukasz	1	-	18	19	0.20
1	18	Mozdzonek Marcin	1	-	14	15	0.20
1	9	Bartman Zbigniew	1	3	10	14	0.20
1	6	Kurek Bartosz	1	4	8	13	0.20
1	2	Winiarski Michal	1	6	8	15	0.20
-	5	Zagumny Pawel	-	-	-	-	
-	7	Jarosz Jakub	-	-	-	-	
-	10	Wisniewski Lukasz	-	-	-	-	
-	13	Kubiak Michal	-	-	-	-	
-	16	Ignaczak Krzysztof	-	-	-	-	
-	1	Nowakowski Piotr	-	2	20	22	
-	14	Ruciak Michal	-	1	1	2	
Others			-	-	-	-	
Total Team			5	16	79	100	1.00

Team

Opponent errors & Team faults	28	14		42	
-------------------------------	----	----	--	----	--



Dig

Avg. by set

Rk	No	Name	Digs	Faults	Receptions	Total Attempts	Note
1	16	Ignaczak Krzysztof	10	4	4	18	2.00
2	15	Zygadlo Lukasz	6	4	4	14	1.20
3	9	Bartman Zbigniew	5	4	4	13	1.00
4	1	Nowakowski Piotr	4	-	-	4	0.80
5	18	Mozdzonek Marcin	3	1	7	11	0.60
6	6	Kurek Bartosz	2	3	5	10	0.40
7	14	Ruciak Michal	1	-	-	1	0.20
-	5	Zagumny Pawel	-	-	-	-	
-	7	Jarosz Jakub	-	-	-	-	
-	10	Wisniewski Lukasz	-	-	-	-	
-	13	Kubiak Michal	-	-	-	-	
-	2	Winiarski Michal	-	2	9	11	
Others			-	-	-	-	
Total Team			31	18	33	82	6.20





P-3 VOLLEYBALL • Match players ranking



FIVB Men's World Cup 2011
4th Round, Tokyo (A)

Match: 56 Date: 03.12.2011 Spectators: 5'000
City: Tokyo
Hall: Yoyogi National Stadium
Match duration: Start: 15:10 End: 17:11 Total: 2:01

Teams	Sets	1	2	3	4	5	Total
POL	2	25	25	18	19	12	99
BRA	3	18	21	25	25	15	104
Set duration		0:22	0:23	0:25	0:24	0:15	1:49



POL • Poland



Set

Avg. by set

Rk	No	Name	Running Sets	Faults	Still Sets	Total Attempts	Note
1	15	Zygodlo Lukasz	48	-	52	100	9.60
2	5	Zagumny Pawel	1	-	6	7	0.20
-	1	Nowakowski Piotr	-	-	3	3	
-	6	Kurek Bartosz	-	-	1	1	
-	7	Jarosz Jakub	-	-	-	-	
-	9	Bartman Zbigniew	-	-	-	-	
-	10	Wisniewski Lukasz	-	-	-	-	
-	13	Kubiak Michal	-	-	-	-	
-	14	Ruciak Michal	-	-	-	-	
-	16	Ignaczak Krzysztof	-	-	-	-	
-	18	Mozdzonek Marcin	-	-	3	3	
-	2	Winiarski Michal	-	1	2	3	
Others			-	-	-	-	
Total Team			49	1	67	117	9.80



Reception

Eff. %
Limit: 25.00%

Rk	No	Name	Excellents	Faults	Serve Receptions	Total Attempts	Note
1	2	Winiarski Michal	15	2	11	28	46.43
2	16	Ignaczak Krzysztof	15	1	16	32	43.75
-	6	Kurek Bartosz	8	-	7	15	
-	14	Ruciak Michal	5	-	-	5	
-	1	Nowakowski Piotr	1	-	1	2	
-	18	Mozdzonek Marcin	1	-	1	2	
-	5	Zagumny Pawel	-	-	-	-	
-	7	Jarosz Jakub	-	-	-	-	
-	9	Bartman Zbigniew	-	-	-	-	
-	10	Wisniewski Lukasz	-	-	-	-	
-	13	Kubiak Michal	-	-	-	-	
-	15	Zygodlo Lukasz	-	-	-	-	
Others			-	-	-	-	
Total Team			45	3	36	84	50.00





P-3 VOLLEYBALL • Match players ranking



FIVB Men's World Cup 2011
4th Round, Tokyo (A)

Match: 56 Date: 03.12.2011 Spectators: 5'000
City: Tokyo
Hall: Yoyogi National Stadium
Match duration: Start: 15:10 End: 17:11 Total: 2:01

Teams	Sets	1	2	3	4	5	Total
POL	2	25	25	18	19	12	99
BRA	3	18	21	25	25	15	104
Set duration		0:22	0:23	0:25	0:24	0:15	1:49



BRA • Brazil



Spike

Succ. %
Limit: 15.00%

Rk	No	Name	Spikes	Faults	Shots	Total Attempts	Note
1	6	Vissotto Neves Leandro	21	3	5	29	72.41
2	8	Endres Murilo	9	4	13	26	34.62
-	7	Godoy Filho Gilberto	6	4	4	14	
-	16	Saatkamp Lucas	9	-	4	13	
-	5	dos Santos Jr. Sidnei	7	1	5	13	
-	18	Amaral Dante	5	1	5	11	
-	9	Lopes Theo	4	1	3	8	
-	1	Rezende Bruno	2	1	-	3	
-	17	Muraguti Yared Marlon	-	-	1	1	
-	10	Santos Sérgio Dutra	-	-	-	-	
-	14	Santana Rodrigo	-	-	-	-	
-	15	Bravo Pereira João Paulo	-	-	-	-	
Others			-	-	-	-	
Total Team			63	15	40	118	53.39



Block

Avg. by set

Rk	No	Name	Kill Blocks	Faults	Rebounds	Total Attempts	Note
1	1	Rezende Bruno	3	1	4	8	0.60
2	6	Vissotto Neves Leandro	2	1	-	3	0.40
2	7	Godoy Filho Gilberto	2	4	4	10	0.40
2	8	Endres Murilo	2	2	1	5	0.40
2	5	dos Santos Jr. Sidnei	2	8	4	14	0.40
2	18	Amaral Dante	2	5	1	8	0.40
7	16	Saatkamp Lucas	1	5	5	11	0.20
-	9	Lopes Theo	-	-	-	-	
-	10	Santos Sérgio Dutra	-	-	-	-	
-	14	Santana Rodrigo	-	-	-	-	
-	15	Bravo Pereira João Paulo	-	-	-	-	
-	17	Muraguti Yared Marlon	-	-	-	-	
Others			-	-	-	-	
Total Team			14	26	19	59	2.80





P-3 VOLLEYBALL • Match players ranking




FIVB Men's World Cup 2011
4th Round, Tokyo (A)

Match: 56 Date: 03.12.2011 Spectators: 5'000
City: Tokyo
Hall: Yoyogi National Stadium
Match duration: Start: 15:10 End: 17:11 Total: 2:01

Teams	Sets	1	2	3	4	5	Total
POL	2	25	25	18	19	12	99
BRA	3	18	21	25	25	15	104
Set duration		0:22	0:23	0:25	0:24	0:15	1:49



BRA • Brazil




Serve

Avg. by set

Rk	No	Name	Aces	Faults	Serve Hits	Total Attempts	Note
1	18	Amaral Dante	1	3	17	21	0.20
1	16	Saatkamp Lucas	1	3	13	17	0.20
-	1	Rezende Bruno	-	-	13	13	
-	10	Santos Sérgio Dutra	-	-	-	-	
-	14	Santana Rodrigo	-	-	-	-	
-	15	Bravo Pereira João Paulo	-	-	-	-	
-	17	Muraguti Yared Marlon	-	1	9	10	
-	7	Godoy Filho Gilberto	-	1	4	5	
-	6	Vissotto Neves Leandro	-	2	6	8	
-	5	dos Santos Jr. Sidnei	-	4	11	15	
-	8	Endres Murilo	-	4	9	13	
-	9	Lopes Theo	-	1	-	1	
Others			-	-	-	-	
Total Team			2	19	82	103	0.40

Team

Opponent errors & Team faults	25	16		41	
-------------------------------	----	----	--	----	--



Dig

Avg. by set

Rk	No	Name	Digs	Faults	Receptions	Total Attempts	Note
1	10	Santos Sérgio Dutra	10	6	6	22	2.00
2	8	Endres Murilo	5	1	2	8	1.00
3	7	Godoy Filho Gilberto	4	1	2	7	0.80
4	6	Vissotto Neves Leandro	3	2	7	12	0.60
5	18	Amaral Dante	2	2	12	16	0.40
6	16	Saatkamp Lucas	1	-	-	1	0.20
6	1	Rezende Bruno	1	3	2	6	0.20
-	9	Lopes Theo	-	-	-	-	
-	14	Santana Rodrigo	-	-	-	-	
-	15	Bravo Pereira João Paulo	-	-	-	-	
-	5	dos Santos Jr. Sidnei	-	1	3	4	
-	17	Muraguti Yared Marlon	-	2	4	6	
Others			-	-	-	-	
Total Team			26	18	38	82	5.20





P-3 VOLLEYBALL • Match players ranking



FIVB Men's World Cup 2011
4th Round, Tokyo (A)

Match: 56 Date: 03.12.2011 Spectators: 5'000
City: Tokyo
Hall: Yoyogi National Stadium
Match duration: Start: 15:10 End: 17:11 Total: 2:01

Teams	Sets	1	2	3	4	5	Total
POL	2	25	25	18	19	12	99
BRA	3	18	21	25	25	15	104
Set duration		0:22	0:23	0:25	0:24	0:15	1:49



BRA • Brazil



Set

Avg. by set

Rk	No	Name	Running Sets	Faults	Still Sets	Total Attempts	Note
1	1	Rezende Bruno	20	-	42	62	4.00
2	17	Muraguti Yared Marlon	16	-	20	36	3.20
-	5	dos Santos Jr. Sidnei	-	-	-	-	
-	6	Vissotto Neves Leandro	-	-	1	1	
-	8	Endres Murilo	-	-	-	-	
-	9	Lopes Theo	-	-	-	-	
-	10	Santos Sérgio Dutra	-	-	8	8	
-	14	Santana Rodrigo	-	-	-	-	
-	15	Bravo Pereira João Paulo	-	-	-	-	
-	16	Saatkamp Lucas	-	-	1	1	
-	18	Amaral Dante	-	-	2	2	
-	7	Godoy Filho Gilberto	-	1	2	3	
Others			-	-	-	-	
Total Team			36	1	76	113	7.20



Reception

Eff. %
Limit: 25.00%

Rk	No	Name	Excellents	Faults	Serve Receptions	Total Attempts	Note
1	8	Endres Murilo	17	1	18	36	44.44
-	18	Amaral Dante	7	1	12	20	
-	10	Santos Sérgio Dutra	7	1	7	15	
-	7	Godoy Filho Gilberto	3	1	6	10	
-	17	Muraguti Yared Marlon	-	-	1	1	
-	1	Rezende Bruno	-	-	-	-	
-	5	dos Santos Jr. Sidnei	-	-	-	-	
-	6	Vissotto Neves Leandro	-	-	-	-	
-	9	Lopes Theo	-	-	-	-	
-	14	Santana Rodrigo	-	-	-	-	
-	15	Bravo Pereira João Paulo	-	-	-	-	
-	16	Saatkamp Lucas	-	-	-	-	
Others			-	-	-	-	
Total Team			34	4	44	82	36.59

