



P-3 VOLLEYBALL • Match players ranking




FIVB Men's World Cup 2011
4th Round, Tokyo (B)

Match: 54 Date: 02.12.2011 Spectators: 550
City: Tokyo
Hall: Tokyo Metropolitan Gymnasium
Match duration: Start: 18:30 End: 20:36 Total: 2:06

Teams	Sets	1	2	3	4	5	Total
ARG	2	29	14	17	25	12	97
USA	3	27	25	25	20	15	112
Set duration		0:30	0:22	0:24	0:24	0:14	1:54




ARG • Argentina



Spike

Succ. %
Limit: 15.00%

Rk	No	Name	Spikes	Faults	Shots	Total Attempts	Note
1	7	Conte Facundo	17	5	12	34	50.00
2	12	Pereyra Federico	14	8	11	33	42.42
-	14	Crer Pablo	10	2	5	17	
-	9	Quiroga Rodrigo	5	3	4	12	
-	13	Poglajen Cristian	5	3	3	11	
-	19	Gauna Maximiliano	2	4	4	10	
-	11	Solé Sebastian	3	-	4	7	
-	15	De Cecco Luciano	-	1	1	2	
-	2	Castellani Ivan	1	-	-	1	
-	8	Cavanna Maximiliano	-	-	-	-	
-	16	González Alexis	-	-	-	-	
-	17	Giustiniano Mariano	-	-	-	-	
Others			-	-	-	-	
Total Team			57	26	44	127	44.88



Block

Avg. by set

Rk	No	Name	Kill Blocks	Faults	Rebounds	Total Attempts	Note
1	14	Crer Pablo	3	5	8	16	0.60
2	19	Gauna Maximiliano	2	3	4	9	0.40
3	15	De Cecco Luciano	1	2	4	7	0.20
3	12	Pereyra Federico	1	2	3	6	0.20
-	2	Castellani Ivan	-	-	-	-	
-	8	Cavanna Maximiliano	-	-	-	-	
-	13	Poglajen Cristian	-	-	-	-	
-	16	González Alexis	-	-	-	-	
-	17	Giustiniano Mariano	-	-	-	-	
-	7	Conte Facundo	-	1	1	2	
-	11	Solé Sebastian	-	6	5	11	
-	9	Quiroga Rodrigo	-	2	-	2	
Others			-	-	-	-	
Total Team			7	21	25	53	1.40





P-3 VOLLEYBALL • Match players ranking



FIVB Men's World Cup 2011
4th Round, Tokyo (B)

Match: 54 Date: 02.12.2011 Spectators: 550
City: Tokyo
Hall: Tokyo Metropolitan Gymnasium
Match duration: Start: 18:30 End: 20:36 Total: 2:06

Teams	Sets	1	2	3	4	5	Total
ARG	2	29	14	17	25	12	97
USA	3	27	25	25	20	15	112
Set duration		0:30	0:22	0:24	0:24	0:14	1:54



ARG • Argentina



Serve

Avg. by set

Rk	No	Name	Aces	Faults	Serve Hits	Total Attempts	Note
1	12	Pereyra Federico	2	5	11	18	0.40
2	14	Crer Pablo	1	-	15	16	0.20
2	13	Poglajen Cristian	1	3	8	12	0.20
2	7	Conte Facundo	1	4	9	14	0.20
-	2	Castellani Ivan	-	-	-	-	
-	8	Cavanna Maximiliano	-	-	3	3	
-	9	Quiroga Rodrigo	-	-	4	4	
-	11	Solé Sebastian	-	-	12	12	
-	16	González Alexis	-	-	-	-	
-	17	Giustiniano Mariano	-	-	-	-	
-	19	Gauna Maximiliano	-	-	4	4	
-	15	De Cecco Luciano	-	4	10	14	
Others			-	-	-	-	
Total Team			5	16	76	97	1.00

Team

Opponent errors & Team faults	28	24		52	
-------------------------------	----	----	--	----	--



Dig

Avg. by set

Rk	No	Name	Digs	Faults	Receptions	Total Attempts	Note
1	9	Quiroga Rodrigo	7	1	4	12	1.40
1	15	De Cecco Luciano	7	6	6	19	1.40
3	7	Conte Facundo	5	2	5	12	1.00
3	12	Pereyra Federico	5	5	3	13	1.00
5	16	González Alexis	4	3	3	10	0.80
6	11	Solé Sebastian	1	-	1	2	0.20
6	13	Poglajen Cristian	1	2	3	6	0.20
-	2	Castellani Ivan	-	-	-	-	
-	14	Crer Pablo	-	-	1	1	
-	17	Giustiniano Mariano	-	-	-	-	
-	19	Gauna Maximiliano	-	-	1	1	
-	8	Cavanna Maximiliano	-	2	-	2	
Others			-	-	-	-	
Total Team			30	21	27	78	6.00





P-3 VOLLEYBALL • Match players ranking



FIVB Men's World Cup 2011
4th Round, Tokyo (B)

Match: 54 Date: 02.12.2011 Spectators: 550
City: Tokyo
Hall: Tokyo Metropolitan Gymnasium
Match duration: Start: 18:30 End: 20:36 Total: 2:06

Teams	Sets	1	2	3	4	5	Total
ARG	2	29	14	17	25	12	97
USA	3	27	25	25	20	15	112
Set duration		0:30	0:22	0:24	0:24	0:14	1:54



ARG • Argentina



Set

Avg. by set

Rk	No	Name	Running Sets	Faults	Still Sets	Total Attempts	Note
1	15	De Cecco Luciano	45	-	48	93	9.00
2	8	Cavanna Maximiliano	7	-	11	18	1.40
3	16	González Alexis	1	-	4	5	0.20
-	2	Castellani Ivan	-	-	-	-	
-	7	Conte Facundo	-	-	3	3	
-	9	Quiroga Rodrigo	-	-	2	2	
-	11	Solé Sebastian	-	-	-	-	
-	12	Pereyra Federico	-	-	2	2	
-	13	Poglajen Cristian	-	-	-	-	
-	14	Crer Pablo	-	-	2	2	
-	17	Giustiniano Mariano	-	-	-	-	
-	19	Gauna Maximiliano	-	-	-	-	
Others			-	-	-	-	
Total Team			53	-	72	125	10.60



Reception

Eff. %
Limit: 25.00%

Rk	No	Name	Excellents	Faults	Serve Receptions	Total Attempts	Note
1	9	Quiroga Rodrigo	12	1	12	25	44.00
2	7	Conte Facundo	11	2	11	24	37.50
3	16	González Alexis	10	1	16	27	33.33
-	13	Poglajen Cristian	13	-	6	19	
-	2	Castellani Ivan	-	-	-	-	
-	8	Cavanna Maximiliano	-	-	-	-	
-	11	Solé Sebastian	-	-	-	-	
-	12	Pereyra Federico	-	-	-	-	
-	14	Crer Pablo	-	-	-	-	
-	15	De Cecco Luciano	-	-	-	-	
-	17	Giustiniano Mariano	-	-	-	-	
-	19	Gauna Maximiliano	-	-	-	-	
Others			-	-	-	-	
Total Team			46	4	45	95	44.21





P-3 VOLLEYBALL • Match players ranking



FIVB Men's World Cup 2011
4th Round, Tokyo (B)

Match: 54 Date: 02.12.2011 Spectators: 550
City: Tokyo
Hall: Tokyo Metropolitan Gymnasium
Match duration: Start: 18:30 End: 20:36 Total: 2:06

Teams	Sets	1	2	3	4	5	Total
ARG	2	29	14	17	25	12	97
USA	3	27	25	25	20	15	112
Set duration		0:30	0:22	0:24	0:24	0:14	1:54



USA • USA



Spike

Succ. %
Limit: 15.00%

Rk	No	Name	Spikes	Faults	Shots	Total Attempts	Note
1	2	Rooney Sean	16	4	5	25	64.00
2	1	Anderson Matthew	20	2	15	37	54.05
3	3	Patak Evan	9	3	11	23	39.13
-	9	Millar Ryan	10	4	2	16	
-	12	Holmes Russell	8	1	2	11	
-	6	Lotman Paul	1	-	-	1	
-	8	Priddy William	-	-	1	1	
-	15	Thornton Brian	1	-	-	1	
-	4	Lee David	-	-	-	-	
-	5	Lambourne Richard	-	-	-	-	
-	10	Salmon Riley	-	-	-	-	
-	14	Hansen Kevin	-	-	-	-	
Others			-	-	-	-	
Total Team			65	14	36	115	56.52



Block

Avg. by set

Rk	No	Name	Kill Blocks	Faults	Rebounds	Total Attempts	Note
1	3	Patak Evan	5	1	5	11	1.00
2	12	Holmes Russell	4	4	6	14	0.80
3	9	Millar Ryan	2	5	8	15	0.40
3	1	Anderson Matthew	2	4	5	11	0.40
-	2	Rooney Sean	-	-	4	4	
-	5	Lambourne Richard	-	-	-	-	
-	6	Lotman Paul	-	-	-	-	
-	8	Priddy William	-	-	-	-	
-	10	Salmon Riley	-	-	-	-	
-	14	Hansen Kevin	-	-	-	-	
-	15	Thornton Brian	-	4	5	9	
-	4	Lee David	-	1	-	1	
Others			-	-	-	-	
Total Team			13	19	33	65	2.60





P-3 VOLLEYBALL • Match players ranking




FIVB Men's World Cup 2011
4th Round, Tokyo (B)

Match: 54 Date: 02.12.2011 Spectators: 550
City: Tokyo
Hall: Tokyo Metropolitan Gymnasium
Match duration: Start: 18:30 End: 20:36 Total: 2:06

Teams	Sets	1	2	3	4	5	Total
ARG	2	29	14	17	25	12	97
USA	3	27	25	25	20	15	112
Set duration		0:30	0:22	0:24	0:24	0:14	1:54



USA • USA




Serve

Avg. by set

Rk	No	Name	Aces	Faults	Serve Hits	Total Attempts	Note
1	1	Anderson Matthew	3	5	21	29	0.60
2	12	Holmes Russell	1	2	12	15	0.20
-	4	Lee David	-	-	-	-	
-	5	Lambourne Richard	-	-	-	-	
-	10	Salmon Riley	-	-	1	1	
-	14	Hansen Kevin	-	-	-	-	
-	15	Thornton Brian	-	-	14	14	
-	9	Millar Ryan	-	2	16	18	
-	2	Rooney Sean	-	1	7	8	
-	6	Lotman Paul	-	1	4	5	
-	8	Priddy William	-	1	3	4	
-	3	Patak Evan	-	5	13	18	
Others			-	-	-	-	
Total Team			4	17	91	112	0.80

Team

Opponent errors & Team faults	30	16		46	
-------------------------------	----	----	--	----	--



Dig

Avg. by set

Rk	No	Name	Digs	Faults	Receptions	Total Attempts	Note
1	5	Lambourne Richard	13	7	4	24	2.60
2	3	Patak Evan	4	1	9	14	0.80
2	1	Anderson Matthew	4	3	3	10	0.80
2	2	Rooney Sean	4	5	5	14	0.80
5	15	Thornton Brian	2	4	3	9	0.40
6	6	Lotman Paul	1	1	-	2	0.20
6	9	Millar Ryan	1	1	-	2	0.20
-	4	Lee David	-	-	-	-	
-	8	Priddy William	-	-	-	-	
-	10	Salmon Riley	-	-	-	-	
-	14	Hansen Kevin	-	-	-	-	
-	12	Holmes Russell	-	1	3	4	
Others			-	-	-	-	
Total Team			29	23	27	79	5.80






P-3 VOLLEYBALL • Match players ranking




FIVB Men's World Cup 2011
4th Round, Tokyo (B)

Match: 54 Date: 02.12.2011 Spectators: 550
City: Tokyo
Hall: Tokyo Metropolitan Gymnasium
Match duration: Start: 18:30 End: 20:36 Total: 2:06

Teams	Sets	1	2	3	4	5	Total
ARG	2	29	14	17	25	12	97
USA	3	27	25	25	20	15	112
Set duration		0:30	0:22	0:24	0:24	0:14	1:54




USA • USA



Set

Avg. by set

Rk	No	Name	Running Sets	Faults	Still Sets	Total Attempts	Note
1	15	Thornton Brian	30	3	70	103	6.00
-	1	Anderson Matthew	-	-	1	1	
-	2	Rooney Sean	-	-	1	1	
-	3	Patak Evan	-	-	2	2	
-	4	Lee David	-	-	-	-	
-	5	Lambourne Richard	-	-	4	4	
-	6	Lotman Paul	-	-	-	-	
-	8	Priddy William	-	-	-	-	
-	9	Millar Ryan	-	-	1	1	
-	10	Salmon Riley	-	-	-	-	
-	12	Holmes Russell	-	-	1	1	
-	14	Hansen Kevin	-	-	-	-	
Others			-	-	-	-	
Total Team			30	3	80	113	6.00



Reception

Eff. %
Limit: 25.00%

Rk	No	Name	Excellents	Faults	Serve Receptions	Total Attempts	Note
1	1	Anderson Matthew	13	2	15	30	36.67
2	5	Lambourne Richard	10	2	10	22	36.36
3	2	Rooney Sean	9	1	15	25	32.00
-	8	Priddy William	1	-	1	2	
-	6	Lotman Paul	-	-	1	1	
-	10	Salmon Riley	-	-	1	1	
-	3	Patak Evan	-	-	-	-	
-	4	Lee David	-	-	-	-	
-	9	Millar Ryan	-	-	-	-	
-	12	Holmes Russell	-	-	-	-	
-	14	Hansen Kevin	-	-	-	-	
-	15	Thornton Brian	-	-	-	-	
Others			-	-	-	-	
Total Team			33	5	43	81	34.57

