



# P-3 VOLLEYBALL • Match players ranking



FIVB Men's World Cup 2007  
3rd Round, Okayama (B)

**Match:** 41 **Date:** 26.11.2007 **Spectators:** 1'800  
**City:** Okayama, Japan  
**Hall:** Momotaro Arena  
**Match duration:** **Start:** 15:35 **End:** 16:46 **Total:** 1:11

| Teams               | Sets     | 1    | 2    | 3    | 4 | 5 | Total |
|---------------------|----------|------|------|------|---|---|-------|
| <b>AUS</b>          | <b>0</b> | 17   | 19   | 13   |   |   | 49    |
| <b>BUL</b>          | <b>3</b> | 25   | 25   | 25   |   |   | 75    |
| <b>Set duration</b> |          | 0:23 | 0:22 | 0:20 |   |   | 1:05  |



## AUS • Australia



**Spike**

Succ. %  
Limit: 15.00%

| Rk                | No | Name               | Spikes | Faults | Shots | Total Attempts | Note  |
|-------------------|----|--------------------|--------|--------|-------|----------------|-------|
| 1                 | 4  | Hardy Benjamin     | 13     | 2      | 8     | 23             | 56.52 |
| 2                 | 17 | Carroll Paul       | 9      | 7      | 10    | 26             | 34.62 |
| -                 | 5  | Campbell Luke      | 1      | 1      | 5     | 7              |       |
| -                 | 6  | Yudin Igor         | 2      | 2      | 3     | 7              |       |
| -                 | 3  | Roberts Nathan     | -      | 1      | 4     | 5              |       |
| -                 | 8  | Grant Andrew       | 1      | 2      | 1     | 4              |       |
| -                 | 13 | Ferguson David     | -      | -      | 2     | 2              |       |
| -                 | 18 | Alderman Brett     | 1      | -      | 1     | 2              |       |
| -                 | 9  | Earl Andrew        | -      | 1      | -     | 1              |       |
| -                 | 2  | Christensen Jarryd | -      | -      | -     | -              |       |
| -                 | 7  | Young Matthew      | -      | -      | -     | -              |       |
| -                 | 11 | Desalvo Phillip    | -      | -      | -     | -              |       |
| <b>Others</b>     |    |                    | -      | -      | -     | -              |       |
| <b>Total Team</b> |    |                    | 27     | 16     | 34    | 77             | 35.06 |



**Block**

Avg. by set

| Rk                | No | Name               | Kill Blocks | Faults | Rebounds | Total Attempts | Note |
|-------------------|----|--------------------|-------------|--------|----------|----------------|------|
| 1                 | 5  | Campbell Luke      | 1           | 3      | 5        | 9              | 0.33 |
| 1                 | 7  | Young Matthew      | 1           | 1      | 1        | 3              | 0.33 |
| -                 | 2  | Christensen Jarryd | -           | -      | -        | -              |      |
| -                 | 3  | Roberts Nathan     | -           | -      | 1        | 1              |      |
| -                 | 9  | Earl Andrew        | -           | -      | -        | -              |      |
| -                 | 11 | Desalvo Phillip    | -           | -      | -        | -              |      |
| -                 | 13 | Ferguson David     | -           | -      | -        | -              |      |
| -                 | 17 | Carroll Paul       | -           | 1      | 3        | 4              |      |
| -                 | 6  | Yudin Igor         | -           | 1      | 1        | 2              |      |
| -                 | 4  | Hardy Benjamin     | -           | 3      | 2        | 5              |      |
| -                 | 8  | Grant Andrew       | -           | 1      | -        | 1              |      |
| -                 | 18 | Alderman Brett     | -           | 1      | -        | 1              |      |
| <b>Others</b>     |    |                    | -           | -      | -        | -              |      |
| <b>Total Team</b> |    |                    | 2           | 11     | 13       | 26             | 0.67 |



**Serve**

Avg. by set

| Rk                | No | Name               | Aces | Faults | Serve Hits | Total Attempts | Note |
|-------------------|----|--------------------|------|--------|------------|----------------|------|
| 1                 | 13 | Ferguson David     | 2    | 2      | 4          | 8              | 0.67 |
| 2                 | 6  | Yudin Igor         | 1    | -      | 7          | 8              | 0.33 |
| -                 | 2  | Christensen Jarryd | -    | -      | -          | -              |      |
| -                 | 3  | Roberts Nathan     | -    | -      | 1          | 1              |      |
| -                 | 7  | Young Matthew      | -    | -      | 8          | 8              |      |
| -                 | 8  | Grant Andrew       | -    | -      | 3          | 3              |      |
| -                 | 9  | Earl Andrew        | -    | -      | -          | -              |      |
| -                 | 11 | Desalvo Phillip    | -    | -      | -          | -              |      |
| -                 | 18 | Alderman Brett     | -    | -      | 2          | 2              |      |
| -                 | 4  | Hardy Benjamin     | -    | 2      | 5          | 7              |      |
| -                 | 17 | Carroll Paul       | -    | 2      | 5          | 7              |      |
| -                 | 5  | Campbell Luke      | -    | 2      | 4          | 6              |      |
| <b>Others</b>     |    |                    | -    | -      | -          | -              |      |
| <b>Total Team</b> |    |                    | 3    | 8      | 39         | 50             | 1.00 |

| Team | Opponent errors & Team faults | 17 | 26 | 43 |
|------|-------------------------------|----|----|----|
|      |                               |    |    |    |





# P-3 VOLLEYBALL • Match players ranking



FIVB Men's World Cup 2007  
3rd Round, Okayama (B)

Match: 41 Date: 26.11.2007 Spectators: 1'800  
City: Okayama, Japan  
Hall: Momotaro Arena  
Match duration: Start: 15:35 End: 16:46 Total: 1:11

| Teams        | Sets | 1    | 2    | 3    | 4 | 5 | Total |
|--------------|------|------|------|------|---|---|-------|
| AUS          | 0    | 17   | 19   | 13   |   |   | 49    |
| BUL          | 3    | 25   | 25   | 25   |   |   | 75    |
| Set duration |      | 0:23 | 0:22 | 0:20 |   |   | 1:05  |




## AUS • Australia



**Dig**

Avg. by set


| Rk                | No | Name               | Digs | Faults | Receptions | Total Attempts | Note |
|-------------------|----|--------------------|------|--------|------------|----------------|------|
| 1                 | 6  | Yudin Igor         | 7    | -      | 2          | 9              | 2.33 |
| 1                 | 11 | Desalvo Phillip    | 7    | 3      | 2          | 12             | 2.33 |
| 3                 | 7  | Young Matthew      | 3    | 1      | 1          | 5              | 1.00 |
| 4                 | 5  | Campbell Luke      | 2    | 1      | 1          | 4              | 0.67 |
| 5                 | 3  | Roberts Nathan     | 1    | -      | -          | 1              | 0.33 |
| 5                 | 17 | Carroll Paul       | 1    | -      | -          | 1              | 0.33 |
| -                 | 2  | Christensen Jarryd | -    | -      | -          | -              |      |
| -                 | 8  | Grant Andrew       | -    | -      | -          | -              |      |
| -                 | 9  | Earl Andrew        | -    | -      | -          | -              |      |
| -                 | 13 | Ferguson David     | -    | -      | -          | -              |      |
| -                 | 4  | Hardy Benjamin     | -    | 1      | 2          | 3              |      |
| -                 | 18 | Alderman Brett     | -    | 1      | 2          | 3              |      |
| Others            |    |                    | -    | -      | -          | -              |      |
| <b>Total Team</b> |    |                    | 21   | 7      | 10         | 38             | 7.00 |



**Set**

Avg. by set

| Rk                | No | Name               | Running Sets | Faults | Still Sets | Total Attempts | Note |
|-------------------|----|--------------------|--------------|--------|------------|----------------|------|
| 1                 | 7  | Young Matthew      | 22           | 1      | 32         | 55             | 7.33 |
| 2                 | 18 | Alderman Brett     | 2            | -      | 9          | 11             | 0.67 |
| -                 | 2  | Christensen Jarryd | -            | -      | -          | -              |      |
| -                 | 3  | Roberts Nathan     | -            | -      | -          | -              |      |
| -                 | 4  | Hardy Benjamin     | -            | -      | 2          | 2              |      |
| -                 | 5  | Campbell Luke      | -            | -      | -          | -              |      |
| -                 | 6  | Yudin Igor         | -            | -      | 1          | 1              |      |
| -                 | 8  | Grant Andrew       | -            | -      | 1          | 1              |      |
| -                 | 9  | Earl Andrew        | -            | -      | -          | -              |      |
| -                 | 11 | Desalvo Phillip    | -            | -      | 3          | 3              |      |
| -                 | 13 | Ferguson David     | -            | -      | -          | -              |      |
| -                 | 17 | Carroll Paul       | -            | -      | 2          | 2              |      |
| Others            |    |                    | -            | -      | -          | -              |      |
| <b>Total Team</b> |    |                    | 24           | 1      | 50         | 75             | 8.00 |



**Reception**

Eff. %  
Limit: 25.00%

| Rk                | No | Name               | Excellents | Faults | Serve Receptions | Total Attempts | Note  |
|-------------------|----|--------------------|------------|--------|------------------|----------------|-------|
| 1                 | 6  | Yudin Igor         | 13         | 3      | 5                | 21             | 47.62 |
| 2                 | 11 | Desalvo Phillip    | 12         | 2      | 12               | 26             | 38.46 |
| -                 | 4  | Hardy Benjamin     | 7          | 1      | 5                | 13             |       |
| -                 | 9  | Earl Andrew        | 2          | -      | 1                | 3              |       |
| -                 | 2  | Christensen Jarryd | -          | -      | -                | -              |       |
| -                 | 3  | Roberts Nathan     | -          | -      | -                | -              |       |
| -                 | 5  | Campbell Luke      | -          | -      | -                | -              |       |
| -                 | 7  | Young Matthew      | -          | -      | -                | -              |       |
| -                 | 8  | Grant Andrew       | -          | -      | -                | -              |       |
| -                 | 13 | Ferguson David     | -          | -      | -                | -              |       |
| -                 | 17 | Carroll Paul       | -          | -      | -                | -              |       |
| -                 | 18 | Alderman Brett     | -          | -      | -                | -              |       |
| Others            |    |                    | -          | -      | -                | -              |       |
| <b>Total Team</b> |    |                    | 34         | 6      | 23               | 63             | 44.44 |





# P-3 VOLLEYBALL • Match players ranking

FIVB  
www.fivb.org

FIVB Men's World Cup 2007  
3rd Round, Okayama (B)

Match: 41 Date: 26.11.2007 Spectators: 1'800  
City: Okayama, Japan  
Hall: Momotaro Arena  
Match duration: Start: 15:35 End: 16:46 Total: 1:11

| Teams        | Sets | 1    | 2    | 3    | 4 | 5 | Total |
|--------------|------|------|------|------|---|---|-------|
| AUS          | 0    | 17   | 19   | 13   |   |   | 49    |
| BUL          | 3    | 25   | 25   | 25   |   |   | 75    |
| Set duration |      | 0:23 | 0:22 | 0:20 |   |   | 1:05  |



## BUL • Bulgaria



**Spike**

Succ. %  
Limit: 15.00%

| Rk                | No | Name                | Spikes | Faults | Shots | Total Attempts | Note  |
|-------------------|----|---------------------|--------|--------|-------|----------------|-------|
| 1                 | 6  | Kaziyski Matey      | 12     | -      | 4     | 16             | 75.00 |
| 2                 | 15 | Aleksiev Todor      | 13     | 2      | 5     | 20             | 65.00 |
| 3                 | 11 | Nikolov Vladimir    | 9      | 3      | 10    | 22             | 40.91 |
| -                 | 5  | Gaydarski Krasimir  | 1      | 1      | 4     | 6              |       |
| -                 | 1  | Ivanov Evgeni       | 3      | -      | 2     | 5              |       |
| -                 | 3  | Zhekov Andrey       | 2      | -      | 1     | 3              |       |
| -                 | 2  | Tsvetanov Hristo    | -      | -      | -     | -              |       |
| -                 | 4  | Yordanov Boyan      | -      | -      | -     | -              |       |
| -                 | 7  | Nikolov Nikolay     | -      | -      | -     | -              |       |
| -                 | 8  | Stanev Ivan         | -      | -      | -     | -              |       |
| -                 | 13 | Salparov Teodor     | -      | -      | -     | -              |       |
| -                 | 17 | Konstantinov Plamen | -      | -      | -     | -              |       |
| Others            |    |                     | -      | -      | -     | -              |       |
| <b>Total Team</b> |    |                     | 40     | 6      | 26    | 72             | 55.56 |



**Block**

Avg. by set

| Rk                | No | Name                | Kill Blocks | Faults | Rebounds | Total Attempts | Note |
|-------------------|----|---------------------|-------------|--------|----------|----------------|------|
| 1                 | 5  | Gaydarski Krasimir  | 4           | 2      | 6        | 12             | 1.33 |
| 1                 | 6  | Kaziyski Matey      | 4           | 3      | 4        | 11             | 1.33 |
| 3                 | 1  | Ivanov Evgeni       | 3           | 3      | 5        | 11             | 1.00 |
| 4                 | 3  | Zhekov Andrey       | 2           | 2      | 3        | 7              | 0.67 |
| 5                 | 11 | Nikolov Vladimir    | 1           | -      | 1        | 2              | 0.33 |
| 5                 | 15 | Aleksiev Todor      | 1           | 3      | 2        | 6              | 0.33 |
| -                 | 2  | Tsvetanov Hristo    | -           | -      | -        | -              |      |
| -                 | 4  | Yordanov Boyan      | -           | -      | -        | -              |      |
| -                 | 7  | Nikolov Nikolay     | -           | -      | -        | -              |      |
| -                 | 8  | Stanev Ivan         | -           | -      | -        | -              |      |
| -                 | 13 | Salparov Teodor     | -           | -      | -        | -              |      |
| -                 | 17 | Konstantinov Plamen | -           | -      | -        | -              |      |
| Others            |    |                     | -           | -      | -        | -              |      |
| <b>Total Team</b> |    |                     | 15          | 13     | 21       | 49             | 5.00 |



**Serve**

Avg. by set

| Rk                | No | Name                | Aces | Faults | Serve Hits | Total Attempts | Note |
|-------------------|----|---------------------|------|--------|------------|----------------|------|
| 1                 | 11 | Nikolov Vladimir    | 2    | 1      | 7          | 10             | 0.67 |
| 2                 | 6  | Kaziyski Matey      | 1    | 1      | 13         | 15             | 0.33 |
| 2                 | 15 | Aleksiev Todor      | 1    | 1      | 5          | 7              | 0.33 |
| -                 | 2  | Tsvetanov Hristo    | -    | -      | -          | -              |      |
| -                 | 4  | Yordanov Boyan      | -    | -      | -          | -              |      |
| -                 | 5  | Gaydarski Krasimir  | -    | -      | 19         | 19             |      |
| -                 | 7  | Nikolov Nikolay     | -    | -      | -          | -              |      |
| -                 | 8  | Stanev Ivan         | -    | -      | -          | -              |      |
| -                 | 13 | Salparov Teodor     | -    | -      | -          | -              |      |
| -                 | 17 | Konstantinov Plamen | -    | -      | -          | -              |      |
| -                 | 1  | Ivanov Evgeni       | -    | 1      | 6          | 7              |      |
| -                 | 3  | Zhekov Andrey       | -    | 5      | 11         | 16             |      |
| Others            |    |                     | -    | -      | -          | -              |      |
| <b>Total Team</b> |    |                     | 4    | 9      | 61         | 74             | 1.33 |

| Team | Opponent errors & Team faults | 16 | 11 | 27 |
|------|-------------------------------|----|----|----|
|      |                               |    |    |    |





# P-3 VOLLEYBALL • Match players ranking

FIVB Men's World Cup 2007  
3rd Round, Okayama (B)


FIVB  
www.fivb.org

Match: 41 Date: 26.11.2007 Spectators: 1'800  
City: Okayama, Japan  
Hall: Momotaro Arena  
Match duration: Start: 15:35 End: 16:46 Total: 1:11

| Teams        | Sets | 1    | 2    | 3    | 4 | 5 | Total |
|--------------|------|------|------|------|---|---|-------|
| AUS          | 0    | 17   | 19   | 13   |   |   | 49    |
| BUL          | 3    | 25   | 25   | 25   |   |   | 75    |
| Set duration |      | 0:23 | 0:22 | 0:20 |   |   | 1:05  |



## BUL • Bulgaria



**Dig**

Avg. by set


| Rk                | No | Name                | Digs | Faults | Receptions | Total Attempts | Note |
|-------------------|----|---------------------|------|--------|------------|----------------|------|
| 1                 | 13 | Salparov Teodor     | 6    | 2      | 3          | 11             | 2.00 |
| 2                 | 3  | Zhekov Andrey       | 5    | 1      | 2          | 8              | 1.67 |
| 3                 | 5  | Gaydarski Krasimir  | 4    | -      | 1          | 5              | 1.33 |
| 3                 | 11 | Nikolov Vladimir    | 4    | -      | 1          | 5              | 1.33 |
| 3                 | 15 | Aleksiev Todor      | 4    | 3      | -          | 7              | 1.33 |
| 6                 | 6  | Kaziyski Matey      | 3    | 1      | 2          | 6              | 1.00 |
| 7                 | 1  | Ivanov Evgeni       | 1    | -      | -          | 1              | 0.33 |
| -                 | 2  | Tsvetanov Hristo    | -    | -      | -          | -              |      |
| -                 | 4  | Yordanov Boyan      | -    | -      | -          | -              |      |
| -                 | 7  | Nikolov Nikolay     | -    | -      | -          | -              |      |
| -                 | 8  | Stanev Ivan         | -    | -      | -          | -              |      |
| -                 | 17 | Konstantinov Plamen | -    | -      | -          | -              |      |
| <b>Others</b>     |    |                     | -    | -      | -          | -              |      |
| <b>Total Team</b> |    |                     | 27   | 7      | 9          | 43             | 9.00 |



**Set**

Avg. by set

| Rk                | No | Name                | Running Sets | Faults | Still Sets | Total Attempts | Note |
|-------------------|----|---------------------|--------------|--------|------------|----------------|------|
| 1                 | 3  | Zhekov Andrey       | 28           | -      | 28         | 56             | 9.33 |
| -                 | 1  | Ivanov Evgeni       | -            | -      | 2          | 2              |      |
| -                 | 2  | Tsvetanov Hristo    | -            | -      | -          | -              |      |
| -                 | 4  | Yordanov Boyan      | -            | -      | -          | -              |      |
| -                 | 5  | Gaydarski Krasimir  | -            | -      | 2          | 2              |      |
| -                 | 6  | Kaziyski Matey      | -            | -      | 2          | 2              |      |
| -                 | 7  | Nikolov Nikolay     | -            | -      | -          | -              |      |
| -                 | 8  | Stanev Ivan         | -            | -      | -          | -              |      |
| -                 | 11 | Nikolov Vladimir    | -            | -      | 1          | 1              |      |
| -                 | 13 | Salparov Teodor     | -            | -      | 6          | 6              |      |
| -                 | 15 | Aleksiev Todor      | -            | -      | 1          | 1              |      |
| -                 | 17 | Konstantinov Plamen | -            | -      | -          | -              |      |
| <b>Others</b>     |    |                     | -            | -      | -          | -              |      |
| <b>Total Team</b> |    |                     | 28           | -      | 42         | 70             | 9.33 |



**Reception**

Eff. %  
Limit: 25.00%

| Rk                | No | Name                | Excellents | Faults | Serve Receptions | Total Attempts | Note  |
|-------------------|----|---------------------|------------|--------|------------------|----------------|-------|
| 1                 | 6  | Kaziyski Matey      | 11         | -      | 2                | 13             | 84.62 |
| 2                 | 13 | Salparov Teodor     | 9          | 1      | 3                | 13             | 61.54 |
| 3                 | 15 | Aleksiev Todor      | 8          | 2      | 6                | 16             | 37.50 |
| -                 | 1  | Ivanov Evgeni       | -          | -      | -                | -              |       |
| -                 | 2  | Tsvetanov Hristo    | -          | -      | -                | -              |       |
| -                 | 3  | Zhekov Andrey       | -          | -      | -                | -              |       |
| -                 | 4  | Yordanov Boyan      | -          | -      | -                | -              |       |
| -                 | 5  | Gaydarski Krasimir  | -          | -      | -                | -              |       |
| -                 | 7  | Nikolov Nikolay     | -          | -      | -                | -              |       |
| -                 | 8  | Stanev Ivan         | -          | -      | -                | -              |       |
| -                 | 11 | Nikolov Vladimir    | -          | -      | -                | -              |       |
| -                 | 17 | Konstantinov Plamen | -          | -      | -                | -              |       |
| <b>Others</b>     |    |                     | -          | -      | -                | -              |       |
| <b>Total Team</b> |    |                     | 28         | 3      | 11               | 42             | 59.52 |

