

Match: 19 **Date:** 09.10.2013 **Spectators:** 150
City: Uberlandia
Hall: Municipal Gymnasium Tancredo Neves
Match duration: **Start:** 9:00 **End:** 10:00 **Total:** 1:00

Teams	Sets	1	2	3	4	5	Total
RUS	3	21	21	21			63
AUS	0	16	13	18			47
Set duration		0:18	0:17	0:19			0:54




RUS • Russia



Spike

Succ. %
Limit: 15.00%

Rk	No	Name	Spikes	Faults	Shots	Total Attempts	Note
1	10	Shchadilov Leonid(OS)	12	1	4	17	70.59
2	8	Komarov Ivan(OS)	11	2	5	18	61.11
3	9	Krykun Oleg(OS)	5	4	4	13	38.46
-	5	Glivenko Bogdan(OP)	8	-	2	10	
-	6	Demakov Ivan(MB)	5	1	-	6	
-	1	Safonov Alexander(MB)	2	-	2	4	
-	2	Kulikov Maksim(MB)	1	-	-	1	
-	3	Kovalev Dmitry(S)	-	-	1	1	
-	12	Taiurskii Pavel(OS)	-	-	-	-	
-	16	Tisevich Igor (S)	-	-	-	-	
-	18	Kabeshov Aleksei(L)	-	-	-	-	
-	19	Logunov Egor(OS)	-	-	-	-	
Others			-	-	-	-	
Total Team			44	8	18	70	62.86



Block

Avg. by set

Rk	No	Name	Kill Blocks	Faults	Rebounds	Total Attempts	Note
1	1	Safonov Alexander(MB)	3	-	-	3	1.00
2	6	Demakov Ivan(MB)	1	1	1	3	0.33
2	9	Krykun Oleg(OS)	1	3	3	7	0.33
2	8	Komarov Ivan(OS)	1	2	-	3	0.33
2	10	Shchadilov Leonid(OS)	1	2	-	3	0.33
-	12	Taiurskii Pavel(OS)	-	-	-	-	
-	16	Tisevich Igor (S)	-	-	-	-	
-	18	Kabeshov Aleksei(L)	-	-	-	-	
-	19	Logunov Egor(OS)	-	-	-	-	
-	5	Glivenko Bogdan(OP)	-	3	1	4	
-	2	Kulikov Maksim(MB)	-	1	-	1	
-	3	Kovalev Dmitry(S)	-	1	-	1	
Others			-	-	-	-	
Total Team			7	13	5	25	2.33

Match: 19 **Date:** 09.10.2013 **Spectators:** 150
City: Uberlandia
Hall: Municipal Gymnasium Tancredo Neves
Match duration: **Start:** 9:00 **End:** 10:00 **Total:** 1:00

Teams	Sets	1	2	3	4	5	Total
RUS	3	21	21	21			63
AUS	0	16	13	18			47
Set duration		0:18	0:17	0:19			0:54



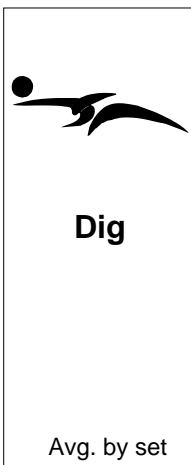
RUS • Russia

Rk	No	Name	Aces	Faults	Serve Hits	Total Attempts	Note
1	8	Komarov Ivan(OS)	2	1	8	11	0.67
2	10	Shchadilov Leonid(OS)	1	2	7	10	0.33
2	5	Glivenko Bogdan(OP)	1	2	4	7	0.33
-	6	Demakov Ivan(MB)	-	-	4	4	
-	16	Tisevich Igor (S)	-	-	2	2	
-	18	Kabeshov Aleksei(L)	-	-	-	-	
-	1	Safonov Alexander(MB)	-	1	10	11	
-	3	Kovalev Dmitry(S)	-	2	9	11	
-	9	Krykun Oleg(OS)	-	1	1	2	
-	2	Kulikov Maksim(MB)	-	1	-	1	
-	12	Taiurskii Pavel(OS)	-	1	-	1	
-	19	Logunov Egor(OS)	-	1	-	1	
Others			-	-	-	-	
Total Team			4	12	45	61	1.33



Team	Opponent errors & Team faults	Aces	Faults	Total Attempts
		8	1	9

Rk	No	Name	Digs	Faults	Receptions	Total Attempts	Note
1	18	Kabeshov Aleksei(L)	8	3	-	11	2.67
2	8	Komarov Ivan(OS)	4	1	1	6	1.33
3	3	Kovalev Dmitry(S)	3	1	-	4	1.00
3	16	Tisevich Igor (S)	3	1	-	4	1.00
5	10	Shchadilov Leonid(OS)	2	3	-	5	0.67
6	1	Safonov Alexander(MB)	1	-	-	1	0.33
6	9	Krykun Oleg(OS)	1	1	-	2	0.33
-	2	Kulikov Maksim(MB)	-	-	-	-	
-	6	Demakov Ivan(MB)	-	-	-	-	
-	12	Taiurskii Pavel(OS)	-	-	-	-	
-	19	Logunov Egor(OS)	-	-	-	-	
-	5	Glivenko Bogdan(OP)	-	1	-	1	
Others			-	-	-	-	
Total Team			22	11	1	34	7.33




Match: 19 **Date:** 09.10.2013 **Spectators:** 150
City: Uberlandia
Hall: Municipal Gymnasium Tancredo Neves
Match duration: **Start:** 9:00 **End:** 10:00 **Total:** 1:00

Teams	Sets	1	2	3	4	5	Total
RUS	3	21	21	21			63
AUS	0	16	13	18			47
Set duration		0:18	0:17	0:19			0:54




RUS • Russia



Set

Avg. by set

Rk	No	Name	Running Sets	Faults	Still Sets	Total Attempts	Note
1	3	Kovalev Dmitry(S)	26	-	13	39	8.67
2	16	Tisevich Igor (S)	8	-	8	16	2.67
-	1	Safonov Alexander(MB)	-	-	-	-	
-	2	Kulikov Maksim(MB)	-	-	-	-	
-	5	Glivenko Bogdan(OP)	-	-	-	-	
-	6	Demakov Ivan(MB)	-	-	2	2	
-	8	Komarov Ivan(OS)	-	-	-	-	
-	9	Krykun Oleg(OS)	-	-	1	1	
-	12	Taiurskii Pavel(OS)	-	-	-	-	
-	18	Kabeshov Aleksei(L)	-	-	5	5	
-	19	Logunov Egor(OS)	-	-	-	-	
-	10	Shchadilov Leonid(OS)	-	1	2	3	
Others			-	-	-	-	
Total Team			34	1	31	66	11.33



Reception

Eff. %
Limit: 25.00%


Rk	No	Name	Excellents	Faults	Serve Receptions	Total Attempts	Note
1	8	Komarov Ivan(OS)	6	-	9	15	40.00
2	10	Shchadilov Leonid(OS)	8	1	16	25	28.00
-	18	Kabeshov Aleksei(L)	2	-	5	7	
-	1	Safonov Alexander(MB)	-	-	-	-	
-	2	Kulikov Maksim(MB)	-	-	-	-	
-	3	Kovalev Dmitry(S)	-	-	-	-	
-	5	Glivenko Bogdan(OP)	-	-	-	-	
-	6	Demakov Ivan(MB)	-	-	-	-	
-	9	Krykun Oleg(OS)	-	-	-	-	
-	12	Taiurskii Pavel(OS)	-	-	-	-	
-	16	Tisevich Igor (S)	-	-	-	-	
-	19	Logunov Egor(OS)	-	-	-	-	
Others			-	-	-	-	
Total Team			16	1	30	47	31.91

Match: 19 **Date:** 09.10.2013 **Spectators:** 150
City: Uberlandia
Hall: Municipal Gymnasium Tancredo Neves
Match duration: **Start:** 9:00 **End:** 10:00 **Total:** 1:00

Teams	Sets	1	2	3	4	5	Total
RUS	3	21	21	21			63
AUS	0	16	13	18			47
Set duration		0:18	0:17	0:19			0:54




AUS • Australia



Spike

Succ. %
Limit: 15.00%

Rk	No	Name	Spikes	Faults	Shots	Total Attempts	Note
1	17	Richards Jordan(OS)	4	2	3	9	44.44
2	18	Williams Lincoln Alexander (OP)	9	6	9	24	37.50
-	6	Mote Nehemiah(MB)	4	1	2	7	
-	3	Power Jordan(OS)	2	-	2	4	
-	15	McMullin Alexander (OS)	-	-	3	3	
-	4	Staples Max (OS)	2	-	-	2	
-	10	Dosanjh Arshdeep (S)	1	-	-	1	
-	13	Marsh Henry (MB)	1	-	-	1	
-	1	Dwyer Joseph (MB)	-	1	-	1	
-	8	Millers Brad (MB)	-	-	-	-	
-	14	Moeller Carsten (S)	-	-	-	-	
-	16	McDonald Lewis (L)	-	-	-	-	
Others			-	-	-	-	
Total Team			23	10	19	52	44.23



Block

Avg. by set

Rk	No	Name	Kill Blocks	Faults	Rebounds	Total Attempts	Note
1	6	Mote Nehemiah(MB)	2	2	3	7	0.67
1	15	McMullin Alexander (OS)	2	1	-	3	0.67
3	17	Richards Jordan(OS)	1	2	-	3	0.33
-	1	Dwyer Joseph (MB)	-	-	-	-	
-	10	Dosanjh Arshdeep (S)	-	-	1	1	
-	14	Moeller Carsten (S)	-	-	2	2	
-	16	McDonald Lewis (L)	-	-	-	-	
-	18	Williams Lincoln Alexander (OP)	-	2	2	4	
-	3	Power Jordan(OS)	-	1	-	1	
-	4	Staples Max (OS)	-	1	-	1	
-	8	Millers Brad (MB)	-	1	-	1	
-	13	Marsh Henry (MB)	-	3	-	3	
Others			-	-	-	-	
Total Team			5	13	8	26	1.67


Match: 19 **Date:** 09.10.2013 **Spectators:** 150
City: Uberlandia
Hall: Municipal Gymnasium Tancredo Neves
Match duration: **Start:** 9:00 **End:** 10:00 **Total:** 1:00

Teams	Sets	1	2	3	4	5	Total
RUS	3	21	21	21			63
AUS	0	16	13	18			47
Set duration		0:18	0:17	0:19			0:54



AUS • Australia

Rk	No	Name	Aces	Faults	Serve Hits	Total Attempts	Note
1	3	Power Jordan(OS)	1	-	5	6	0.33
-	1	Dwyer Joseph (MB)	-	-	2	2	
-	4	Staples Max (OS)	-	-	2	2	
-	6	Mote Nehemiah(MB)	-	-	7	7	
-	8	Millers Brad (MB)	-	-	2	2	
-	13	Marsh Henry (MB)	-	-	2	2	
-	14	Moeller Carsten (S)	-	-	5	5	
-	15	McMullin Alexander (OS)	-	-	6	6	
-	16	McDonald Lewis (L)	-	-	-	-	
-	18	Williams Lincoln Alexander (OP)	-	-	9	9	
-	17	Richards Jordan(OS)	-	1	4	5	
-	10	Dosanjh Arshdeep (S)	-	1	2	3	
Others			-	-	-	-	
Total Team			1	2	46	49	0.33



Serve

Avg. by set

Team	Opponent errors & Team faults	Aces	Faults	Total Attempts
	Opponent errors & Team faults	18	-	18

Rk	No	Name	Digs	Faults	Receptions	Total Attempts	Note
1	16	McDonald Lewis (L)	6	7	3	16	2.00
2	17	Richards Jordan(OS)	3	6	1	10	1.00
3	18	Williams Lincoln Alexander (OP)	2	1	-	3	0.67
3	14	Moeller Carsten (S)	2	5	1	8	0.67
5	10	Dosanjh Arshdeep (S)	1	-	-	1	0.33
5	15	McMullin Alexander (OS)	1	5	-	6	0.33
-	1	Dwyer Joseph (MB)	-	-	-	-	
-	4	Staples Max (OS)	-	-	-	-	
-	3	Power Jordan(OS)	-	4	-	4	
-	6	Mote Nehemiah(MB)	-	1	-	1	
-	8	Millers Brad (MB)	-	1	-	1	
-	13	Marsh Henry (MB)	-	1	-	1	
Others			-	-	-	-	
Total Team			15	31	5	51	5.00



Dig

Avg. by set

Match: 19 **Date:** 09.10.2013 **Spectators:** 150
City: Uberlandia
Hall: Municipal Gymnasium Tancredo Neves
Match duration: **Start:** 9:00 **End:** 10:00 **Total:** 1:00

Teams	Sets	1	2	3	4	5	Total
RUS	3	21	21	21			63
AUS	0	16	13	18			47
Set duration		0:18	0:17	0:19			0:54



AUS • Australia

Set

Avg. by set

Rk	No	Name	Running Sets	Faults	Still Sets	Total Attempts	Note
1	14	Moeller Carsten (S)	6	1	22	29	2.00
2	10	Dosanjh Arshdeep (S)	2	1	13	16	0.67
-	3	Power Jordan(OS)	-	-	1	1	
-	4	Staples Max (OS)	-	-	-	-	
-	6	Mote Nehemiah(MB)	-	-	1	1	
-	8	Millers Brad (MB)	-	-	-	-	
-	13	Marsh Henry (MB)	-	-	-	-	
-	15	McMullin Alexander (OS)	-	-	-	-	
-	16	McDonald Lewis (L)	-	-	3	3	
-	17	Richards Jordan(OS)	-	-	1	1	
-	18	Williams Lincoln Alexander (OP)	-	-	2	2	
-	1	Dwyer Joseph (MB)	-	1	-	1	
Others			-	-	-	-	
Total Team			8	3	43	54	2.67

Reception

Eff. %
Limit: 25.00%

Rk	No	Name	Excellents	Faults	Serve Receptions	Total Attempts	Note
1	17	Richards Jordan(OS)	8	1	17	26	26.92
-	3	Power Jordan(OS)	3	1	3	7	
-	4	Staples Max (OS)	-	-	2	2	
-	15	McMullin Alexander (OS)	2	-	-	2	
-	1	Dwyer Joseph (MB)	-	-	-	-	
-	6	Mote Nehemiah(MB)	-	-	-	-	
-	8	Millers Brad (MB)	-	-	-	-	
-	10	Dosanjh Arshdeep (S)	-	-	-	-	
-	13	Marsh Henry (MB)	-	-	-	-	
-	14	Moeller Carsten (S)	-	-	-	-	
-	18	Williams Lincoln Alexander (OP)	-	-	-	-	
-	16	McDonald Lewis (L)	1	2	9	12	
Others			-	-	-	-	
Total Team			14	4	31	49	20.41