


**Match:** 8 **Date:** 23.06.2017 **Spectators:** 0  
**City:** Ceske Budejovice  
**Hall:** Budvar Arena  
**Match duration:** Start: 20:00 Total: 1:16

| Teams               | Sets     | 1    | 2    | 3    | 4 | 5 | Total |
|---------------------|----------|------|------|------|---|---|-------|
| <b>BRA</b>          | <b>3</b> | 25   | 25   | 25   |   |   | 75    |
| <b>EGY</b>          | <b>0</b> | 20   | 18   | 18   |   |   | 56    |
| <b>Set duration</b> |          | 0:25 | 0:26 | 0:25 |   |   | 1:16  |




## BRA • Brazil



**Spike**

Succ. %  
Limit: 15.00%

| Rk                | No | Name                             | Spikes | Faults | Shots | Total Attempts | Note  |
|-------------------|----|----------------------------------|--------|--------|-------|----------------|-------|
| 1                 | 17 | Elias Alexandre Figueiredo       | 8      | 2      | 1     | 11             | 72.73 |
| 2                 | 4  | Roque Felipe Moreira             | 13     | 3      | 3     | 19             | 68.42 |
| 3                 | 9  | Cardoso Victor Aleksander Alm    | 8      | 3      | 6     | 17             | 47.06 |
| -                 | 12 | Bertolini Gabriel                | 6      | 1      | 2     | 9              |       |
| -                 | 8  | Honorato Henrique Dantas Nóbrega | 3      | 2      | 1     | 6              |       |
| -                 | 11 | Mascarenhas Daniel Figueiredo    | 1      | 2      | 2     | 5              |       |
| -                 | 3  | Moraes Davy Silva                | 2      | -      | -     | 2              |       |
| -                 | 19 | Ventura Pablo Natan              | -      | 1      | 1     | 2              |       |
| -                 | 5  | Gonçalves Silva Matheus          | -      | -      | -     | -              |       |
| -                 | 13 | Nascimento Maique Reis           | -      | -      | -     | -              |       |
| -                 | 15 | Rodrigues Luis Cláudio S.        | -      | -      | -     | -              |       |
| -                 | 18 | Barreto Lucas Adriano Araújo     | -      | -      | -     | -              |       |
| <b>Others</b>     |    |                                  | -      | -      | -     | -              |       |
| <b>Total Team</b> |    |                                  | 41     | 14     | 16    | 71             | 57.75 |



**Block**

Avg. by set

| Rk                | No | Name                             | Kill Blocks | Faults | Rebounds | Total Attempts | Note |
|-------------------|----|----------------------------------|-------------|--------|----------|----------------|------|
| 1                 | 9  | Cardoso Victor Aleksander Alm    | 3           | 2      | 5        | 10             | 1.00 |
| 2                 | 12 | Bertolini Gabriel                | 2           | 2      | 4        | 8              | 0.67 |
| 3                 | 8  | Honorato Henrique Dantas Nóbrega | 1           | -      | -        | 1              | 0.33 |
| 3                 | 18 | Barreto Lucas Adriano Araújo     | 1           | 1      | -        | 2              | 0.33 |
| -                 | 3  | Moraes Davy Silva                | -           | -      | -        | -              |      |
| -                 | 13 | Nascimento Maique Reis           | -           | -      | -        | -              |      |
| -                 | 15 | Rodrigues Luis Cláudio S.        | -           | -      | -        | -              |      |
| -                 | 17 | Elias Alexandre Figueiredo       | -           | -      | 1        | 1              |      |
| -                 | 19 | Ventura Pablo Natan              | -           | -      | 1        | 1              |      |
| -                 | 4  | Roque Felipe Moreira             | -           | 1      | 1        | 2              |      |
| -                 | 11 | Mascarenhas Daniel Figueiredo    | -           | 4      | 1        | 5              |      |
| -                 | 5  | Gonçalves Silva Matheus          | -           | 1      | -        | 1              |      |
| <b>Others</b>     |    |                                  | -           | -      | -        | -              |      |
| <b>Total Team</b> |    |                                  | 7           | 11     | 13       | 31             | 2.33 |

**Match:** 8    **Date:** 23.06.2017    **Spectators:** 0  
**City:** Ceske Budejovice  
**Hall:** Budvar Arena  
**Match duration:** Start: 20:00 Total: 1:16

| Teams               | Sets     | 1    | 2    | 3    | 4 | 5 | Total |
|---------------------|----------|------|------|------|---|---|-------|
| <b>BRA</b>          | <b>3</b> | 25   | 25   | 25   |   |   | 75    |
| <b>EGY</b>          | <b>0</b> | 20   | 18   | 18   |   |   | 56    |
| <b>Set duration</b> |          | 0:25 | 0:26 | 0:25 |   |   | 1:16  |



## BRA • Brazil

| Rk                | No | Name                             | Aces | Faults | Serve Hits | Total Attempts | Note |
|-------------------|----|----------------------------------|------|--------|------------|----------------|------|
| 1                 | 4  | Roque Felipe Moreira             | 2    | 2      | 8          | 12             | 0.67 |
| -                 | 8  | Honorato Henrique Dantas Nóbrega | -    | -      | 3          | 3              |      |
| -                 | 13 | Nascimento Maique Reis           | -    | -      | -          | -              |      |
| -                 | 15 | Rodrigues Luis Cláudio S.        | -    | -      | -          | -              |      |
| -                 | 18 | Barreto Lucas Adriano Araújo     | -    | -      | -          | -              |      |
| -                 | 19 | Ventura Pablo Natan              | -    | -      | -          | -              |      |
| -                 | 11 | Mascarenhas Daniel Figueiredo    | -    | 1      | 13         | 14             |      |
| -                 | 17 | Elias Alexandre Figueiredo       | -    | 1      | 8          | 9              |      |
| -                 | 12 | Bertolini Gabriel                | -    | 2      | 11         | 13             |      |
| -                 | 5  | Gonçalves Silva Matheus          | -    | 2      | 6          | 8              |      |
| -                 | 9  | Cardoso Victor Aleksander Alm    | -    | 3      | 9          | 12             |      |
| -                 | 3  | Moraes Davy Silva                | -    | 1      | -          | 1              |      |
| <b>Others</b>     |    |                                  | -    | -      | -          | -              |      |
| <b>Total Team</b> |    |                                  | 2    | 12     | 58         | 72             | 0.67 |

**Serve**

Avg. by set

| Team | Opponent errors & Team faults | Aces | Faults | Total Attempts |
|------|-------------------------------|------|--------|----------------|
|      | Opponent errors & Team faults | 25   | -      | 25             |

| Rk                | No | Name                             | Digs | Faults | Receptions | Total Attempts | Note  |
|-------------------|----|----------------------------------|------|--------|------------|----------------|-------|
| 1                 | 13 | Nascimento Maique Reis           | 9    | 4      | 1          | 14             | 3.00  |
| 2                 | 17 | Elias Alexandre Figueiredo       | 6    | 2      | 1          | 9              | 2.00  |
| 3                 | 9  | Cardoso Victor Aleksander Alm    | 5    | 1      | -          | 6              | 1.67  |
| 3                 | 5  | Gonçalves Silva Matheus          | 5    | 3      | -          | 8              | 1.67  |
| 5                 | 8  | Honorato Henrique Dantas Nóbrega | 2    | -      | -          | 2              | 0.67  |
| 6                 | 15 | Rodrigues Luis Cláudio S.        | 1    | -      | -          | 1              | 0.33  |
| 6                 | 19 | Ventura Pablo Natan              | 1    | -      | -          | 1              | 0.33  |
| 6                 | 12 | Bertolini Gabriel                | 1    | 1      | -          | 2              | 0.33  |
| 6                 | 4  | Roque Felipe Moreira             | 1    | 2      | -          | 3              | 0.33  |
| -                 | 11 | Mascarenhas Daniel Figueiredo    | -    | -      | -          | -              |       |
| -                 | 18 | Barreto Lucas Adriano Araújo     | -    | -      | -          | -              |       |
| -                 | 3  | Moraes Davy Silva                | -    | 1      | -          | 1              |       |
| <b>Others</b>     |    |                                  | -    | -      | -          | -              |       |
| <b>Total Team</b> |    |                                  | 31   | 14     | 2          | 47             | 10.33 |

**Dig**

Avg. by set




**Match:** 8 **Date:** 23.06.2017 **Spectators:** 0  
**City:** Ceske Budejovice  
**Hall:** Budvar Arena  
**Match duration:** Start: 20:00 Total: 1:16

| Teams               | Sets     | 1    | 2    | 3    | 4 | 5 | Total |
|---------------------|----------|------|------|------|---|---|-------|
| <b>BRA</b>          | <b>3</b> | 25   | 25   | 25   |   |   | 75    |
| <b>EGY</b>          | <b>0</b> | 20   | 18   | 18   |   |   | 56    |
| <b>Set duration</b> |          | 0:25 | 0:26 | 0:25 |   |   | 1:16  |




## BRA • Brazil



**Set**

Avg. by set

| Rk                | No | Name                             | Running Sets | Faults | Still Sets | Total Attempts | Note |
|-------------------|----|----------------------------------|--------------|--------|------------|----------------|------|
| 1                 | 5  | Gonçalves Silva Matheus          | 18           | -      | 42         | 60             | 6.00 |
| 2                 | 15 | Rodrigues Luis Cláudio S.        | 3            | -      | 3          | 6              | 1.00 |
| -                 | 3  | Moraes Davy Silva                | -            | -      | -          | -              |      |
| -                 | 4  | Roque Felipe Moreira             | -            | -      | 2          | 2              |      |
| -                 | 8  | Honorato Henrique Dantas Nóbrega | -            | -      | -          | -              |      |
| -                 | 9  | Cardoso Victor Aleksander Alm    | -            | -      | 1          | 1              |      |
| -                 | 11 | Mascarenhas Daniel Figueiredo    | -            | -      | -          | -              |      |
| -                 | 12 | Bertolini Gabriel                | -            | -      | 1          | 1              |      |
| -                 | 17 | Elias Alexandre Figueiredo       | -            | -      | -          | -              |      |
| -                 | 18 | Barreto Lucas Adriano Araújo     | -            | -      | -          | -              |      |
| -                 | 19 | Ventura Pablo Natan              | -            | -      | -          | -              |      |
| -                 | 13 | Nascimento Maique Reis           | -            | 1      | 4          | 5              |      |
| <b>Others</b>     |    |                                  | -            | -      | -          | -              |      |
| <b>Total Team</b> |    |                                  | 21           | 1      | 53         | 75             | 7.00 |



**Reception**

Eff. %  
Limit: 25.00%

| Rk                | No | Name                             | Excellents | Faults | Serve Receptions | Total Attempts | Note  |
|-------------------|----|----------------------------------|------------|--------|------------------|----------------|-------|
| 1                 | 17 | Elias Alexandre Figueiredo       | 19         | -      | 2                | 21             | 90.48 |
| -                 | 13 | Nascimento Maique Reis           | 10         | -      | 1                | 11             |       |
| -                 | 9  | Cardoso Victor Aleksander Alm    | 7          | -      | 1                | 8              |       |
| -                 | 8  | Honorato Henrique Dantas Nóbrega | 4          | -      | 1                | 5              |       |
| -                 | 3  | Moraes Davy Silva                | -          | -      | -                | -              |       |
| -                 | 4  | Roque Felipe Moreira             | -          | -      | -                | -              |       |
| -                 | 11 | Mascarenhas Daniel Figueiredo    | -          | -      | -                | -              |       |
| -                 | 12 | Bertolini Gabriel                | -          | -      | -                | -              |       |
| -                 | 15 | Rodrigues Luis Cláudio S.        | -          | -      | -                | -              |       |
| -                 | 18 | Barreto Lucas Adriano Araújo     | -          | -      | -                | -              |       |
| -                 | 19 | Ventura Pablo Natan              | -          | -      | -                | -              |       |
| -                 | 5  | Gonçalves Silva Matheus          | -          | 1      | -                | 1              |       |
| <b>Others</b>     |    |                                  | -          | -      | -                | -              |       |
| <b>Total Team</b> |    |                                  | 40         | 1      | 5                | 46             | 84.78 |

**Match:** 8    **Date:** 23.06.2017    **Spectators:** 0  
**City:** Ceske Budejovice  
**Hall:** Budvar Arena  
**Match duration:** Start: 20:00 Total: 1:16

| Teams               | Sets     | 1    | 2    | 3    | 4 | 5 | Total |
|---------------------|----------|------|------|------|---|---|-------|
| <b>BRA</b>          | <b>3</b> | 25   | 25   | 25   |   |   | 75    |
| <b>EGY</b>          | <b>0</b> | 20   | 18   | 18   |   |   | 56    |
| <b>Set duration</b> |          | 0:25 | 0:26 | 0:25 |   |   | 1:16  |



## EGY • Egypt

**Spike**

Succ. %  
Limit: 15.00%

| Rk                | No | Name                        | Spikes | Faults | Shots | Total Attempts | Note  |
|-------------------|----|-----------------------------|--------|--------|-------|----------------|-------|
| 1                 | 15 | Seoudy Abdelrahman          | 7      | 1      | 4     | 12             | 58.33 |
| 2                 | 13 | Soliman Yasser              | 7      | -      | 8     | 15             | 46.67 |
| 3                 | 8  | Aly Omar                    | 6      | 8      | 9     | 23             | 26.09 |
| -                 | 1  | Awad Youssef Hamdy          | 5      | 2      | 1     | 8              |       |
| -                 | 17 | Aly Mohamed                 | 4      | 2      | 2     | 8              |       |
| -                 | 20 | Badawi Marwan               | -      | 4      | 2     | 6              |       |
| -                 | 4  | Mohamed Omar                | -      | -      | 2     | 2              |       |
| -                 | 3  | Ahmed Omar Akram            | -      | -      | 1     | 1              |       |
| -                 | 5  | Mostafa Mahmoud             | -      | -      | -     | -              |       |
| -                 | 10 | Zayed Mohamed               | -      | -      | -     | -              |       |
| -                 | 18 | Abdelgwad Fathy Reda        | -      | -      | -     | -              |       |
| -                 | 19 | Hussien Abdelrahman Mahmoud | -      | -      | -     | -              |       |
| <b>Others</b>     |    |                             | -      | -      | -     | -              |       |
| <b>Total Team</b> |    |                             | 29     | 17     | 29    | 75             | 38.67 |

**Block**

Avg. by set

| Rk                | No | Name                        | Kill Blocks | Faults | Rebounds | Total Attempts | Note |
|-------------------|----|-----------------------------|-------------|--------|----------|----------------|------|
| 1                 | 17 | Aly Mohamed                 | 2           | 4      | 5        | 11             | 0.67 |
| 2                 | 1  | Awad Youssef Hamdy          | 1           | -      | -        | 1              | 0.33 |
| 2                 | 8  | Aly Omar                    | 1           | 1      | 2        | 4              | 0.33 |
| 2                 | 15 | Seoudy Abdelrahman          | 1           | 3      | 2        | 6              | 0.33 |
| 2                 | 3  | Ahmed Omar Akram            | 1           | 2      | -        | 3              | 0.33 |
| -                 | 4  | Mohamed Omar                | -           | -      | 1        | 1              |      |
| -                 | 5  | Mostafa Mahmoud             | -           | -      | -        | -              |      |
| -                 | 18 | Abdelgwad Fathy Reda        | -           | -      | -        | -              |      |
| -                 | 19 | Hussien Abdelrahman Mahmoud | -           | -      | -        | -              |      |
| -                 | 20 | Badawi Marwan               | -           | -      | 1        | 1              |      |
| -                 | 10 | Zayed Mohamed               | -           | 1      | -        | 1              |      |
| -                 | 13 | Soliman Yasser              | -           | 3      | -        | 3              |      |
| <b>Others</b>     |    |                             | -           | -      | -        | -              |      |
| <b>Total Team</b> |    |                             | 6           | 14     | 11       | 31             | 2.00 |

**Match:** 8    **Date:** 23.06.2017    **Spectators:** 0  
**City:** Ceske Budejovice  
**Hall:** Budvar Arena  
**Match duration:** Start: 20:00 Total: 1:16

| Teams               | Sets     | 1    | 2    | 3    | 4 | 5 | Total |
|---------------------|----------|------|------|------|---|---|-------|
| <b>BRA</b>          | <b>3</b> | 25   | 25   | 25   |   |   | 75    |
| <b>EGY</b>          | <b>0</b> | 20   | 18   | 18   |   |   | 56    |
| <b>Set duration</b> |          | 0:25 | 0:26 | 0:25 |   |   | 1:16  |



## EGY • Egypt

| Rk                | No | Name                        | Aces | Faults | Serve Hits | Total Attempts | Note |
|-------------------|----|-----------------------------|------|--------|------------|----------------|------|
| 1                 | 17 | Aly Mohamed                 | 1    | 1      | 10         | 12             | 0.33 |
| 1                 | 13 | Soliman Yasser              | 1    | 2      | 8          | 11             | 0.33 |
| -                 | 5  | Mostafa Mahmoud             | -    | -      | -          | -              |      |
| -                 | 18 | Abdelgwad Fathy Reda        | -    | -      | -          | -              |      |
| -                 | 19 | Hussien Abdelrahman Mahmoud | -    | -      | -          | -              |      |
| -                 | 20 | Badawi Marwan               | -    | -      | 2          | 2              |      |
| -                 | 15 | Seoudy Abdelrahman          | -    | 1      | 12         | 13             |      |
| -                 | 1  | Awad Youssef Hamdy          | -    | 1      | 4          | 5              |      |
| -                 | 3  | Ahmed Omar Akram            | -    | 1      | 4          | 5              |      |
| -                 | 10 | Zayed Mohamed               | -    | 1      | 3          | 4              |      |
| -                 | 8  | Aly Omar                    | -    | 3      | 3          | 6              |      |
| -                 | 4  | Mohamed Omar                | -    | 1      | -          | 1              |      |
| <b>Others</b>     |    |                             | -    | -      | -          | -              |      |
| <b>Total Team</b> |    |                             | 2    | 11     | 46         | 59             | 0.67 |

| Team | Opponent errors & Team faults | Aces | Faults | Total Attempts |
|------|-------------------------------|------|--------|----------------|
|      |                               | 19   | -      | 19             |

| Rk                | No | Name                        | Digs | Faults | Receptions | Total Attempts | Note |
|-------------------|----|-----------------------------|------|--------|------------|----------------|------|
| 1                 | 5  | Mostafa Mahmoud             | 9    | 9      | -          | 18             | 3.00 |
| 2                 | 3  | Ahmed Omar Akram            | 4    | 4      | -          | 8              | 1.33 |
| 3                 | 13 | Soliman Yasser              | 3    | 1      | -          | 4              | 1.00 |
| 4                 | 8  | Aly Omar                    | 2    | -      | -          | 2              | 0.67 |
| 4                 | 15 | Seoudy Abdelrahman          | 2    | -      | -          | 2              | 0.67 |
| 4                 | 1  | Awad Youssef Hamdy          | 2    | 2      | -          | 4              | 0.67 |
| 7                 | 20 | Badawi Marwan               | 1    | -      | -          | 1              | 0.33 |
| 7                 | 17 | Aly Mohamed                 | 1    | 1      | 1          | 3              | 0.33 |
| 7                 | 4  | Mohamed Omar                | 1    | 1      | -          | 2              | 0.33 |
| 7                 | 10 | Zayed Mohamed               | 1    | 1      | -          | 2              | 0.33 |
| -                 | 18 | Abdelgwad Fathy Reda        | -    | -      | -          | -              |      |
| -                 | 19 | Hussien Abdelrahman Mahmoud | -    | -      | -          | -              |      |
| <b>Others</b>     |    |                             | -    | -      | -          | -              |      |
| <b>Total Team</b> |    |                             | 26   | 19     | 1          | 46             | 8.67 |

**Match:** 8    **Date:** 23.06.2017    **Spectators:** 0  
**City:** Ceske Budejovice  
**Hall:** Budvar Arena  
**Match duration:** Start: 20:00 Total: 1:16

| Teams               | Sets     | 1    | 2    | 3    | 4 | 5 | Total |
|---------------------|----------|------|------|------|---|---|-------|
| <b>BRA</b>          | <b>3</b> | 25   | 25   | 25   |   |   | 75    |
| <b>EGY</b>          | <b>0</b> | 20   | 18   | 18   |   |   | 56    |
| <b>Set duration</b> |          | 0:25 | 0:26 | 0:25 |   |   | 1:16  |



## EGY • Egypt

| Rk                | No | Name                        | Running Sets | Faults | Still Sets | Total Attempts | Note |
|-------------------|----|-----------------------------|--------------|--------|------------|----------------|------|
| 1                 | 10 | Zayed Mohamed               | 7            | 2      | 19         | 28             | 2.33 |
| 2                 | 3  | Ahmed Omar Akram            | 5            | 1      | 35         | 41             | 1.67 |
| -                 | 1  | Awad Youssef Hamdy          | -            | -      | -          | -              |      |
| -                 | 4  | Mohamed Omar                | -            | -      | -          | -              |      |
| -                 | 5  | Mostafa Mahmoud             | -            | -      | 3          | 3              |      |
| -                 | 13 | Soliman Yasser              | -            | -      | -          | -              |      |
| -                 | 15 | Seoudy Abdelrahman          | -            | -      | 2          | 2              |      |
| -                 | 17 | Aly Mohamed                 | -            | -      | 2          | 2              |      |
| -                 | 18 | Abdelgwad Fathy Reda        | -            | -      | -          | -              |      |
| -                 | 19 | Hussien Abdelrahman Mahmoud | -            | -      | -          | -              |      |
| -                 | 20 | Badawi Marwan               | -            | -      | -          | -              |      |
| -                 | 8  | Aly Omar                    | -            | 1      | -          | 1              |      |
| <b>Others</b>     |    |                             | -            | -      | -          | -              |      |
| <b>Total Team</b> |    |                             | 12           | 4      | 61         | 77             | 4.00 |

**Set**

Avg. by set

| Rk                | No | Name                        | Excellents | Faults | Serve Receptions | Total Attempts | Note  |
|-------------------|----|-----------------------------|------------|--------|------------------|----------------|-------|
| 1                 | 5  | Mostafa Mahmoud             | 14         | -      | 5                | 19             | 73.68 |
| 2                 | 13 | Soliman Yasser              | 10         | -      | 5                | 15             | 66.67 |
| 3                 | 1  | Awad Youssef Hamdy          | 16         | 2      | 4                | 22             | 63.64 |
| -                 | 20 | Badawi Marwan               | 4          | -      | -                | 4              |       |
| -                 | 3  | Ahmed Omar Akram            | -          | -      | -                | -              |       |
| -                 | 4  | Mohamed Omar                | -          | -      | -                | -              |       |
| -                 | 8  | Aly Omar                    | -          | -      | -                | -              |       |
| -                 | 10 | Zayed Mohamed               | -          | -      | -                | -              |       |
| -                 | 15 | Seoudy Abdelrahman          | -          | -      | -                | -              |       |
| -                 | 17 | Aly Mohamed                 | -          | -      | -                | -              |       |
| -                 | 18 | Abdelgwad Fathy Reda        | -          | -      | -                | -              |       |
| -                 | 19 | Hussien Abdelrahman Mahmoud | -          | -      | -                | -              |       |
| <b>Others</b>     |    |                             | -          | -      | -                | -              |       |
| <b>Total Team</b> |    |                             | 44         | 2      | 14               | 60             | 70.00 |

**Reception**

Eff. %  
Limit: 25.00%