

Match: 64 **Date:** 20.09.2015 **Spectators:** 3'000
City: Tijuana
Hall: HPC
Match duration: Start: 17:40 End: 19:50 Total: 2:10

Teams	Sets	1	2	3	4	5	Total
ARG	2	25	25	16	21	11	98
RUS	3	20	18	25	25	15	103
Set duration		0:22	0:27	0:23	0:29	0:17	1:58



ARG • Argentina



Spike

Succ. %
Limit: 15.00%

Rk	No	Name	Spikes	Faults	Shots	Total Attempts	Note
1	12	Lima Bruno	16	10	9	35	45.71
2	10	Lazo Nicolás	11	3	13	27	40.74
-	2	Melgarejo Brian	6	2	7	15	
-	4	Gallego Joaquin	4	2	3	9	
-	11	Fernandez Gaston	6	2	1	9	
-	16	Johansen German	1	1	3	5	
-	1	Sanchez Matias	1	-	1	2	
-	6	Vieira Edgar	-	1	-	1	
-	3	Nielson Ramella Ramiro	-	-	-	-	
-	7	Luengas Ignacio	-	-	-	-	
-	8	Bitar Gaspar	-	-	-	-	
-	9	Danani Santiago	-	-	-	-	
Others			-	-	-	-	
Total Team			45	21	37	103	43.69



Block

Avg. by set


Rk	No	Name	Kill Blocks	Faults	Rebounds	Total Attempts	Note
1	4	Gallego Joaquin	3	9	5	17	0.60
2	10	Lazo Nicolás	2	5	3	10	0.40
3	16	Johansen German	1	-	-	1	0.20
3	11	Fernandez Gaston	1	3	6	10	0.20
3	2	Melgarejo Brian	1	3	3	7	0.20
-	3	Nielson Ramella Ramiro	-	-	-	-	
-	6	Vieira Edgar	-	-	-	-	
-	7	Luengas Ignacio	-	-	1	1	
-	8	Bitar Gaspar	-	-	-	-	
-	9	Danani Santiago	-	-	-	-	
-	1	Sanchez Matias	-	3	3	6	
-	12	Lima Bruno	-	3	3	6	
Others			-	-	-	-	
Total Team			8	26	24	58	1.60

Match: 64 **Date:** 20.09.2015 **Spectators:** 3'000
City: Tijuana
Hall: HPC
Match duration: Start: 17:40 End: 19:50 Total: 2:10

Teams	Sets	1	2	3	4	5	Total
ARG	2	25	25	16	21	11	98
RUS	3	20	18	25	25	15	103
Set duration		0:22	0:27	0:23	0:29	0:17	1:58




ARG • Argentina



Rk	No	Name	Aces	Faults	Serve Hits	Total Attempts	Note
1	2	Melgarejo Brian	2	-	16	18	0.40
2	3	Nielson Ramella Ramiro	1	-	7	8	0.20
2	10	Lazo Nicolás	1	3	14	18	0.20
2	1	Sanchez Matias	1	3	12	16	0.20
-	4	Gallego Joaquin	-	-	11	11	
-	6	Vieira Edgar	-	-	1	1	
-	7	Luengas Ignacio	-	-	-	-	
-	8	Bitar Gaspar	-	-	1	1	
-	9	Danani Santiago	-	-	-	-	
-	16	Johansen German	-	-	-	-	
-	11	Fernandez Gaston	-	1	11	12	
-	12	Lima Bruno	-	6	8	14	
Others			-	-	-	-	
Total Team			5	13	81	99	1.00



Opponent errors & Team faults	40	1	41
-------------------------------	----	---	----



Rk	No	Name	Digs	Faults	Receptions	Total Attempts	Note
1	12	Lima Bruno	6	2	5	13	1.20
1	9	Danani Santiago	6	7	10	23	1.20
3	10	Lazo Nicolás	4	5	7	16	0.80
4	11	Fernandez Gaston	1	1	3	5	0.20
4	2	Melgarejo Brian	1	5	9	15	0.20
4	4	Gallego Joaquin	1	3	1	5	0.20
-	6	Vieira Edgar	-	-	-	-	
-	7	Luengas Ignacio	-	-	-	-	
-	16	Johansen German	-	-	-	-	
-	1	Sanchez Matias	-	4	12	16	
-	8	Bitar Gaspar	-	1	2	3	
-	3	Nielson Ramella Ramiro	-	2	-	2	
Others			-	-	-	-	
Total Team			19	30	49	98	3.80

Match: 64 **Date:** 20.09.2015 **Spectators:** 3'000
City: Tijuana
Hall: HPC
Match duration: Start: 17:40 End: 19:50 Total: 2:10

Teams	Sets	1	2	3	4	5	Total
ARG	2	25	25	16	21	11	98
RUS	3	20	18	25	25	15	103
Set duration		0:22	0:27	0:23	0:29	0:17	1:58



ARG • Argentina

Set

Avg. by set

Rk	No	Name	Running Sets	Faults	Still Sets	Total Attempts	Note
1	1	Sanchez Matias	33	-	34	67	6.60
2	8	Bitar Gaspar	3	-	4	7	0.60
-	2	Melgarejo Brian	-	-	-	-	
-	3	Nielson Ramella Ramiro	-	-	-	-	
-	4	Gallego Joaquin	-	-	1	1	
-	6	Vieira Edgar	-	-	-	-	
-	7	Luengas Ignacio	-	-	-	-	
-	9	Danani Santiago	-	-	-	-	
-	10	Lazo Nicolás	-	-	2	2	
-	11	Fernandez Gaston	-	-	2	2	
-	12	Lima Bruno	-	-	-	-	
-	16	Johansen German	-	-	-	-	
Others			-	-	-	-	
Total Team			36	-	43	79	7.20

Reception

Eff. %
Limit: 25.00%


Rk	No	Name	Excellents	Faults	Serve Receptions	Total Attempts	Note
1	10	Lazo Nicolás	13	1	6	20	60.00
2	9	Danani Santiago	18	4	7	29	48.28
3	2	Melgarejo Brian	8	7	10	25	4.00
-	1	Sanchez Matias	-	-	2	2	
-	3	Nielson Ramella Ramiro	-	-	1	1	
-	8	Bitar Gaspar	-	-	1	1	
-	11	Fernandez Gaston	1	-	-	1	
-	16	Johansen German	-	-	1	1	
-	4	Gallego Joaquin	-	-	-	-	
-	6	Vieira Edgar	-	-	-	-	
-	7	Luengas Ignacio	-	-	-	-	
-	12	Lima Bruno	-	-	-	-	
Others			-	-	-	-	
Total Team			40	12	28	80	35.00

Match: 64 **Date:** 20.09.2015 **Spectators:** 3'000
City: Tijuana
Hall: HPC
Match duration: Start: 17:40 End: 19:50 Total: 2:10

Teams	Sets	1	2	3	4	5	Total
ARG	2	25	25	16	21	11	98
RUS	3	20	18	25	25	15	103
Set duration		0:22	0:27	0:23	0:29	0:17	1:58




RUS • Russia



Spike

Succ. %
Limit: 15.00%

Rk	No	Name	Spikes	Faults	Shots	Total Attempts	Note
1	15	Volkov Dmitry	20	3	14	37	54.05
2	5	Pirainen Sergei	9	2	9	20	45.00
3	18	Bogdan Denis	9	6	6	21	42.86
-	10	Belogortcev Maxim	10	2	2	14	
-	8	Melnikov Aleksandr	4	-	3	7	
-	1	Pankov Pavel	2	1	4	7	
-	4	Ursov Kirill	-	-	-	-	
-	6	Andreev Evgenii	-	-	-	-	
-	11	Goncharov Alexander	-	-	-	-	
-	13	Zhos Roman	-	-	-	-	
-	14	Kimerov Alexander	-	-	-	-	
-	17	Morov Mikhail	-	-	-	-	
Others			-	-	-	-	
Total Team			54	14	38	106	50.94



Block

Avg. by set


Rk	No	Name	Kill Blocks	Faults	Rebounds	Total Attempts	Note
1	18	Bogdan Denis	3	6	-	9	0.60
2	15	Volkov Dmitry	2	2	1	5	0.40
2	8	Melnikov Aleksandr	2	10	4	16	0.40
4	5	Pirainen Sergei	1	1	1	3	0.20
4	1	Pankov Pavel	1	2	2	5	0.20
4	10	Belogortcev Maxim	1	9	2	12	0.20
-	4	Ursov Kirill	-	-	-	-	
-	6	Andreev Evgenii	-	-	-	-	
-	11	Goncharov Alexander	-	-	-	-	
-	13	Zhos Roman	-	-	-	-	
-	14	Kimerov Alexander	-	-	-	-	
-	17	Morov Mikhail	-	-	-	-	
Others			-	-	-	-	
Total Team			10	30	10	50	2.00

Match: 64 **Date:** 20.09.2015 **Spectators:** 3'000
City: Tijuana
Hall: HPC
Match duration: Start: 17:40 End: 19:50 Total: 2:10

Teams	Sets	1	2	3	4	5	Total
ARG	2	25	25	16	21	11	98
RUS	3	20	18	25	25	15	103
Set duration		0:22	0:27	0:23	0:29	0:17	1:58



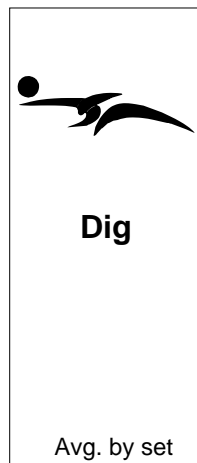
RUS • Russia



Rk	No	Name	Aces	Faults	Serve Hits	Total Attempts	Note
1	18	Bogdan Denis	4	3	9	16	0.80
2	5	Pirainen Sergei	3	3	14	20	0.60
3	8	Melnikov Aleksandr	2	2	13	17	0.40
3	15	Volkov Dmitry	2	4	6	12	0.40
5	10	Belogortcev Maxim	1	4	14	19	0.20
5	1	Pankov Pavel	1	4	10	15	0.20
-	6	Andreev Evgenii	-	-	-	-	
-	11	Goncharov Alexander	-	-	-	-	
-	13	Zhos Roman	-	-	1	1	
-	14	Kimerov Alexander	-	-	-	-	
-	17	Morov Mikhail	-	-	-	-	
-	4	Ursov Kirill	-	1	1	2	
Others			-	-	-	-	
Total Team			13	21	68	102	2.60



Opponent errors & Team faults	26	-	26
-------------------------------	----	---	----



Rk	No	Name	Digs	Faults	Receptions	Total Attempts	Note
1	6	Andreev Evgenii	8	8	12	28	1.60
2	18	Bogdan Denis	4	2	5	11	0.80
3	10	Belogortcev Maxim	2	2	1	5	0.40
4	1	Pankov Pavel	1	4	9	14	0.20
4	5	Pirainen Sergei	1	4	9	14	0.20
4	15	Volkov Dmitry	1	4	7	12	0.20
-	4	Ursov Kirill	-	-	-	-	
-	11	Goncharov Alexander	-	-	-	-	
-	14	Kimerov Alexander	-	-	-	-	
-	17	Morov Mikhail	-	-	-	-	
-	8	Melnikov Aleksandr	-	1	2	3	
-	13	Zhos Roman	-	1	-	1	
Others			-	-	-	-	
Total Team			17	26	45	88	3.40

Match: 64 **Date:** 20.09.2015 **Spectators:** 3'000
City: Tijuana
Hall: HPC
Match duration: Start: 17:40 End: 19:50 Total: 2:10

Teams	Sets	1	2	3	4	5	Total
ARG	2	25	25	16	21	11	98
RUS	3	20	18	25	25	15	103
Set duration		0:22	0:27	0:23	0:29	0:17	1:58



RUS • Russia

Set

Avg. by set

Rk	No	Name	Running Sets	Faults	Still Sets	Total Attempts	Note
1	1	Pankov Pavel	25	1	57	83	5.00
-	4	Ursov Kirill	-	-	-	-	
-	5	Pirainen Sergei	-	-	-	-	
-	6	Andreev Evgenii	-	-	-	-	
-	8	Melnikov Aleksandr	-	-	-	-	
-	10	Belogortcev Maxim	-	-	3	3	
-	11	Goncharov Alexander	-	-	-	-	
-	13	Zhos Roman	-	-	3	3	
-	14	Kimerov Alexander	-	-	-	-	
-	15	Volkov Dmitry	-	-	-	-	
-	17	Morov Mikhail	-	-	-	-	
-	18	Bogdan Denis	-	-	-	-	
Others			-	-	-	-	
Total Team			25	1	63	89	5.00

Reception

Eff. %
Limit: 25.00%

Rk	No	Name	Excellents	Faults	Serve Receptions	Total Attempts	Note
1	6	Andreev Evgenii	23	3	10	36	55.56
2	15	Volkov Dmitry	17	3	10	30	46.67
-	18	Bogdan Denis	14	-	5	19	
-	8	Melnikov Aleksandr	-	-	1	1	
-	1	Pankov Pavel	-	-	-	-	
-	4	Ursov Kirill	-	-	-	-	
-	5	Pirainen Sergei	-	-	-	-	
-	10	Belogortcev Maxim	-	-	-	-	
-	11	Goncharov Alexander	-	-	-	-	
-	13	Zhos Roman	-	-	-	-	
-	14	Kimerov Alexander	-	-	-	-	
-	17	Morov Mikhail	-	-	-	-	
Others			-	-	-	-	
Total Team			54	6	26	86	55.81