

Match: 35 Date: 16.09.2015 Spectators: 220  
 City: Tijuana  
 Hall: HPC  
 Match duration: Start: 14:00 End: 15:49 Total: 1:49

Teams	Sets	1	2	3	4	5	Total
CAN	1	21	20	25	11		77
RUS	3	25	25	23	25		98
Set duration		0:22	0:26	0:27	0:25		1:40



## CAN • Canada



**Spike**

Succ. %  
Limit: 15.00%

Rk	No	Name	Spikes	Faults	Shots	Total Attempts	Note
1	4	Scheerhoorn Blake	13	5	15	33	39.39
2	2	Koppers Brandon	5	4	5	14	35.71
-	14	West Keith	2	4	6	12	
-	6	Nickifor Ryan	1	2	4	7	
-	15	Regehr Joel	1	-	4	5	
-	7	Szwarc Arthur	3	1	1	5	
-	8	Richards Andrew	1	3	1	5	
-	10	Keturakis Byron	1	2	-	3	
-	5	Coleman Lucas	1	-	1	2	
-	1	Chancy Gabriel	-	-	-	-	
-	9	Riopel Olivier	-	-	-	-	
-	13	Chambers Arran	-	-	-	-	
Others			-	-	-	-	
<b>Total Team</b>			28	21	37	86	32.56



**Block**

Avg. by set

Rk	No	Name	Kill Blocks	Faults	Rebounds	Total Attempts	Note
1	15	Regehr Joel	2	7	3	12	0.50
1	2	Koppers Brandon	2	6	1	9	0.50
3	10	Keturakis Byron	1	3	1	5	0.25
3	7	Szwarc Arthur	1	5	1	7	0.25
-	1	Chancy Gabriel	-	-	1	1	
-	5	Coleman Lucas	-	-	-	-	
-	6	Nickifor Ryan	-	-	-	-	
-	8	Richards Andrew	-	-	1	1	
-	9	Riopel Olivier	-	-	-	-	
-	13	Chambers Arran	-	-	-	-	
-	14	West Keith	-	1	3	4	
-	4	Scheerhoorn Blake	-	2	1	3	
Others			-	-	-	-	
<b>Total Team</b>			6	24	12	42	1.50


**Match:** 35 **Date:** 16.09.2015 **Spectators:** 220  
**City:** Tijuana  
**Hall:** HPC  
**Match duration:** Start: 14:00 End: 15:49 Total: 1:49

Teams	Sets	1	2	3	4	5	Total
<b>CAN</b>	<b>1</b>	21	20	25	11		77
<b>RUS</b>	<b>3</b>	25	25	23	25		98
<b>Set duration</b>		0:22	0:26	0:27	0:25		1:40



## CAN • Canada

Rk	No	Name	Aces	Faults	Serve Hits	Total Attempts	Note
1	7	Szwarc Arthur	3	3	10	16	0.75
2	14	West Keith	2	3	2	7	0.50
3	2	Koppers Brandon	1	1	8	10	0.25
3	4	Scheerhoorn Blake	1	2	9	12	0.25
3	8	Richards Andrew	1	1	2	4	0.25
-	1	Chancy Gabriel	-	-	-	-	
-	9	Riopel Olivier	-	-	-	-	
-	13	Chambers Arran	-	-	-	-	
-	10	Keturakis Byron	-	1	13	14	
-	15	Regehr Joel	-	2	10	12	
-	6	Nickifor Ryan	-	1	1	2	
-	5	Coleman Lucas	-	1	-	1	
<b>Others</b>			-	-	-	-	
<b>Total Team</b>			8	15	55	78	2.00




**Serve**

Avg. by set

Team	Opponent errors & Team faults	Aces	Faults	Total Attempts
		35	-	35

Rk	No	Name	Digs	Faults	Receptions	Total Attempts	Note
1	9	Riopel Olivier	8	9	9	26	2.00
2	10	Keturakis Byron	6	6	6	18	1.50
3	2	Koppers Brandon	3	3	2	8	0.75
4	14	West Keith	2	1	2	5	0.50
5	8	Richards Andrew	1	-	4	5	0.25
5	15	Regehr Joel	1	1	2	4	0.25
5	4	Scheerhoorn Blake	1	5	4	10	0.25
-	1	Chancy Gabriel	-	-	-	-	
-	5	Coleman Lucas	-	-	1	1	
-	7	Szwarc Arthur	-	-	1	1	
-	13	Chambers Arran	-	-	-	-	
-	6	Nickifor Ryan	-	4	3	7	
<b>Others</b>			-	-	-	-	
<b>Total Team</b>			22	29	34	85	5.50



**Dig**

Avg. by set

Match: 35 Date: 16.09.2015 Spectators: 220  
 City: Tijuana  
 Hall: HPC  
 Match duration: Start: 14:00 End: 15:49 Total: 1:49

Teams	Sets	1	2	3	4	5	Total
CAN	1	21	20	25	11		77
RUS	3	25	25	23	25		98
Set duration		0:22	0:26	0:27	0:25		1:40



## CAN • Canada



**Set**

Avg. by set

Rk	No	Name	Running Sets	Faults	Still Sets	Total Attempts	Note
1	10	Keturakis Byron	9	1	56	66	2.25
-	1	Chancy Gabriel	-	-	-	-	
-	2	Koppers Brandon	-	-	-	-	
-	4	Scheerhoorn Blake	-	-	-	-	
-	5	Coleman Lucas	-	-	-	-	
-	6	Nickifor Ryan	-	-	-	-	
-	7	Szwarc Arthur	-	-	2	2	
-	8	Richards Andrew	-	-	-	-	
-	9	Riopel Olivier	-	-	-	-	
-	13	Chambers Arran	-	-	-	-	
-	14	West Keith	-	-	3	3	
-	15	Regehr Joel	-	-	2	2	
Others			-	-	-	-	
<b>Total Team</b>			9	1	63	73	2.25



**Reception**

Eff. %  
Limit: 25.00%

Rk	No	Name	Excellents	Faults	Serve Receptions	Total Attempts	Note
1	9	Riopel Olivier	14	5	19	38	23.68
-	2	Koppers Brandon	5	1	9	15	
-	14	West Keith	5	-	4	9	
-	8	Richards Andrew	2	1	4	7	
-	6	Nickifor Ryan	1	1	1	3	
-	5	Coleman Lucas	-	-	2	2	
-	1	Chancy Gabriel	-	-	-	-	
-	4	Scheerhoorn Blake	-	-	-	-	
-	7	Szwarc Arthur	-	-	-	-	
-	10	Keturakis Byron	-	-	-	-	
-	13	Chambers Arran	-	-	-	-	
-	15	Regehr Joel	-	-	-	-	
Others			-	-	-	-	
<b>Total Team</b>			27	8	39	74	25.68

Match: 35 Date: 16.09.2015 Spectators: 220  
 City: Tijuana  
 Hall: HPC  
 Match duration: Start: 14:00 End: 15:49 Total: 1:49

Teams	Sets	1	2	3	4	5	Total
CAN	1	21	20	25	11		77
RUS	3	25	25	23	25		98
Set duration		0:22	0:26	0:27	0:25		1:40



## RUS • Russia

**Spike**

Succ. %  
Limit: 15.00%

Rk	No	Name	Spikes	Faults	Shots	Total Attempts	Note
1	5	Pirainen Sergei	14	-	4	18	77.78
2	15	Volkov Dmitry	10	3	7	20	50.00
-	18	Bogdan Denis	5	2	5	12	
-	10	Belogortcev Maxim	6	-	3	9	
-	14	Kimerov Alexander	4	2	3	9	
-	11	Goncharov Alexander	3	1	4	8	
-	8	Melnikov Aleksandr	2	-	1	3	
-	1	Pankov Pavel	2	1	-	3	
-	17	Morov Mikhail	1	-	-	1	
-	4	Ursov Kirill	-	-	-	-	
-	6	Andreev Evgenii	-	-	-	-	
-	13	Zhos Roman	-	-	-	-	
Others			-	-	-	-	
<b>Total Team</b>			47	9	27	83	56.63

**Block**

Avg. by set


Rk	No	Name	Kill Blocks	Faults	Rebounds	Total Attempts	Note
1	10	Belogortcev Maxim	2	4	8	14	0.50
1	8	Melnikov Aleksandr	2	7	2	11	0.50
3	13	Zhos Roman	1	-	1	2	0.25
3	18	Bogdan Denis	1	1	2	4	0.25
3	1	Pankov Pavel	1	2	2	5	0.25
3	15	Volkov Dmitry	1	2	2	5	0.25
3	14	Kimerov Alexander	1	2	-	3	0.25
-	4	Ursov Kirill	-	-	-	-	
-	6	Andreev Evgenii	-	-	-	-	
-	11	Goncharov Alexander	-	-	2	2	
-	17	Morov Mikhail	-	-	-	-	
-	5	Pirainen Sergei	-	2	7	9	
Others			-	-	-	-	
<b>Total Team</b>			9	20	26	55	2.25

Match: 35 Date: 16.09.2015 Spectators: 220  
 City: Tijuana  
 Hall: HPC  
 Match duration: Start: 14:00 End: 15:49 Total: 1:49

Teams	Sets	1	2	3	4	5	Total
CAN	1	21	20	25	11		77
RUS	3	25	25	23	25		98
Set duration		0:22	0:26	0:27	0:25		1:40




## RUS • Russia



Rk	No	Name	Aces	Faults	Serve Hits	Total Attempts	Note
1	1	Pankov Pavel	4	5	13	22	1.00
2	18	Bogdan Denis	2	1	9	12	0.50
3	5	Pirainen Sergei	1	3	5	9	0.25
3	15	Volkov Dmitry	1	5	9	15	0.25
-	6	Andreev Evgenii	-	-	-	-	
-	17	Morov Mikhail	-	-	-	-	
-	8	Melnikov Aleksandr	-	1	12	13	
-	10	Belogortcev Maxim	-	2	13	15	
-	4	Ursov Kirill	-	1	1	2	
-	11	Goncharov Alexander	-	2	2	4	
-	13	Zhos Roman	-	1	1	2	
-	14	Kimerov Alexander	-	1	1	2	
Others			-	-	-	-	
<b>Total Team</b>			8	22	66	96	2.00



Opponent errors & Team faults	34	2	36
-------------------------------	----	---	----



Rk	No	Name	Digs	Faults	Receptions	Total Attempts	Note
1	6	Andreev Evgenii	9	2	7	18	2.25
2	15	Volkov Dmitry	4	1	2	7	1.00
3	18	Bogdan Denis	3	3	1	7	0.75
4	10	Belogortcev Maxim	2	1	5	8	0.50
4	1	Pankov Pavel	2	2	3	7	0.50
6	11	Goncharov Alexander	1	-	3	4	0.25
6	13	Zhos Roman	1	1	2	4	0.25
6	5	Pirainen Sergei	1	1	1	3	0.25
-	8	Melnikov Aleksandr	-	-	1	1	
-	17	Morov Mikhail	-	-	-	-	
-	14	Kimerov Alexander	-	1	1	2	
-	4	Ursov Kirill	-	2	-	2	
Others			-	-	-	-	
<b>Total Team</b>			23	14	26	63	5.75

Match: 35 Date: 16.09.2015 Spectators: 220  
 City: Tijuana  
 Hall: HPC  
 Match duration: Start: 14:00 End: 15:49 Total: 1:49

Teams	Sets	1	2	3	4	5	Total
CAN	1	21	20	25	11		77
RUS	3	25	25	23	25		98
Set duration		0:22	0:26	0:27	0:25		1:40



## RUS • Russia



**Set**

Avg. by set

Rk	No	Name	Running Sets	Faults	Still Sets	Total Attempts	Note
1	1	Pankov Pavel	17	2	35	54	4.25
2	13	Zhos Roman	3	-	7	10	0.75
-	4	Ursov Kirill	-	-	-	-	
-	5	Pirainen Sergei	-	-	-	-	
-	6	Andreev Evgenii	-	-	-	-	
-	8	Melnikov Aleksandr	-	-	-	-	
-	10	Belogortcev Maxim	-	-	1	1	
-	11	Goncharov Alexander	-	-	-	-	
-	14	Kimerov Alexander	-	-	-	-	
-	15	Volkov Dmitry	-	-	2	2	
-	17	Morov Mikhail	-	-	-	-	
-	18	Bogdan Denis	-	-	1	1	
Others			-	-	-	-	
<b>Total Team</b>			20	2	46	68	5.00



**Reception**

Eff. %  
Limit: 25.00%

Rk	No	Name	Excellents	Faults	Serve Receptions	Total Attempts	Note
1	15	Volkov Dmitry	18	4	11	33	42.42
2	6	Andreev Evgenii	5	3	11	19	10.53
-	11	Goncharov Alexander	2	-	3	5	
-	10	Belogortcev Maxim	1	-	1	2	
-	18	Bogdan Denis	-	-	2	2	
-	4	Ursov Kirill	-	-	1	1	
-	1	Pankov Pavel	-	-	-	-	
-	5	Pirainen Sergei	-	-	-	-	
-	13	Zhos Roman	-	-	-	-	
-	14	Kimerov Alexander	-	-	-	-	
-	17	Morov Mikhail	-	-	-	-	
-	8	Melnikov Aleksandr	-	1	-	1	
Others			-	-	-	-	
<b>Total Team</b>			26	8	29	63	28.57