


Match: 32 **Date:** 15.09.2015 **Spectators:** 200
City: Mexicali
Hall: Auditorio del Estado
Match duration: **Start:** 12:00 **End:** 14:15 **Total:** 2:15

Teams	Sets	1	2	3	4	5	Total
POL	3	25	30	16	25	15	111
CUB	2	20	32	25	20	12	109
Set duration		0:23	0:35	0:24	0:26	0:15	2:03




POL • Poland



Spike

Succ. %
Limit: 15.00%

Rk	No	Name	Spikes	Faults	Shots	Total Attempts	Note
1	19	Lipinski Bartlomiej	12	2	8	22	54.55
1	11	Sliwka Aleksander	12	5	5	22	54.55
3	13	Szymura Rafal	14	5	16	35	40.00
-	5	Halaba Pawel	4	2	10	16	
-	17	Gryc Pawel	6	4	5	15	
-	10	Lemanski Bartlomiej	7	-	4	11	
-	14	Kania Marcin	2	5	1	8	
-	18	Mordyl Bartlomiej	3	2	-	5	
-	4	Komenda Marcin	-	-	1	1	
-	6	Depowski Dominik	-	-	1	1	
-	3	Popiwczak Jakub	-	-	-	-	
-	9	Bienkowski Krzysztof	-	-	-	-	
Others			-	-	-	-	
Total Team			60	25	51	136	44.12



Block

Avg. by set

Rk	No	Name	Kill Blocks	Faults	Rebounds	Total Attempts	Note
1	10	Lemanski Bartlomiej	6	9	3	18	1.20
2	4	Komenda Marcin	3	2	2	7	0.60
2	14	Kania Marcin	3	3	3	9	0.60
4	13	Szymura Rafal	2	1	2	5	0.40
4	5	Halaba Pawel	2	2	1	5	0.40
6	17	Gryc Pawel	1	1	4	6	0.20
6	18	Mordyl Bartlomiej	1	1	3	5	0.20
6	11	Sliwka Aleksander	1	1	1	3	0.20
6	9	Bienkowski Krzysztof	1	2	1	4	0.20
-	3	Popiwczak Jakub	-	-	-	-	
-	6	Depowski Dominik	-	-	-	-	
-	19	Lipinski Bartlomiej	-	1	-	1	
Others			-	-	-	-	
Total Team			20	23	20	63	4.00


Match: 32 **Date:** 15.09.2015 **Spectators:** 200
City: Mexicali
Hall: Auditorio del Estado
Match duration: **Start:** 12:00 **End:** 14:15 **Total:** 2:15

Teams	Sets	1	2	3	4	5	Total
POL	3	25	30	16	25	15	111
CUB	2	20	32	25	20	12	109
Set duration		0:23	0:35	0:24	0:26	0:15	2:03



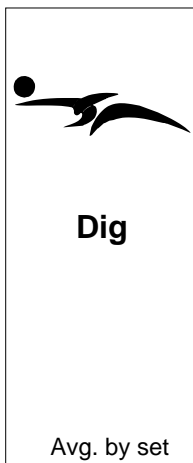
POL • Poland

Rk	No	Name	Aces	Faults	Serve Hits	Total Attempts	Note
1	10	Lemanski Bartlomiej	3	3	20	26	0.60
2	14	Kania Marcin	1	-	8	9	0.20
-	3	Popiwczak Jakub	-	-	-	-	
-	4	Komenda Marcin	-	-	13	13	
-	9	Bienkowski Krzysztof	-	-	10	10	
-	18	Mordyl Bartlomiej	-	-	4	4	
-	13	Szymura Rafal	-	1	13	14	
-	5	Halaba Pawel	-	2	7	9	
-	17	Gryc Pawel	-	3	8	11	
-	19	Lipinski Bartlomiej	-	3	5	8	
-	11	Sliwka Aleksander	-	3	3	6	
-	6	Depowski Dominik	-	1	-	1	
Others			-	-	-	-	
Total Team			4	16	91	111	0.80



Team	Opponent errors & Team faults	Aces	Faults	Total Attempts
	27	-	27	

Rk	No	Name	Digs	Faults	Receptions	Total Attempts	Note
1	13	Szymura Rafal	20	8	3	31	4.00
2	3	Popiwczak Jakub	18	10	3	31	3.60
3	5	Halaba Pawel	6	6	-	12	1.20
4	19	Lipinski Bartlomiej	5	1	2	8	1.00
4	4	Komenda Marcin	5	3	1	9	1.00
4	17	Gryc Pawel	5	4	-	9	1.00
7	10	Lemanski Bartlomiej	4	2	2	8	0.80
8	9	Bienkowski Krzysztof	3	1	1	5	0.60
9	11	Sliwka Aleksander	2	6	-	8	0.40
10	14	Kania Marcin	1	-	-	1	0.20
10	18	Mordyl Bartlomiej	1	-	-	1	0.20
-	6	Depowski Dominik	-	-	-	-	
Others			-	-	-	-	
Total Team			70	41	12	123	14.00




Match: 32 **Date:** 15.09.2015 **Spectators:** 200
City: Mexicali
Hall: Auditorio del Estado
Match duration: **Start:** 12:00 **End:** 14:15 **Total:** 2:15

Teams	Sets	1	2	3	4	5	Total
POL	3	25	30	16	25	15	111
CUB	2	20	32	25	20	12	109
Set duration		0:23	0:35	0:24	0:26	0:15	2:03




POL • Poland



Set

Avg. by set

Rk	No	Name	Running Sets	Faults	Still Sets	Total Attempts	Note
1	4	Komenda Marcin	27	-	45	72	5.40
2	9	Bienkowski Krzysztof	16	-	33	49	3.20
3	13	Szymura Rafal	1	-	2	3	0.20
3	18	Mordyl Bartlomiej	1	-	-	1	0.20
-	3	Popiwczak Jakub	-	-	3	3	
-	5	Halaba Pawel	-	-	-	-	
-	6	Depowski Dominik	-	-	-	-	
-	10	Lemanski Bartlomiej	-	-	1	1	
-	11	Sliwka Aleksander	-	-	-	-	
-	14	Kania Marcin	-	-	-	-	
-	17	Gryc Pawel	-	-	1	1	
-	19	Lipinski Bartlomiej	-	-	-	-	
Others			-	-	-	-	
Total Team			45	-	85	130	9.00



Reception

Eff. %
Limit: 25.00%


Rk	No	Name	Excellents	Faults	Serve Receptions	Total Attempts	Note
1	13	Szymura Rafal	31	1	6	38	78.95
-	3	Popiwczak Jakub	18	-	3	21	
-	5	Halaba Pawel	13	-	5	18	
-	11	Sliwka Aleksander	11	2	2	15	
-	6	Depowski Dominik	2	-	2	4	
-	14	Kania Marcin	1	1	-	2	
-	4	Komenda Marcin	-	-	-	-	
-	9	Bienkowski Krzysztof	-	-	-	-	
-	10	Lemanski Bartlomiej	-	-	-	-	
-	17	Gryc Pawel	-	-	-	-	
-	18	Mordyl Bartlomiej	-	-	-	-	
-	19	Lipinski Bartlomiej	-	-	-	-	
Others			-	-	-	-	
Total Team			76	4	18	98	73.47

Match: 32 **Date:** 15.09.2015 **Spectators:** 200
City: Mexicali
Hall: Auditorio del Estado
Match duration: **Start:** 12:00 **End:** 14:15 **Total:** 2:15

Teams	Sets	1	2	3	4	5	Total
POL	3	25	30	16	25	15	111
CUB	2	20	32	25	20	12	109
Set duration		0:23	0:35	0:24	0:26	0:15	2:03




CUB • Cuba



Spike

Succ. %
Limit: 15.00%

Rk	No	Name	Spikes	Faults	Shots	Total Attempts	Note
1	14	Uriarte M. Osmany S.	22	6	24	52	42.31
2	12	Alfonso G. Abrahan	17	8	16	41	41.46
3	2	Lopez C. Miguel A.	8	6	11	25	32.00
-	16	Sosa S. Luis T.	3	4	1	8	
-	5	Concepcion R. Javier O.	1	-	2	3	
-	1	Melgarejo Osniel L.	-	-	1	1	
-	3	Calvo M. Ricardo N.	-	-	1	1	
-	10	Gutierrez S. Miguel D.	1	-	-	1	
-	15	Goide A. Adrian E.	-	-	1	1	
-	6	Estrada M. Luis E.	-	-	-	-	
-	19	Salazar R. Lionnis	-	-	-	-	
Others			-	-	-	-	
Total Team			52	24	57	133	39.10



Block

Avg. by set

Rk	No	Name	Kill Blocks	Faults	Rebounds	Total Attempts	Note
1	5	Concepcion R. Javier O.	7	3	7	17	1.40
2	14	Uriarte M. Osmany S.	4	3	4	11	0.80
3	3	Calvo M. Ricardo N.	3	2	4	9	0.60
3	12	Alfonso G. Abrahan	3	3	-	6	0.60
5	16	Sosa S. Luis T.	2	5	3	10	0.40
6	2	Lopez C. Miguel A.	1	3	3	7	0.20
-	1	Melgarejo Osniel L.	-	-	1	1	
-	10	Gutierrez S. Miguel D.	-	-	2	2	
-	15	Goide A. Adrian E.	-	-	-	-	
-	19	Salazar R. Lionnis	-	-	1	1	
-	6	Estrada M. Luis E.	-	1	1	2	
Others			-	-	-	-	
Total Team			20	20	26	66	4.00


Match: 32 **Date:** 15.09.2015 **Spectators:** 200
City: Mexicali
Hall: Auditorio del Estado
Match duration: **Start:** 12:00 **End:** 14:15 **Total:** 2:15

Teams	Sets	1	2	3	4	5	Total
POL	3	25	30	16	25	15	111
CUB	2	20	32	25	20	12	109
Set duration		0:23	0:35	0:24	0:26	0:15	2:03




CUB • Cuba

Rk	No	Name	Aces	Faults	Serve Hits	Total Attempts	Note
1	1	Melgarejo Osniel L.	2	1	5	8	0.40
2	12	Alfonso G. Abrahan	1	1	15	17	0.20
2	2	Lopez C. Miguel A.	1	2	14	17	0.20
-	6	Estrada M. Luis E.	-	-	1	1	
-	19	Salazar R. Lionnis	-	-	-	-	
-	3	Calvo M. Ricardo N.	-	1	17	18	
-	5	Concepcion R. Javier O.	-	1	11	12	
-	16	Sosa S. Luis T.	-	2	15	17	
-	14	Uriarte M. Osmany S.	-	2	14	16	
-	15	Goide A. Adrian E.	-	1	1	2	
-	10	Gutierrez S. Miguel D.	-	1	-	1	
Others			-	-	-	-	
Total Team			4	12	93	109	0.80



Team	Opponent errors & Team faults	Aces	Faults	Total Attempts
		33	-	33

Rk	No	Name	Digs	Faults	Receptions	Total Attempts	Note
1	19	Salazar R. Lionnis	19	14	3	36	3.80
2	12	Alfonso G. Abrahan	10	9	2	21	2.00
3	14	Uriarte M. Osmany S.	9	6	3	18	1.80
4	3	Calvo M. Ricardo N.	8	6	-	14	1.60
5	2	Lopez C. Miguel A.	6	6	-	12	1.20
6	5	Concepcion R. Javier O.	4	2	-	6	0.80
6	16	Sosa S. Luis T.	4	4	1	9	0.80
8	10	Gutierrez S. Miguel D.	2	-	-	2	0.40
8	15	Goide A. Adrian E.	2	1	-	3	0.40
-	1	Melgarejo Osniel L.	-	2	1	3	
-	6	Estrada M. Luis E.	-	1	-	1	
Others			-	-	-	-	
Total Team			64	51	10	125	12.80




Match: 32 **Date:** 15.09.2015 **Spectators:** 200
City: Mexicali
Hall: Auditorio del Estado
Match duration: **Start:** 12:00 **End:** 14:15 **Total:** 2:15

Teams	Sets	1	2	3	4	5	Total
POL	3	25	30	16	25	15	111
CUB	2	20	32	25	20	12	109
Set duration		0:23	0:35	0:24	0:26	0:15	2:03




CUB • Cuba



Set

Avg. by set

Rk	No	Name	Running Sets	Faults	Still Sets	Total Attempts	Note
1	3	Calvo M. Ricardo N.	36	-	81	117	7.20
-	1	Melgarejo Osniel L.	-	-	-	-	
-	2	Lopez C. Miguel A.	-	-	1	1	
-	5	Concepcion R. Javier O.	-	-	2	2	
-	6	Estrada M. Luis E.	-	-	-	-	
-	10	Gutierrez S. Miguel D.	-	-	-	-	
-	12	Alfonso G. Abrahan	-	-	1	1	
-	14	Uriarte M. Osmany S.	-	-	1	1	
-	15	Goide A. Adrian E.	-	-	-	-	
-	16	Sosa S. Luis T.	-	-	1	1	
-	19	Salazar R. Lionnis	-	-	4	4	
Others			-	-	-	-	
Total Team			36	-	91	127	7.20



Reception

Eff. %
Limit: 25.00%

Rk	No	Name	Excellents	Faults	Serve Receptions	Total Attempts	Note
1	14	Uriarte M. Osmany S.	35	2	6	43	76.74
2	12	Alfonso G. Abrahan	15	-	11	26	57.69
-	19	Salazar R. Lionnis	19	1	3	23	
-	1	Melgarejo Osniel L.	1	1	1	3	
-	2	Lopez C. Miguel A.	-	-	-	-	
-	3	Calvo M. Ricardo N.	-	-	-	-	
-	5	Concepcion R. Javier O.	-	-	-	-	
-	6	Estrada M. Luis E.	-	-	-	-	
-	10	Gutierrez S. Miguel D.	-	-	-	-	
-	15	Goide A. Adrian E.	-	-	-	-	
-	16	Sosa S. Luis T.	-	-	-	-	
Others			-	-	-	-	
Total Team			70	4	21	95	69.47