

**Match:** 23 **Date:** 13.09.2015 **Spectators:** 1'750  
**City:** Tijuana  
**Hall:** HPC  
**Match duration:** Start: 19:00 End: 20:21 Total: 1:21

Teams	Sets	1	2	3	4	5	Total
<b>CAN</b>	<b>3</b>	25	25	25			75
<b>MEX</b>	<b>0</b>	17	20	20			57
<b>Set duration</b>		0:23	0:20	0:26			1:09



### CAN • Canada



**Spike**

Succ. %  
Limit: 15.00%

Rk	No	Name	Spikes	Faults	Shots	Total Attempts	Note
1	6	Nickifor Ryan	16	3	6	25	64.00
2	5	Coleman Lucas	9	1	5	15	60.00
3	2	Koppers Brandon	6	4	10	20	30.00
-	13	Chambers Arran	2	2	1	5	
-	15	Regehr Joel	3	-	-	3	
-	1	Chancy Gabriel	-	-	1	1	
-	4	Scheerhoorn Blake	-	-	-	-	
-	7	Szwarc Arthur	-	-	-	-	
-	8	Richards Andrew	-	-	-	-	
-	9	Riopel Olivier	-	-	-	-	
-	10	Keturakis Byron	-	-	-	-	
-	14	West Keith	-	-	-	-	
<b>Others</b>			-	-	-	-	
<b>Total Team</b>			36	10	23	69	52.17



**Block**

Avg. by set

Rk	No	Name	Kill Blocks	Faults	Rebounds	Total Attempts	Note
1	2	Koppers Brandon	3	1	3	7	1.00
2	6	Nickifor Ryan	2	1	1	4	0.67
2	13	Chambers Arran	2	3	5	10	0.67
-	4	Scheerhoorn Blake	-	-	-	-	
-	7	Szwarc Arthur	-	-	-	-	
-	8	Richards Andrew	-	-	-	-	
-	9	Riopel Olivier	-	-	-	-	
-	10	Keturakis Byron	-	-	-	-	
-	14	West Keith	-	-	-	-	
-	1	Chancy Gabriel	-	5	7	12	
-	5	Coleman Lucas	-	2	-	2	
-	15	Regehr Joel	-	3	-	3	
<b>Others</b>			-	-	-	-	
<b>Total Team</b>			7	15	16	38	2.33


Match: 23 Date: 13.09.2015 Spectators: 1'750  
 City: Tijuana  
 Hall: HPC  
 Match duration: Start: 19:00 End: 20:21 Total: 1:21

Teams	Sets	1	2	3	4	5	Total
CAN	3	25	25	25			75
MEX	0	17	20	20			57
Set duration		0:23	0:20	0:26			1:09



## CAN • Canada

Rk	No	Name	Aces	Faults	Serve Hits	Total Attempts	Note
1	6	Nickifor Ryan	5	3	5	13	1.67
2	13	Chambers Arran	1	1	9	11	0.33
-	1	Chancy Gabriel	-	-	8	8	
-	4	Scheerhoorn Blake	-	-	-	-	
-	7	Szwarc Arthur	-	-	-	-	
-	8	Richards Andrew	-	-	-	-	
-	9	Riopel Olivier	-	-	-	-	
-	10	Keturakis Byron	-	-	-	-	
-	14	West Keith	-	-	-	-	
-	15	Regehr Joel	-	-	19	19	
-	5	Coleman Lucas	-	2	9	11	
-	2	Koppers Brandon	-	4	7	11	
Others			-	-	-	-	
<b>Total Team</b>			6	10	57	73	2.00




**Serve**

Avg. by set

Team	Opponent errors & Team faults	Aces	Faults	Total Attempts
		26	8	34

Rk	No	Name	Digs	Faults	Receptions	Total Attempts	Note
1	8	Richards Andrew	10	1	2	13	3.33
2	5	Coleman Lucas	7	2	8	17	2.33
3	6	Nickifor Ryan	3	-	4	7	1.00
3	13	Chambers Arran	3	-	-	3	1.00
5	2	Koppers Brandon	1	1	4	6	0.33
5	1	Chancy Gabriel	1	7	7	15	0.33
-	4	Scheerhoorn Blake	-	-	-	-	
-	7	Szwarc Arthur	-	-	-	-	
-	9	Riopel Olivier	-	-	-	-	
-	10	Keturakis Byron	-	-	-	-	
-	14	West Keith	-	-	-	-	
-	15	Regehr Joel	-	2	5	7	
Others			-	-	-	-	
<b>Total Team</b>			25	13	30	68	8.33



**Dig**

Avg. by set



**Match:** 23 **Date:** 13.09.2015 **Spectators:** 1'750  
**City:** Tijuana  
**Hall:** HPC  
**Match duration:** Start: 19:00 End: 20:21 Total: 1:21

Teams	Sets	1	2	3	4	5	Total
<b>CAN</b>	<b>3</b>	25	25	25			75
<b>MEX</b>	<b>0</b>	17	20	20			57
<b>Set duration</b>		0:23	0:20	0:26			1:09



### CAN • Canada



**Set**

Avg. by set

Rk	No	Name	Running Sets	Faults	Still Sets	Total Attempts	Note
1	1	Chancy Gabriel	19	-	37	56	6.33
-	2	Koppers Brandon	-	-	-	-	
-	4	Scheerhoorn Blake	-	-	-	-	
-	5	Coleman Lucas	-	-	-	-	
-	6	Nickifor Ryan	-	-	-	-	
-	7	Szwarc Arthur	-	-	-	-	
-	8	Richards Andrew	-	-	-	-	
-	9	Riopel Olivier	-	-	-	-	
-	10	Keturakis Byron	-	-	-	-	
-	13	Chambers Arran	-	-	1	1	
-	14	West Keith	-	-	-	-	
-	15	Regehr Joel	-	-	-	-	
<b>Others</b>			-	-	-	-	
<b>Total Team</b>			19	-	38	57	6.33



**Reception**

Eff. %  
Limit: 25.00%


Rk	No	Name	Excellents	Faults	Serve Receptions	Total Attempts	Note
1	2	Koppers Brandon	10	-	8	18	55.56
2	8	Richards Andrew	8	1	5	14	50.00
3	5	Coleman Lucas	5	-	6	11	45.45
-	6	Nickifor Ryan	-	-	1	1	
-	1	Chancy Gabriel	-	-	-	-	
-	4	Scheerhoorn Blake	-	-	-	-	
-	7	Szwarc Arthur	-	-	-	-	
-	9	Riopel Olivier	-	-	-	-	
-	10	Keturakis Byron	-	-	-	-	
-	13	Chambers Arran	-	-	-	-	
-	14	West Keith	-	-	-	-	
-	15	Regehr Joel	-	-	-	-	
<b>Others</b>			-	-	-	-	
<b>Total Team</b>			23	1	20	44	50.00

**Match:** 23 **Date:** 13.09.2015 **Spectators:** 1'750  
**City:** Tijuana  
**Hall:** HPC  
**Match duration:** Start: 19:00 End: 20:21 Total: 1:21

Teams	Sets	1	2	3	4	5	Total
<b>CAN</b>	<b>3</b>	25	25	25			75
<b>MEX</b>	<b>0</b>	17	20	20			57
<b>Set duration</b>		0:23	0:20	0:26			1:09




### MEX • Mexico



**Spike**

Succ. %  
Limit: 15.00%

Rk	No	Name	Spikes	Faults	Shots	Total Attempts	Note
1	10	Ugalde Campo Enrique	6	1	5	12	50.00
2	13	Martinez Alan Gabriel	6	2	6	14	42.86
3	6	Garay Nava Ridl Alexis	9	8	11	28	32.14
-	11	Cruz Ibarra Bruno	4	2	3	9	
-	17	Bojorquez Luis Gerardo	3	-	3	6	
-	2	Noriega Enrique	1	1	2	4	
-	3	Castro Sebastian	2	-	-	2	
-	15	Aranda Christian	-	-	1	1	
-	5	Estrella Cervantes Jaime Fernando	-	-	-	-	
-	7	Frias Flores Yostin	-	-	-	-	
-	8	Martinez Joshua	-	-	-	-	
-	9	Olvera Sanchez Francisco Eduardo	-	-	-	-	
<b>Others</b>			-	-	-	-	
<b>Total Team</b>			31	14	31	76	40.79



**Block**

Avg. by set

Rk	No	Name	Kill Blocks	Faults	Rebounds	Total Attempts	Note
1	17	Bojorquez Luis Gerardo	2	3	4	9	0.67
2	6	Garay Nava Ridl Alexis	1	-	2	3	0.33
2	2	Noriega Enrique	1	1	3	5	0.33
2	13	Martinez Alan Gabriel	1	2	1	4	0.33
-	3	Castro Sebastian	-	-	1	1	
-	5	Estrella Cervantes Jaime Fernando	-	-	-	-	
-	7	Frias Flores Yostin	-	-	-	-	
-	8	Martinez Joshua	-	-	-	-	
-	9	Olvera Sanchez Francisco Eduardo	-	-	-	-	
-	15	Aranda Christian	-	-	-	-	
-	11	Cruz Ibarra Bruno	-	2	2	4	
-	10	Ugalde Campo Enrique	-	3	1	4	
<b>Others</b>			-	-	-	-	
<b>Total Team</b>			5	11	14	30	1.67

**Match:** 23 **Date:** 13.09.2015 **Spectators:** 1'750  
**City:** Tijuana  
**Hall:** HPC  
**Match duration:** Start: 19:00 End: 20:21 Total: 1:21

Teams	Sets	1	2	3	4	5	Total
<b>CAN</b>	<b>3</b>	25	25	25			<b>75</b>
<b>MEX</b>	<b>0</b>	17	20	20			<b>57</b>
<b>Set duration</b>		0:23	0:20	0:26			1:09



## MEX • Mexico

Rk	No	Name	Aces	Faults	Serve Hits	Total Attempts	Note
1	13	Martinez Alan Gabriel	2	2	6	10	0.67
2	6	Garay Nava Ridl Alexis	1	1	10	12	0.33
-	5	Estrella Cervantes Jaime Fernando	-	-	-	-	
-	7	Frias Flores Yostin	-	-	-	-	
-	8	Martinez Joshua	-	-	-	-	
-	15	Aranda Christian	-	-	1	1	
-	2	Noriega Enrique	-	1	9	10	
-	3	Castro Sebastian	-	1	8	9	
-	11	Cruz Ibarra Bruno	-	1	3	4	
-	17	Bojorquez Luis Gerardo	-	2	4	6	
-	10	Ugalde Campo Enrique	-	3	2	5	
-	9	Olvera Sanchez Francisco Eduardo	-	2	-	2	
<b>Others</b>			-	-	-	-	
<b>Total Team</b>			<b>3</b>	<b>13</b>	<b>43</b>	<b>59</b>	<b>1.00</b>

**Serve**

Avg. by set

Team	Opponent errors & Team faults	Aces	Faults	Total Attempts
		18	9	27

Rk	No	Name	Digs	Faults	Receptions	Total Attempts	Note
1	5	Estrella Cervantes Jaime Fernando	5	6	10	21	1.67
1	13	Martinez Alan Gabriel	5	4	1	10	1.67
3	3	Castro Sebastian	3	1	7	11	1.00
3	2	Noriega Enrique	3	1	3	7	1.00
3	11	Cruz Ibarra Bruno	3	1	-	4	1.00
6	10	Ugalde Campo Enrique	2	3	5	10	0.67
6	17	Bojorquez Luis Gerardo	2	2	1	5	0.67
-	7	Frias Flores Yostin	-	-	-	-	
-	8	Martinez Joshua	-	-	-	-	
-	9	Olvera Sanchez Francisco Eduardo	-	-	-	-	
-	6	Garay Nava Ridl Alexis	-	4	4	8	
-	15	Aranda Christian	-	1	-	1	
<b>Others</b>			-	-	-	-	
<b>Total Team</b>			<b>23</b>	<b>23</b>	<b>31</b>	<b>77</b>	<b>7.67</b>

**Dig**

Avg. by set



**Match:** 23 **Date:** 13.09.2015 **Spectators:** 1'750  
**City:** Tijuana  
**Hall:** HPC  
**Match duration:** Start: 19:00 End: 20:21 Total: 1:21

Teams	Sets	1	2	3	4	5	Total
<b>CAN</b>	<b>3</b>	25	25	25			75
<b>MEX</b>	<b>0</b>	17	20	20			57
<b>Set duration</b>		0:23	0:20	0:26			1:09

### MEX • Mexico

**Set**

Avg. by set

Rk	No	Name	Running Sets	Faults	Still Sets	Total Attempts	Note
1	3	Castro Sebastian	15	1	33	49	5.00
2	15	Aranda Christian	4	-	8	12	1.33
-	2	Noriega Enrique	-	-	-	-	
-	5	Estrella Cervantes Jaime Fernando	-	-	-	-	
-	6	Garay Nava Ridl Alexis	-	-	1	1	
-	7	Frias Flores Yostin	-	-	-	-	
-	8	Martinez Joshua	-	-	-	-	
-	9	Olvera Sanchez Francisco Eduardo	-	-	-	-	
-	10	Ugalde Campo Enrique	-	-	-	-	
-	11	Cruz Ibarra Bruno	-	-	-	-	
-	13	Martinez Alan Gabriel	-	-	-	-	
-	17	Bojorquez Luis Gerardo	-	-	1	1	
<b>Others</b>			-	-	-	-	
<b>Total Team</b>			19	1	43	63	6.33

**Reception**

Eff. %  
Limit: 25.00%

Rk	No	Name	Excellents	Faults	Serve Receptions	Total Attempts	Note
1	5	Estrella Cervantes Jaime Fernando	5	2	18	25	12.00
-	11	Cruz Ibarra Bruno	3	-	10	13	
-	10	Ugalde Campo Enrique	4	-	8	12	
-	13	Martinez Alan Gabriel	6	2	3	11	
-	2	Noriega Enrique	-	-	-	-	
-	3	Castro Sebastian	-	-	-	-	
-	6	Garay Nava Ridl Alexis	-	-	-	-	
-	7	Frias Flores Yostin	-	-	-	-	
-	8	Martinez Joshua	-	-	-	-	
-	9	Olvera Sanchez Francisco Eduardo	-	-	-	-	
-	15	Aranda Christian	-	-	-	-	
-	17	Bojorquez Luis Gerardo	-	-	-	-	
<b>Others</b>			-	-	-	-	
<b>Total Team</b>			18	4	39	61	22.95

