


**Match:** 22 **Date:** 13.09.2015 **Spectators:** 1'500  
**City:** Mexicali  
**Hall:** Auditorio del Estado  
**Match duration:** **Start:** 17:45 **End:** 19:46 **Total:** 2:01

| Teams               | Sets     | 1    | 2    | 3    | 4    | 5 | Total |
|---------------------|----------|------|------|------|------|---|-------|
| <b>JPN</b>          | <b>1</b> | 20   | 25   | 28   | 12   |   | 85    |
| <b>ITA</b>          | <b>3</b> | 25   | 23   | 30   | 25   |   | 103   |
| <b>Set duration</b> |          | 0:24 | 0:33 | 0:34 | 0:21 |   | 1:52  |


### JPN • Japan



**Spike**

Succ. %  
Limit: 15.00%

| Rk                | No | Name             | Spikes | Faults | Shots | Total Attempts | Note  |
|-------------------|----|------------------|--------|--------|-------|----------------|-------|
| 1                 | 4  | Kumakura Ataru   | 10     | 3      | 10    | 23             | 43.48 |
| 2                 | 6  | Takanashi Kenta  | 8      | 3      | 8     | 19             | 42.11 |
| 3                 | 10 | Higuchi Yuki     | 10     | 5      | 23    | 38             | 26.32 |
| -                 | 8  | Onodera Taishi   | 5      | 2      | 5     | 12             |       |
| -                 | 9  | Otake Issei      | 3      | 3      | 5     | 11             |       |
| -                 | 5  | Yamazaki Takaya  | 3      | 2      | 2     | 7              |       |
| -                 | 12 | Eiro Motoki      | 1      | 1      | -     | 2              |       |
| -                 | 1  | Hisahara Tsubasa | -      | -      | -     | -              |       |
| -                 | 2  | Goto Hiroki      | -      | -      | -     | -              |       |
| -                 | 3  | Kamiya Yuhi      | -      | -      | -     | -              |       |
| -                 | 7  | Fujinaka Yuto    | -      | -      | -     | -              |       |
| -                 | 11 | Sakai Keisuke    | -      | -      | -     | -              |       |
| <b>Others</b>     |    |                  | -      | -      | -     | -              |       |
| <b>Total Team</b> |    |                  | 40     | 19     | 53    | 112            | 35.71 |



**Block**

Avg. by set


| Rk                | No | Name             | Kill Blocks | Faults | Rebounds | Total Attempts | Note |
|-------------------|----|------------------|-------------|--------|----------|----------------|------|
| 1                 | 8  | Onodera Taishi   | 5           | 5      | 4        | 14             | 1.25 |
| 2                 | 4  | Kumakura Ataru   | 4           | 2      | 1        | 7              | 1.00 |
| 3                 | 10 | Higuchi Yuki     | 2           | 1      | 3        | 6              | 0.50 |
| -                 | 1  | Hisahara Tsubasa | -           | -      | -        | -              |      |
| -                 | 2  | Goto Hiroki      | -           | -      | -        | -              |      |
| -                 | 3  | Kamiya Yuhi      | -           | -      | -        | -              |      |
| -                 | 6  | Takanashi Kenta  | -           | -      | 1        | 1              |      |
| -                 | 7  | Fujinaka Yuto    | -           | -      | -        | -              |      |
| -                 | 11 | Sakai Keisuke    | -           | -      | -        | -              |      |
| -                 | 12 | Eiro Motoki      | -           | 6      | 7        | 13             |      |
| -                 | 5  | Yamazaki Takaya  | -           | 7      | -        | 7              |      |
| -                 | 9  | Otake Issei      | -           | 1      | -        | 1              |      |
| <b>Others</b>     |    |                  | -           | -      | -        | -              |      |
| <b>Total Team</b> |    |                  | 11          | 22     | 16       | 49             | 2.75 |

**Match:** 22 **Date:** 13.09.2015 **Spectators:** 1'500  
**City:** Mexicali  
**Hall:** Auditorio del Estado  
**Match duration:** **Start:** 17:45 **End:** 19:46 **Total:** 2:01

| Teams               | Sets     | 1    | 2    | 3    | 4    | 5 | Total |
|---------------------|----------|------|------|------|------|---|-------|
| <b>JPN</b>          | <b>1</b> | 20   | 25   | 28   | 12   |   | 85    |
| <b>ITA</b>          | <b>3</b> | 25   | 23   | 30   | 25   |   | 103   |
| <b>Set duration</b> |          | 0:24 | 0:33 | 0:34 | 0:21 |   | 1:52  |



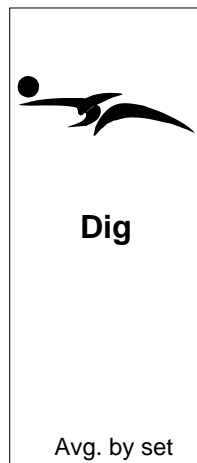
## JPN • Japan



| Rk                | No | Name             | Aces | Faults | Serve Hits | Total Attempts | Note |
|-------------------|----|------------------|------|--------|------------|----------------|------|
| 1                 | 10 | Higuchi Yuki     | 1    | 4      | 11         | 16             | 0.25 |
| 1                 | 12 | Eiro Motoki      | 1    | 3      | 8          | 12             | 0.25 |
| -                 | 1  | Hisahara Tsubasa | -    | -      | -          | -              |      |
| -                 | 3  | Kamiya Yuhi      | -    | -      | -          | -              |      |
| -                 | 7  | Fujinaka Yuto    | -    | -      | -          | -              |      |
| -                 | 8  | Onodera Taishi   | -    | -      | 7          | 7              |      |
| -                 | 11 | Sakai Keisuke    | -    | -      | 4          | 4              |      |
| -                 | 6  | Takanashi Kenta  | -    | 1      | 9          | 10             |      |
| -                 | 9  | Otake Issei      | -    | 1      | 8          | 9              |      |
| -                 | 2  | Goto Hiroki      | -    | 2      | 2          | 4              |      |
| -                 | 4  | Kumakura Ataru   | -    | 6      | 5          | 11             |      |
| -                 | 5  | Yamazaki Takaya  | -    | 8      | 5          | 13             |      |
| <b>Others</b>     |    |                  | -    | -      | -          | -              |      |
| <b>Total Team</b> |    |                  | 2    | 25     | 59         | 86             | 0.50 |

**Team**

|                               |    |   |    |
|-------------------------------|----|---|----|
| Opponent errors & Team faults | 32 | - | 32 |
|-------------------------------|----|---|----|




| Rk                | No | Name             | Digs | Faults | Receptions | Total Attempts | Note |
|-------------------|----|------------------|------|--------|------------|----------------|------|
| 1                 | 7  | Fujinaka Yuto    | 12   | 6      | 5          | 23             | 3.00 |
| 2                 | 8  | Onodera Taishi   | 5    | -      | 5          | 10             | 1.25 |
| 3                 | 6  | Takanashi Kenta  | 4    | 3      | 7          | 14             | 1.00 |
| 3                 | 10 | Higuchi Yuki     | 4    | 5      | 7          | 16             | 1.00 |
| 3                 | 12 | Eiro Motoki      | 4    | 7      | 3          | 14             | 1.00 |
| 6                 | 4  | Kumakura Ataru   | 3    | 4      | 4          | 11             | 0.75 |
| -                 | 1  | Hisahara Tsubasa | -    | -      | -          | -              |      |
| -                 | 3  | Kamiya Yuhi      | -    | -      | -          | -              |      |
| -                 | 11 | Sakai Keisuke    | -    | -      | -          | -              |      |
| -                 | 9  | Otake Issei      | -    | 2      | 5          | 7              |      |
| -                 | 2  | Goto Hiroki      | -    | 1      | 1          | 2              |      |
| -                 | 5  | Yamazaki Takaya  | -    | 2      | -          | 2              |      |
| <b>Others</b>     |    |                  | -    | -      | -          | -              |      |
| <b>Total Team</b> |    |                  | 32   | 30     | 37         | 99             | 8.00 |

**Match:** 22 **Date:** 13.09.2015 **Spectators:** 1'500  
**City:** Mexicali  
**Hall:** Auditorio del Estado  
**Match duration:** Start: 17:45 End: 19:46 Total: 2:01


| Teams               | Sets     | 1    | 2    | 3    | 4    | 5 | Total |
|---------------------|----------|------|------|------|------|---|-------|
| <b>JPN</b>          | <b>1</b> | 20   | 25   | 28   | 12   |   | 85    |
| <b>ITA</b>          | <b>3</b> | 25   | 23   | 30   | 25   |   | 103   |
| <b>Set duration</b> |          | 0:24 | 0:33 | 0:34 | 0:21 |   | 1:52  |



### JPN • Japan

  
**Set**  
  
 Avg. by set

| Rk                | No | Name             | Running Sets | Faults | Still Sets | Total Attempts | Note |
|-------------------|----|------------------|--------------|--------|------------|----------------|------|
| 1                 | 12 | Eiro Motoki      | 26           | 3      | 68         | 97             | 6.50 |
| -                 | 1  | Hisahara Tsubasa | -            | -      | -          | -              |      |
| -                 | 2  | Goto Hiroki      | -            | -      | -          | -              |      |
| -                 | 3  | Kamiya Yuhi      | -            | -      | -          | -              |      |
| -                 | 4  | Kumakura Ataru   | -            | -      | 4          | 4              |      |
| -                 | 5  | Yamazaki Takaya  | -            | -      | -          | -              |      |
| -                 | 6  | Takanashi Kenta  | -            | -      | 2          | 2              |      |
| -                 | 7  | Fujinaka Yuto    | -            | -      | 4          | 4              |      |
| -                 | 8  | Onodera Taishi   | -            | -      | -          | -              |      |
| -                 | 9  | Otake Issei      | -            | -      | 1          | 1              |      |
| -                 | 10 | Higuchi Yuki     | -            | -      | -          | -              |      |
| -                 | 11 | Sakai Keisuke    | -            | -      | 6          | 6              |      |
| <b>Others</b>     |    |                  | -            | -      | -          | -              |      |
| <b>Total Team</b> |    |                  | 26           | 3      | 85         | 114            | 6.50 |

  
**Reception**  
  
 Eff. %  
 Limit: 25.00%

| Rk                | No | Name             | Excellents | Faults | Serve Receptions | Total Attempts | Note  |
|-------------------|----|------------------|------------|--------|------------------|----------------|-------|
| 1                 | 4  | Kumakura Ataru   | 19         | 1      | 9                | 29             | 62.07 |
| 2                 | 7  | Fujinaka Yuto    | 27         | 2      | 16               | 45             | 55.56 |
| -                 | 10 | Higuchi Yuki     | 5          | -      | 2                | 7              |       |
| -                 | 1  | Hisahara Tsubasa | 2          | -      | -                | 2              |       |
| -                 | 8  | Onodera Taishi   | 2          | -      | -                | 2              |       |
| -                 | 12 | Eiro Motoki      | -          | -      | 1                | 1              |       |
| -                 | 2  | Goto Hiroki      | -          | -      | -                | -              |       |
| -                 | 3  | Kamiya Yuhi      | -          | -      | -                | -              |       |
| -                 | 5  | Yamazaki Takaya  | -          | -      | -                | -              |       |
| -                 | 9  | Otake Issei      | -          | -      | -                | -              |       |
| -                 | 11 | Sakai Keisuke    | -          | -      | -                | -              |       |
| -                 | 6  | Takanashi Kenta  | -          | 1      | -                | 1              |       |
| <b>Others</b>     |    |                  | -          | -      | -                | -              |       |
| <b>Total Team</b> |    |                  | 55         | 4      | 28               | 87             | 58.62 |

**Match:** 22 **Date:** 13.09.2015 **Spectators:** 1'500  
**City:** Mexicali  
**Hall:** Auditorio del Estado  
**Match duration:** **Start:** 17:45 **End:** 19:46 **Total:** 2:01

| Teams               | Sets | 1    | 2    | 3    | 4    | 5 | Total |
|---------------------|------|------|------|------|------|---|-------|
| JPN                 | 1    | 20   | 25   | 28   | 12   |   | 85    |
| ITA                 | 3    | 25   | 23   | 30   | 25   |   | 103   |
| <b>Set duration</b> |      | 0:24 | 0:33 | 0:34 | 0:21 |   | 1:52  |




**Spike**

Succ. %  
Limit: 15.00%

| Rk                | No | Name                 | Spikes | Faults | Shots | Total Attempts | Note  |
|-------------------|----|----------------------|--------|--------|-------|----------------|-------|
| 1                 | 10 | Mazzone Tiziano      | 12     | -      | 4     | 16             | 75.00 |
| 2                 | 5  | Cavuto Oreste        | 10     | 4      | 10    | 24             | 41.67 |
| 3                 | 15 | Argenta Andrea       | 9      | 8      | 14    | 31             | 29.03 |
| -                 | 14 | Milan Sebastiano     | 2      | 3      | 3     | 8              |       |
| -                 | 12 | Galassi Gianluca     | 4      | 1      | 1     | 6              |       |
| -                 | 1  | Polo Alberto         | 4      | 1      | -     | 5              |       |
| -                 | 17 | Pierotti Marco       | 2      | 1      | 1     | 4              |       |
| -                 | 2  | Vitelli Marco        | -      | 3      | 1     | 4              |       |
| -                 | 16 | Sbertoli Riccardo    | 1      | -      | -     | 1              |       |
| -                 | 3  | Zoppellari Francesco | -      | -      | -     | -              |       |
| -                 | 6  | Raffaelli Giacomo    | -      | -      | -     | -              |       |
| -                 | 7  | Balaso Fabio         | -      | -      | -     | -              |       |
| <b>Others</b>     |    |                      | -      | -      | -     | -              |       |
| <b>Total Team</b> |    |                      | 44     | 21     | 34    | 99             | 44.44 |



**Block**

Avg. by set

| Rk                | No | Name                 | Kill Blocks | Faults | Rebounds | Total Attempts | Note |
|-------------------|----|----------------------|-------------|--------|----------|----------------|------|
| 1                 | 1  | Polo Alberto         | 4           | 3      | 6        | 13             | 1.00 |
| 1                 | 15 | Argenta Andrea       | 4           | 3      | 3        | 10             | 1.00 |
| 3                 | 12 | Galassi Gianluca     | 2           | 2      | 3        | 7              | 0.50 |
| 4                 | 10 | Mazzone Tiziano      | 1           | 3      | 3        | 7              | 0.25 |
| 4                 | 5  | Cavuto Oreste        | 1           | 6      | 3        | 10             | 0.25 |
| 4                 | 16 | Sbertoli Riccardo    | 1           | 3      | 1        | 5              | 0.25 |
| -                 | 2  | Vitelli Marco        | -           | -      | 3        | 3              |      |
| -                 | 3  | Zoppellari Francesco | -           | -      | -        | -              |      |
| -                 | 6  | Raffaelli Giacomo    | -           | -      | -        | -              |      |
| -                 | 7  | Balaso Fabio         | -           | -      | -        | -              |      |
| -                 | 14 | Milan Sebastiano     | -           | 1      | 2        | 3              |      |
| -                 | 17 | Pierotti Marco       | -           | 2      | 1        | 3              |      |
| <b>Others</b>     |    |                      | -           | -      | -        | -              |      |
| <b>Total Team</b> |    |                      | 13          | 23     | 25       | 61             | 3.25 |

**Match:** 22 **Date:** 13.09.2015 **Spectators:** 1'500  
**City:** Mexicali  
**Hall:** Auditorio del Estado  
**Match duration:** **Start:** 17:45 **End:** 19:46 **Total:** 2:01

| Teams               | Sets | 1    | 2    | 3    | 4    | 5 | Total |
|---------------------|------|------|------|------|------|---|-------|
| JPN                 | 1    | 20   | 25   | 28   | 12   |   | 85    |
| ITA                 | 3    | 25   | 23   | 30   | 25   |   | 103   |
| <b>Set duration</b> |      | 0:24 | 0:33 | 0:34 | 0:21 |   | 1:52  |

## ITA • Italy

| Rk                | No | Name                 | Aces | Faults | Serve Hits | Total Attempts | Note |
|-------------------|----|----------------------|------|--------|------------|----------------|------|
| 1                 | 2  | Vitelli Marco        | 1    | 1      | 9          | 11             | 0.25 |
| 1                 | 10 | Mazzone Tiziano      | 1    | 1      | 6          | 8              | 0.25 |
| 1                 | 12 | Galassi Gianluca     | 1    | 2      | 8          | 11             | 0.25 |
| 1                 | 5  | Cavuto Oreste        | 1    | 4      | 7          | 12             | 0.25 |
| -                 | 6  | Raffaelli Giacomo    | -    | -      | -          | -              |      |
| -                 | 7  | Balaso Fabio         | -    | -      | -          | -              |      |
| -                 | 14 | Milan Sebastiano     | -    | -      | 3          | 3              |      |
| -                 | 17 | Pierotti Marco       | -    | -      | 4          | 4              |      |
| -                 | 1  | Polo Alberto         | -    | 2      | 17         | 19             |      |
| -                 | 16 | Sbertoli Riccardo    | -    | 3      | 19         | 22             |      |
| -                 | 15 | Argenta Andrea       | -    | 1      | 6          | 7              |      |
| -                 | 3  | Zoppellari Francesco | -    | 1      | 4          | 5              |      |
| <b>Others</b>     |    |                      | -    | -      | -          | -              |      |
| <b>Total Team</b> |    |                      | 4    | 15     | 83         | 102            | 1.00 |

| Team | Opponent errors & Team faults | Aces | Faults | Total Attempts |
|------|-------------------------------|------|--------|----------------|
|      |                               | 42   | -      | 42             |


| Rk                | No | Name                 | Digs | Faults | Receptions | Total Attempts | Note |
|-------------------|----|----------------------|------|--------|------------|----------------|------|
| 1                 | 7  | Balaso Fabio         | 14   | 6      | 6          | 26             | 3.50 |
| 2                 | 10 | Mazzone Tiziano      | 7    | 3      | 1          | 11             | 1.75 |
| 3                 | 16 | Sbertoli Riccardo    | 6    | 3      | 3          | 12             | 1.50 |
| 4                 | 15 | Argenta Andrea       | 5    | 3      | 1          | 9              | 1.25 |
| 5                 | 12 | Galassi Gianluca     | 1    | -      | 3          | 4              | 0.25 |
| 5                 | 5  | Cavuto Oreste        | 1    | 4      | 7          | 12             | 0.25 |
| 5                 | 2  | Vitelli Marco        | 1    | 1      | -          | 2              | 0.25 |
| 5                 | 17 | Pierotti Marco       | 1    | 2      | 1          | 4              | 0.25 |
| -                 | 3  | Zoppellari Francesco | -    | -      | 5          | 5              |      |
| -                 | 6  | Raffaelli Giacomo    | -    | -      | -          | -              |      |
| -                 | 14 | Milan Sebastiano     | -    | -      | 1          | 1              |      |
| -                 | 1  | Polo Alberto         | -    | 1      | 2          | 3              |      |
| <b>Others</b>     |    |                      | -    | -      | -          | -              |      |
| <b>Total Team</b> |    |                      | 36   | 23     | 30         | 89             | 9.00 |

**Match:** 22 **Date:** 13.09.2015 **Spectators:** 1'500  
**City:** Mexicali  
**Hall:** Auditorio del Estado  
**Match duration:** **Start:** 17:45 **End:** 19:46 **Total:** 2:01

| Teams               | Sets | 1    | 2    | 3    | 4    | 5 | Total |
|---------------------|------|------|------|------|------|---|-------|
| JPN                 | 1    | 20   | 25   | 28   | 12   |   | 85    |
| ITA                 | 3    | 25   | 23   | 30   | 25   |   | 103   |
| <b>Set duration</b> |      | 0:24 | 0:33 | 0:34 | 0:21 |   | 1:52  |




### ITA • Italy



**Set**

Avg. by set

| Rk                | No | Name                 | Running Sets | Faults | Still Sets | Total Attempts | Note |
|-------------------|----|----------------------|--------------|--------|------------|----------------|------|
| 1                 | 16 | Sbertoli Riccardo    | 23           | 1      | 48         | 72             | 5.75 |
| 2                 | 3  | Zoppellari Francesco | 3            | -      | 9          | 12             | 0.75 |
| -                 | 1  | Polo Alberto         | -            | -      | 2          | 2              |      |
| -                 | 2  | Vitelli Marco        | -            | -      | -          | -              |      |
| -                 | 5  | Cavuto Oreste        | -            | -      | 1          | 1              |      |
| -                 | 6  | Raffaelli Giacomo    | -            | -      | -          | -              |      |
| -                 | 7  | Balaso Fabio         | -            | -      | 5          | 5              |      |
| -                 | 10 | Mazzone Tiziano      | -            | -      | 1          | 1              |      |
| -                 | 12 | Galassi Gianluca     | -            | -      | 1          | 1              |      |
| -                 | 14 | Milan Sebastiano     | -            | -      | -          | -              |      |
| -                 | 15 | Argenta Andrea       | -            | -      | -          | -              |      |
| -                 | 17 | Pierotti Marco       | -            | -      | 1          | 1              |      |
| <b>Others</b>     |    |                      | -            | -      | -          | -              |      |
| <b>Total Team</b> |    |                      | 26           | 1      | 68         | 95             | 6.50 |



**Reception**

Eff. %  
Limit: 25.00%

| Rk                | No | Name                 | Excellents | Faults | Serve Receptions | Total Attempts | Note  |
|-------------------|----|----------------------|------------|--------|------------------|----------------|-------|
| 1                 | 10 | Mazzone Tiziano      | 14         | 2      | 8                | 24             | 50.00 |
| -                 | 5  | Cavuto Oreste        | 10         | -      | 5                | 15             |       |
| -                 | 7  | Balaso Fabio         | 10         | -      | 3                | 13             |       |
| -                 | 17 | Pierotti Marco       | 6          | -      | 3                | 9              |       |
| -                 | 1  | Polo Alberto         | -          | -      | -                | -              |       |
| -                 | 2  | Vitelli Marco        | -          | -      | -                | -              |       |
| -                 | 3  | Zoppellari Francesco | -          | -      | -                | -              |       |
| -                 | 6  | Raffaelli Giacomo    | -          | -      | -                | -              |       |
| -                 | 12 | Galassi Gianluca     | -          | -      | -                | -              |       |
| -                 | 14 | Milan Sebastiano     | -          | -      | -                | -              |       |
| -                 | 15 | Argenta Andrea       | -          | -      | -                | -              |       |
| -                 | 16 | Sbertoli Riccardo    | -          | -      | -                | -              |       |
| <b>Others</b>     |    |                      | -          | -      | -                | -              |       |
| <b>Total Team</b> |    |                      | 40         | 2      | 19               | 61             | 62.30 |