

Match: 19 **Date:** 13.09.2015 **Spectators:** 200
City: Tijuana
Hall: HPC
Match duration: Start: 14:00 End: 16:04 Total: 2:04

Teams	Sets	1	2	3	4	5	Total
ARG	3	32	16	26	25		99
POL	1	30	25	24	20		99
Set duration		0:32	0:24	0:31	0:28		1:55




ARG • Argentina



Spike

Succ. %
Limit: 15.00%

Rk	No	Name	Spikes	Faults	Shots	Total Attempts	Note
1	11	Fernandez Gaston	14	1	3	18	77.78
2	2	Melgarejo Brian	11	5	7	23	47.83
3	12	Lima Bruno	12	6	13	31	38.71
4	10	Lazo Nicolás	8	3	13	24	33.33
-	4	Gallego Joaquin	8	2	3	13	
-	1	Sanchez Matias	2	-	-	2	
-	6	Vieira Edgar	1	-	1	2	
-	16	Johansen German	-	-	1	1	
-	3	Nielson Ramella Ramiro	-	-	-	-	
-	7	Luengas Ignacio	-	-	-	-	
-	8	Bitar Gaspar	-	-	-	-	
-	9	Danani Santiago	-	-	-	-	
Others			-	-	-	-	
Total Team			56	17	41	114	49.12



Block

Avg. by set

Rk	No	Name	Kill Blocks	Faults	Rebounds	Total Attempts	Note
1	4	Gallego Joaquin	3	7	6	16	0.75
2	11	Fernandez Gaston	2	2	5	9	0.50
2	2	Melgarejo Brian	2	2	-	4	0.50
4	12	Lima Bruno	1	2	2	5	0.25
-	3	Nielson Ramella Ramiro	-	-	-	-	
-	6	Vieira Edgar	-	-	1	1	
-	7	Luengas Ignacio	-	-	-	-	
-	8	Bitar Gaspar	-	-	-	-	
-	9	Danani Santiago	-	-	-	-	
-	1	Sanchez Matias	-	2	6	8	
-	16	Johansen German	-	1	1	2	
-	10	Lazo Nicolás	-	2	1	3	
Others			-	-	-	-	
Total Team			8	18	22	48	2.00

Match: 19 Date: 13.09.2015 Spectators: 200
 City: Tijuana
 Hall: HPC
 Match duration: Start: 14:00 End: 16:04 Total: 2:04

Teams	Sets	1	2	3	4	5	Total
ARG	3	32	16	26	25		99
POL	1	30	25	24	20		99
Set duration		0:32	0:24	0:31	0:28		1:55



ARG • Argentina

Rk	No	Name	Aces	Faults	Serve Hits	Total Attempts	Note
1	1	Sanchez Matias	1	2	16	19	0.25
1	10	Lazo Nicolás	1	2	14	17	0.25
1	2	Melgarejo Brian	1	2	13	16	0.25
1	12	Lima Bruno	1	4	11	16	0.25
-	4	Gallego Joaquin	-	-	13	13	
-	6	Vieira Edgar	-	-	1	1	
-	7	Luengas Ignacio	-	-	-	-	
-	8	Bitar Gaspar	-	-	1	1	
-	9	Danani Santiago	-	-	-	-	
-	16	Johansen German	-	-	-	-	
-	11	Fernandez Gaston	-	2	12	14	
-	3	Nielson Ramella Ramiro	-	1	-	1	
Others			-	-	-	-	
Total Team			4	13	81	98	1.00

Team	Opponent errors & Team faults	Aces	Faults	Total Attempts
		31	9	40

Rk	No	Name	Digs	Faults	Receptions	Total Attempts	Note
1	1	Sanchez Matias	7	3	6	16	1.75
1	10	Lazo Nicolás	7	5	4	16	1.75
3	9	Danani Santiago	6	11	9	26	1.50
4	12	Lima Bruno	4	3	3	10	1.00
4	2	Melgarejo Brian	4	10	8	22	1.00
6	11	Fernandez Gaston	2	4	1	7	0.50
-	6	Vieira Edgar	-	-	-	-	
-	7	Luengas Ignacio	-	-	-	-	
-	8	Bitar Gaspar	-	-	-	-	
-	16	Johansen German	-	-	-	-	
-	4	Gallego Joaquin	-	2	1	3	
-	3	Nielson Ramella Ramiro	-	1	-	1	
Others			-	-	-	-	
Total Team			30	39	32	101	7.50

Match: 19 Date: 13.09.2015 Spectators: 200
 City: Tijuana
 Hall: HPC
 Match duration: Start: 14:00 End: 16:04 Total: 2:04

Teams	Sets	1	2	3	4	5	Total
ARG	3	32	16	26	25		99
POL	1	30	25	24	20		99
Set duration		0:32	0:24	0:31	0:28		1:55



ARG • Argentina



Set

Avg. by set

Rk	No	Name	Running Sets	Faults	Still Sets	Total Attempts	Note
1	1	Sanchez Matias	44	-	44	88	11.00
2	8	Bitar Gaspar	2	-	4	6	0.50
3	11	Fernandez Gaston	1	-	1	2	0.25
-	2	Melgarejo Brian	-	-	-	-	
-	3	Nielson Ramella Ramiro	-	-	-	-	
-	4	Gallego Joaquin	-	-	2	2	
-	6	Vieira Edgar	-	-	-	-	
-	7	Luengas Ignacio	-	-	-	-	
-	9	Danani Santiago	-	-	-	-	
-	10	Lazo Nicolás	-	-	-	-	
-	12	Lima Bruno	-	-	1	1	
-	16	Johansen German	-	-	-	-	
Others			-	-	-	-	
Total Team			47	-	52	99	11.75



Reception

Eff. %
Limit: 25.00%


Rk	No	Name	Excellents	Faults	Serve Receptions	Total Attempts	Note
1	9	Danani Santiago	25	-	7	32	78.13
2	10	Lazo Nicolás	17	2	9	28	53.57
3	2	Melgarejo Brian	12	1	10	23	47.83
-	1	Sanchez Matias	-	-	2	2	
-	3	Nielson Ramella Ramiro	1	-	1	2	
-	4	Gallego Joaquin	-	-	-	-	
-	6	Vieira Edgar	-	-	-	-	
-	7	Luengas Ignacio	-	-	-	-	
-	8	Bitar Gaspar	-	-	-	-	
-	11	Fernandez Gaston	-	-	-	-	
-	12	Lima Bruno	-	-	-	-	
-	16	Johansen German	-	-	-	-	
Others			-	-	-	-	
Total Team			55	3	29	87	59.77

Match: 19 **Date:** 13.09.2015 **Spectators:** 200
City: Tijuana
Hall: HPC
Match duration: Start: 14:00 End: 16:04 Total: 2:04

Teams	Sets	1	2	3	4	5	Total
ARG	3	32	16	26	25		99
POL	1	30	25	24	20		99
Set duration		0:32	0:24	0:31	0:28		1:55




POL • Poland



Spike

Succ. %
Limit: 15.00%

Rk	No	Name	Spikes	Faults	Shots	Total Attempts	Note
1	19	Lipinski Bartlomiej	19	6	6	31	61.29
2	5	Halaba Pawel	15	5	12	32	46.88
3	11	Sliwka Aleksander	11	7	8	26	42.31
-	14	Kania Marcin	8	1	5	14	
-	17	Gryc Pawel	4	1	3	8	
-	13	Szymura Rafal	3	-	2	5	
-	10	Lemanski Bartlomiej	2	-	1	3	
-	18	Mordyl Bartlomiej	2	-	1	3	
-	4	Komenda Marcin	1	1	1	3	
-	3	Popiwczak Jakub	-	-	-	-	
-	6	Depowski Dominik	-	-	-	-	
-	9	Bienkowski Krzysztof	-	-	-	-	
Others			-	-	-	-	
Total Team			65	21	39	125	52.00



Block

Avg. by set

Rk	No	Name	Kill Blocks	Faults	Rebounds	Total Attempts	Note
1	4	Komenda Marcin	2	1	3	6	0.50
2	19	Lipinski Bartlomiej	1	1	2	4	0.25
2	11	Sliwka Aleksander	1	2	4	7	0.25
2	14	Kania Marcin	1	3	6	10	0.25
2	18	Mordyl Bartlomiej	1	2	1	4	0.25
-	3	Popiwczak Jakub	-	-	-	-	
-	6	Depowski Dominik	-	-	-	-	
-	9	Bienkowski Krzysztof	-	-	-	-	
-	10	Lemanski Bartlomiej	-	-	3	3	
-	13	Szymura Rafal	-	-	-	-	
-	17	Gryc Pawel	-	-	3	3	
-	5	Halaba Pawel	-	1	1	2	
Others			-	-	-	-	
Total Team			6	10	23	39	1.50


Match: 19 **Date:** 13.09.2015 **Spectators:** 200
City: Tijuana
Hall: HPC
Match duration: Start: 14:00 End: 16:04 Total: 2:04

Teams	Sets	1	2	3	4	5	Total
ARG	3	32	16	26	25		99
POL	1	30	25	24	20		99
Set duration		0:32	0:24	0:31	0:28		1:55



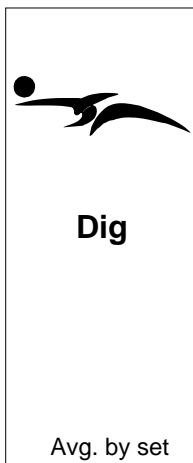
POL • Poland

Rk	No	Name	Aces	Faults	Serve Hits	Total Attempts	Note
1	5	Halaba Pawel	1	2	15	18	0.25
1	11	Sliwka Aleksander	1	1	6	8	0.25
1	19	Lipinski Bartlomiej	1	6	10	17	0.25
-	3	Popiwczak Jakub	-	-	-	-	
-	4	Komenda Marcin	-	-	15	15	
-	6	Depowski Dominik	-	-	-	-	
-	9	Bienkowski Krzysztof	-	-	-	-	
-	10	Lemanski Bartlomiej	-	-	12	12	
-	18	Mordyl Bartlomiej	-	-	13	13	
-	13	Szymura Rafal	-	1	4	5	
-	14	Kania Marcin	-	2	8	10	
-	17	Gryc Pawel	-	1	1	2	
Others			-	-	-	-	
Total Team			3	13	84	100	0.75



Team	Opponent errors & Team faults	Aces	Faults	Total Attempts
		25	4	29

Rk	No	Name	Digs	Faults	Receptions	Total Attempts	Note
1	3	Popiwczak Jakub	14	7	12	33	3.50
2	19	Lipinski Bartlomiej	6	5	3	14	1.50
2	4	Komenda Marcin	6	13	7	26	1.50
4	11	Sliwka Aleksander	5	3	3	11	1.25
5	18	Mordyl Bartlomiej	2	-	-	2	0.50
5	5	Halaba Pawel	2	8	4	14	0.50
7	13	Szymura Rafal	1	1	-	2	0.25
7	14	Kania Marcin	1	4	3	8	0.25
7	17	Gryc Pawel	1	1	-	2	0.25
-	6	Depowski Dominik	-	-	-	-	
-	10	Lemanski Bartlomiej	-	2	1	3	
-	9	Bienkowski Krzysztof	-	1	-	1	
Others			-	-	-	-	
Total Team			38	45	33	116	9.50




Match: 19 Date: 13.09.2015 Spectators: 200
 City: Tijuana
 Hall: HPC
 Match duration: Start: 14:00 End: 16:04 Total: 2:04

Teams	Sets	1	2	3	4	5	Total
ARG	3	32	16	26	25		99
POL	1	30	25	24	20		99
Set duration		0:32	0:24	0:31	0:28		1:55




POL • Poland



Set

Avg. by set

Rk	No	Name	Running Sets	Faults	Still Sets	Total Attempts	Note
1	4	Komenda Marcin	40	1	56	97	10.00
2	9	Bienkowski Krzysztof	1	-	2	3	0.25
2	11	Sliwka Aleksander	1	-	1	2	0.25
2	19	Lipinski Bartlomiej	1	-	-	1	0.25
-	3	Popiwczak Jakub	-	-	-	-	
-	5	Halaba Pawel	-	-	-	-	
-	6	Depowski Dominik	-	-	-	-	
-	13	Szymura Rafal	-	-	1	1	
-	14	Kania Marcin	-	-	-	-	
-	17	Gryc Pawel	-	-	-	-	
-	18	Mordyl Bartlomiej	-	-	-	-	
-	10	Lemanski Bartlomiej	-	1	-	1	
Others			-	-	-	-	
Total Team			43	2	60	105	10.75



Reception

Eff. %
Limit: 25.00%

Rk	No	Name	Excellents	Faults	Serve Receptions	Total Attempts	Note
1	3	Popiwczak Jakub	22	2	14	38	52.63
2	11	Sliwka Aleksander	8	-	14	22	36.36
-	5	Halaba Pawel	7	1	6	14	
-	13	Szymura Rafal	9	1	1	11	
-	4	Komenda Marcin	-	-	-	-	
-	6	Depowski Dominik	-	-	-	-	
-	9	Bienkowski Krzysztof	-	-	-	-	
-	10	Lemanski Bartlomiej	-	-	-	-	
-	14	Kania Marcin	-	-	-	-	
-	17	Gryc Pawel	-	-	-	-	
-	18	Mordyl Bartlomiej	-	-	-	-	
-	19	Lipinski Bartlomiej	-	-	-	-	
Others			-	-	-	-	
Total Team			46	4	35	85	49.41