


**Match:** 11 **Date:** 12.09.2015 **Spectators:** 300  
**City:** Tijuana  
**Hall:** HPC  
**Match duration:** Start: 15:05 End: 16:28 Total: 1:23

Teams	Sets	1	2	3	4	5	Total
<b>POL</b>	<b>3</b>	25	25	25			75
<b>USA</b>	<b>0</b>	22	19	14			55
<b>Set duration</b>		0:27	0:27	0:23			1:17




### POL • Poland



**Spike**

Succ. %  
Limit: 15.00%

Rk	No	Name	Spikes	Faults	Shots	Total Attempts	Note
1	19	Lipinski Bartlomiej	12	3	6	21	57.14
2	11	Sliwka Aleksander	10	2	6	18	55.56
3	5	Halaba Pawel	8	4	5	17	47.06
-	14	Kania Marcin	4	2	1	7	
-	10	Lemanski Bartlomiej	2	1	-	3	
-	17	Gryc Pawel	2	1	-	3	
-	4	Komenda Marcin	-	-	2	2	
-	3	Popiwczak Jakub	-	-	-	-	
-	6	Depowski Dominik	-	-	-	-	
-	9	Bienkowski Krzysztof	-	-	-	-	
-	13	Szymura Rafal	-	-	-	-	
-	18	Mordyl Bartlomiej	-	-	-	-	
<b>Others</b>			-	-	-	-	
<b>Total Team</b>			38	13	20	71	53.52



**Block**

Avg. by set

Rk	No	Name	Kill Blocks	Faults	Rebounds	Total Attempts	Note
1	19	Lipinski Bartlomiej	3	1	-	4	1.00
2	14	Kania Marcin	2	3	4	9	0.67
3	5	Halaba Pawel	1	-	1	2	0.33
3	4	Komenda Marcin	1	1	2	4	0.33
3	10	Lemanski Bartlomiej	1	3	-	4	0.33
-	3	Popiwczak Jakub	-	-	-	-	
-	6	Depowski Dominik	-	-	-	-	
-	9	Bienkowski Krzysztof	-	-	-	-	
-	11	Sliwka Aleksander	-	-	1	1	
-	13	Szymura Rafal	-	-	-	-	
-	18	Mordyl Bartlomiej	-	-	-	-	
-	17	Gryc Pawel	-	1	2	3	
<b>Others</b>			-	-	-	-	
<b>Total Team</b>			8	9	10	27	2.67


**Match:** 11 **Date:** 12.09.2015 **Spectators:** 300  
**City:** Tijuana  
**Hall:** HPC  
**Match duration:** Start: 15:05 End: 16:28 Total: 1:23

Teams	Sets	1	2	3	4	5	Total
<b>POL</b>	<b>3</b>	25	25	25			75
<b>USA</b>	<b>0</b>	22	19	14			55
<b>Set duration</b>		0:27	0:27	0:23			1:17



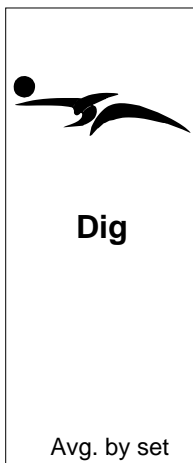
## POL • Poland

Rk	No	Name	Aces	Faults	Serve Hits	Total Attempts	Note
1	10	Lemanski Bartlomiej	2	2	14	18	0.67
2	5	Halaba Pawel	1	-	15	16	0.33
2	19	Lipinski Bartlomiej	1	4	10	15	0.33
-	3	Popiwczak Jakub	-	-	-	-	
-	4	Komenda Marcin	-	-	5	5	
-	9	Bienkowski Krzysztof	-	-	-	-	
-	13	Szymura Rafal	-	-	1	1	
-	17	Gryc Pawel	-	-	-	-	
-	18	Mordyl Bartlomiej	-	-	-	-	
-	14	Kania Marcin	-	1	6	7	
-	11	Sliwka Aleksander	-	3	7	10	
-	6	Depowski Dominik	-	1	1	2	
<b>Others</b>			-	-	-	-	
<b>Total Team</b>			4	11	59	74	1.33



Team	Opponent errors & Team faults	Aces	Faults	Total Attempts
		25	6	31

Rk	No	Name	Digs	Faults	Receptions	Total Attempts	Note
1	3	Popiwczak Jakub	8	3	2	13	2.67
2	11	Sliwka Aleksander	3	3	6	12	1.00
2	19	Lipinski Bartlomiej	3	3	5	11	1.00
2	4	Komenda Marcin	3	3	2	8	1.00
5	14	Kania Marcin	2	2	-	4	0.67
6	10	Lemanski Bartlomiej	1	-	2	3	0.33
6	5	Halaba Pawel	1	1	4	6	0.33
-	6	Depowski Dominik	-	-	1	1	
-	9	Bienkowski Krzysztof	-	-	-	-	
-	13	Szymura Rafal	-	-	-	-	
-	17	Gryc Pawel	-	-	-	-	
-	18	Mordyl Bartlomiej	-	-	-	-	
<b>Others</b>			-	-	-	-	
<b>Total Team</b>			21	15	22	58	7.00




**Match:** 11 **Date:** 12.09.2015 **Spectators:** 300  
**City:** Tijuana  
**Hall:** HPC  
**Match duration:** Start: 15:05 End: 16:28 Total: 1:23

Teams	Sets	1	2	3	4	5	Total
<b>POL</b>	<b>3</b>	25	25	25			75
<b>USA</b>	<b>0</b>	22	19	14			55
<b>Set duration</b>		0:27	0:27	0:23			1:17




### POL • Poland



**Set**

Avg. by set

Rk	No	Name	Running Sets	Faults	Still Sets	Total Attempts	Note
1	4	Komenda Marcin	17	-	32	49	5.67
2	9	Bienkowski Krzysztof	2	-	1	3	0.67
-	3	Popiwczak Jakub	-	-	-	-	
-	5	Halaba Pawel	-	-	1	1	
-	6	Depowski Dominik	-	-	-	-	
-	10	Lemanski Bartlomiej	-	-	-	-	
-	11	Sliwka Aleksander	-	-	2	2	
-	13	Szymura Rafal	-	-	-	-	
-	14	Kania Marcin	-	-	-	-	
-	17	Gryc Pawel	-	-	-	-	
-	18	Mordyl Bartlomiej	-	-	-	-	
-	19	Lipinski Bartlomiej	-	-	-	-	
<b>Others</b>			-	-	-	-	
<b>Total Team</b>			19	-	36	55	6.33



**Reception**

Eff. %  
Limit: 25.00%

Rk	No	Name	Excellents	Faults	Serve Receptions	Total Attempts	Note
1	3	Popiwczak Jakub	4	-	8	12	33.33
2	11	Sliwka Aleksander	6	1	13	20	25.00
-	5	Halaba Pawel	6	-	4	10	
-	13	Szymura Rafal	-	-	5	5	
-	14	Kania Marcin	-	-	1	1	
-	4	Komenda Marcin	-	-	-	-	
-	6	Depowski Dominik	-	-	-	-	
-	9	Bienkowski Krzysztof	-	-	-	-	
-	10	Lemanski Bartlomiej	-	-	-	-	
-	17	Gryc Pawel	-	-	-	-	
-	18	Mordyl Bartlomiej	-	-	-	-	
-	19	Lipinski Bartlomiej	-	-	-	-	
<b>Others</b>			-	-	-	-	
<b>Total Team</b>			16	1	31	48	31.25

**Match:** 11 **Date:** 12.09.2015 **Spectators:** 300  
**City:** Tijuana  
**Hall:** HPC  
**Match duration:** Start: 15:05 End: 16:28 Total: 1:23

Teams	Sets	1	2	3	4	5	Total
<b>POL</b>	<b>3</b>	25	25	25			75
<b>USA</b>	<b>0</b>	22	19	14			55
<b>Set duration</b>		0:27	0:27	0:23			1:17



### USA • USA



**Spike**

Succ. %  
Limit: 15.00%

Rk	No	Name	Spikes	Faults	Shots	Total Attempts	Note
1	4	Fey Kupono	5	3	4	12	41.67
2	7	Hatch John	4	4	3	11	36.36
3	10	Perinar George	4	4	4	12	33.33
4	9	Nugent Christopher	4	4	6	14	28.57
-	8	Jendryk li Jeffrey	6	-	2	8	
-	13	Harriman Colby	1	2	2	5	
-	1	Benesh Andrew	1	-	3	4	
-	3	Kindem Soren Peter Dion	1	-	3	4	
-	12	Walsh Jr. Matthew	-	1	2	3	
-	2	Boehle Hayden	-	-	-	-	
-	5	Franciskovic Jennings	-	-	-	-	
-	6	Gevis Jr. Richard	-	-	-	-	
<b>Others</b>			-	-	-	-	
<b>Total Team</b>			26	18	29	73	35.62



**Block**

Avg. by set


Rk	No	Name	Kill Blocks	Faults	Rebounds	Total Attempts	Note
1	8	Jendryk li Jeffrey	5	7	3	15	1.67
2	3	Kindem Soren Peter Dion	1	-	2	3	0.33
2	4	Fey Kupono	1	-	2	3	0.33
2	13	Harriman Colby	1	-	1	2	0.33
-	2	Boehle Hayden	-	-	-	-	
-	6	Gevis Jr. Richard	-	-	-	-	
-	7	Hatch John	-	-	-	-	
-	10	Perinar George	-	-	-	-	
-	1	Benesh Andrew	-	2	2	4	
-	5	Franciskovic Jennings	-	1	1	2	
-	9	Nugent Christopher	-	1	1	2	
-	12	Walsh Jr. Matthew	-	1	-	1	
<b>Others</b>			-	-	-	-	
<b>Total Team</b>			8	12	12	32	2.67

**Match:** 11 **Date:** 12.09.2015 **Spectators:** 300  
**City:** Tijuana  
**Hall:** HPC  
**Match duration:** Start: 15:05 End: 16:28 Total: 1:23

Teams	Sets	1	2	3	4	5	Total
<b>POL</b>	<b>3</b>	25	25	25			75
<b>USA</b>	<b>0</b>	22	19	14			55
<b>Set duration</b>		0:27	0:27	0:23			1:17



### USA • USA




**Serve**

Avg. by set

Rk	No	Name	Aces	Faults	Serve Hits	Total Attempts	Note
1	13	Harriman Colby	1	-	4	5	0.33
-	1	Benesh Andrew	-	-	4	4	
-	2	Boehle Hayden	-	-	-	-	
-	3	Kindem Soren Peter Dion	-	-	6	6	
-	6	Gevis Jr. Richard	-	-	-	-	
-	9	Nugent Christopher	-	-	6	6	
-	10	Perinar George	-	-	6	6	
-	12	Walsh Jr. Matthew	-	-	1	1	
-	8	Jendryk li Jeffrey	-	1	10	11	
-	4	Fey Kupono	-	2	4	6	
-	7	Hatch John	-	4	5	9	
-	5	Franciskovic Jennings	-	1	1	2	
<b>Others</b>			-	-	-	-	
<b>Total Team</b>			1	8	47	56	0.33

**Team**

Opponent errors & Team faults	20	6		26	
-------------------------------	----	---	--	----	--



**Dig**

Avg. by set

Rk	No	Name	Digs	Faults	Receptions	Total Attempts	Note
1	2	Boehle Hayden	5	4	7	16	1.67
2	4	Fey Kupono	3	1	1	5	1.00
3	8	Jendryk li Jeffrey	1	-	1	2	0.33
3	1	Benesh Andrew	1	1	-	2	0.33
3	3	Kindem Soren Peter Dion	1	7	6	14	0.33
3	10	Perinar George	1	2	1	4	0.33
3	13	Harriman Colby	1	2	1	4	0.33
3	9	Nugent Christopher	1	3	1	5	0.33
3	7	Hatch John	1	5	1	7	0.33
-	5	Franciskovic Jennings	-	-	1	1	
-	6	Gevis Jr. Richard	-	-	-	-	
-	12	Walsh Jr. Matthew	-	-	-	-	
<b>Others</b>			-	-	-	-	
<b>Total Team</b>			15	25	20	60	5.00



Match: 11 Date: 12.09.2015 Spectators: 300  
 City: Tijuana  
 Hall: HPC  
 Match duration: Start: 15:05 End: 16:28 Total: 1:23

Teams	Sets	1	2	3	4	5	Total
POL	3	25	25	25			75
USA	0	22	19	14			55
Set duration		0:27	0:27	0:23			1:17



## USA • USA



**Set**

Avg. by set

Rk	No	Name	Running Sets	Faults	Still Sets	Total Attempts	Note
1	3	Kindem Soren Peter Dion	11	-	24	35	3.67
2	5	Franciskovic Jennings	5	-	12	17	1.67
-	1	Benesh Andrew	-	-	1	1	
-	2	Boehle Hayden	-	-	-	-	
-	4	Fey Kupono	-	-	2	2	
-	6	Gevis Jr. Richard	-	-	-	-	
-	7	Hatch John	-	-	1	1	
-	8	Jendryk li Jeffrey	-	-	-	-	
-	9	Nugent Christopher	-	-	-	-	
-	10	Perinar George	-	-	-	-	
-	12	Walsh Jr. Matthew	-	-	-	-	
-	13	Harriman Colby	-	-	-	-	
<b>Others</b>			-	-	-	-	
<b>Total Team</b>			16	-	40	56	5.33



**Reception**

Eff. %  
Limit: 25.00%

Rk	No	Name	Excellents	Faults	Serve Receptions	Total Attempts	Note
1	4	Fey Kupono	11	3	10	24	33.33
2	9	Nugent Christopher	5	2	11	18	16.67
-	2	Boehle Hayden	3	1	7	11	
-	7	Hatch John	4	-	5	9	
-	1	Benesh Andrew	-	-	-	-	
-	3	Kindem Soren Peter Dion	-	-	-	-	
-	5	Franciskovic Jennings	-	-	-	-	
-	6	Gevis Jr. Richard	-	-	-	-	
-	8	Jendryk li Jeffrey	-	-	-	-	
-	10	Perinar George	-	-	-	-	
-	12	Walsh Jr. Matthew	-	-	-	-	
-	13	Harriman Colby	-	-	-	-	
<b>Others</b>			-	-	-	-	
<b>Total Team</b>			23	6	33	62	27.42

