

**Match:** 51 **Date:** 30.08.2013 **Spectators:** 250  
**City:** Ankara  
**Hall:** Baskent Volleyball Hall  
**Match duration:** Start: 11:00 End: 12:29 Total: 1:29

| Teams               | Sets     | 1    | 2    | 3    | 4 | 5 | Total |
|---------------------|----------|------|------|------|---|---|-------|
| <b>IRI</b>          | <b>0</b> | 21   | 20   | 22   |   |   | 63    |
| <b>BRA</b>          | <b>3</b> | 25   | 25   | 25   |   |   | 75    |
| <b>Set duration</b> |          | 0:28 | 0:25 | 0:30 |   |   | 1:23  |



### IRI • Iran



**Spike**

Succ. %  
Limit: 15.00%

| Rk                | No | Name                        | Spikes | Faults | Shots | Total Attempts | Note  |
|-------------------|----|-----------------------------|--------|--------|-------|----------------|-------|
| 1                 | 13 | Hosseinabadi Javad          | 14     | 7      | 11    | 32             | 43.75 |
| 2                 | 2  | Ebadipour Ghara H. Milad    | 7      | 2      | 9     | 18             | 38.89 |
| -                 | 15 | Manavinezhad Mohammadjavad  | 2      | 1      | 6     | 9              |       |
| -                 | 5  | Fallah Zarchoub L. Mohammad | 4      | -      | 3     | 7              |       |
| -                 | 18 | Mohammadfathali Amirali     | 2      | 1      | 2     | 5              |       |
| -                 | 14 | Taghavi Seyedarash          | -      | 2      | 2     | 4              |       |
| -                 | 3  | Hamoodi Hamid               | 2      | -      | 1     | 3              |       |
| -                 | 11 | Karkhaneh Ghasem            | 1      | 1      | 1     | 3              |       |
| -                 | 4  | Bagheri Mostafa             | 1      | -      | -     | 1              |       |
| -                 | 10 | Gholipour Gholchi Abolfazl  | -      | -      | 1     | 1              |       |
| -                 | 19 | Allah Verdian Sahand        | -      | -      | -     | -              |       |
| <b>Others</b>     |    |                             | -      | -      | -     | -              |       |
| <b>Total Team</b> |    |                             | 33     | 14     | 36    | 83             | 39.76 |



**Block**

Avg. by set

| Rk                | No | Name                        | Kill Blocks | Faults | Rebounds | Total Attempts | Note |
|-------------------|----|-----------------------------|-------------|--------|----------|----------------|------|
| 1                 | 18 | Mohammadfathali Amirali     | 2           | 1      | 4        | 7              | 0.67 |
| 2                 | 11 | Karkhaneh Ghasem            | 1           | -      | -        | 1              | 0.33 |
| -                 | 3  | Hamoodi Hamid               | -           | -      | 1        | 1              |      |
| -                 | 10 | Gholipour Gholchi Abolfazl  | -           | -      | -        | -              |      |
| -                 | 14 | Taghavi Seyedarash          | -           | -      | 1        | 1              |      |
| -                 | 15 | Manavinezhad Mohammadjavad  | -           | -      | -        | -              |      |
| -                 | 19 | Allah Verdian Sahand        | -           | -      | -        | -              |      |
| -                 | 13 | Hosseinabadi Javad          | -           | 1      | 5        | 6              |      |
| -                 | 4  | Bagheri Mostafa             | -           | 1      | 2        | 3              |      |
| -                 | 2  | Ebadipour Ghara H. Milad    | -           | 4      | 6        | 10             |      |
| -                 | 5  | Fallah Zarchoub L. Mohammad | -           | 2      | 1        | 3              |      |
| <b>Others</b>     |    |                             | -           | -      | -        | -              |      |
| <b>Total Team</b> |    |                             | 3           | 9      | 20       | 32             | 1.00 |


**Match:** 51 **Date:** 30.08.2013 **Spectators:** 250  
**City:** Ankara  
**Hall:** Baskent Volleyball Hall  
**Match duration:** Start: 11:00 End: 12:29 Total: 1:29

| Teams               | Sets | 1    | 2    | 3    | 4 | 5 | Total |
|---------------------|------|------|------|------|---|---|-------|
| IRI                 | 0    | 21   | 20   | 22   |   |   | 63    |
| BRA                 | 3    | 25   | 25   | 25   |   |   | 75    |
| <b>Set duration</b> |      | 0:28 | 0:25 | 0:30 |   |   | 1:23  |



### IRI • Iran

| Rk                | No | Name                        | Aces | Faults | Serve Hits | Total Attempts | Note |
|-------------------|----|-----------------------------|------|--------|------------|----------------|------|
| 1                 | 3  | Hamoodi Hamid               | 2    | -      | 7          | 9              | 0.67 |
| 1                 | 18 | Mohammadfathali Amirali     | 2    | 1      | 8          | 11             | 0.67 |
| 3                 | 14 | Taghavi Seyedarash          | 1    | -      | 5          | 6              | 0.33 |
| -                 | 2  | Ebadipour Ghara H. Milad    | -    | -      | 8          | 8              |      |
| -                 | 10 | Gholipour Gholchi Abolfazl  | -    | -      | -          | -              |      |
| -                 | 11 | Karkhaneh Ghasem            | -    | -      | 7          | 7              |      |
| -                 | 15 | Manavinezhad Mohammadjavad  | -    | -      | 2          | 2              |      |
| -                 | 19 | Allah Verdian Sahand        | -    | -      | -          | -              |      |
| -                 | 5  | Fallah Zarchoub L. Mohammad | -    | 2      | 8          | 10             |      |
| -                 | 13 | Hosseinabadi Javad          | -    | 2      | 6          | 8              |      |
| -                 | 4  | Bagheri Mostafa             | -    | 1      | 2          | 3              |      |
| <b>Others</b>     |    |                             | -    | -      | -          | -              |      |
| <b>Total Team</b> |    |                             | 5    | 6      | 53         | 64             | 1.67 |



**Serve**

Avg. by set

| Team | Opponent errors & Team faults | Aces | Faults | Total Attempts |
|------|-------------------------------|------|--------|----------------|
|      |                               | 22   | -      | 22             |

| Rk                | No | Name                        | Digs | Faults | Receptions | Total Attempts | Note |
|-------------------|----|-----------------------------|------|--------|------------|----------------|------|
| 1                 | 10 | Gholipour Gholchi Abolfazl  | 3    | 10     | 4          | 17             | 1.00 |
| 2                 | 18 | Mohammadfathali Amirali     | 1    | 2      | 2          | 5              | 0.33 |
| 2                 | 11 | Karkhaneh Ghasem            | 1    | 3      | 2          | 6              | 0.33 |
| 2                 | 2  | Ebadipour Ghara H. Milad    | 1    | 7      | 5          | 13             | 0.33 |
| 2                 | 4  | Bagheri Mostafa             | 1    | 6      | 2          | 9              | 0.33 |
| 2                 | 13 | Hosseinabadi Javad          | 1    | 2      | -          | 3              | 0.33 |
| -                 | 15 | Manavinezhad Mohammadjavad  | -    | -      | 2          | 2              |      |
| -                 | 19 | Allah Verdian Sahand        | -    | -      | -          | -              |      |
| -                 | 3  | Hamoodi Hamid               | -    | 2      | 2          | 4              |      |
| -                 | 5  | Fallah Zarchoub L. Mohammad | -    | 2      | 2          | 4              |      |
| -                 | 14 | Taghavi Seyedarash          | -    | 5      | 2          | 7              |      |
| <b>Others</b>     |    |                             | -    | -      | -          | -              |      |
| <b>Total Team</b> |    |                             | 8    | 39     | 23         | 70             | 2.67 |



**Dig**

Avg. by set

**Match:** 51 **Date:** 30.08.2013 **Spectators:** 250  
**City:** Ankara  
**Hall:** Baskent Volleyball Hall  
**Match duration:** Start: 11:00 End: 12:29 Total: 1:29

| Teams               | Sets | 1    | 2    | 3    | 4 | 5 | Total |
|---------------------|------|------|------|------|---|---|-------|
| IRI                 | 0    | 21   | 20   | 22   |   |   | 63    |
| BRA                 | 3    | 25   | 25   | 25   |   |   | 75    |
| <b>Set duration</b> |      | 0:28 | 0:25 | 0:30 |   |   | 1:23  |



### IRI • Iran



**Set**

Avg. by set

| Rk                | No | Name                        | Running Sets | Faults | Still Sets | Total Attempts | Note |
|-------------------|----|-----------------------------|--------------|--------|------------|----------------|------|
| 1                 | 3  | Hamoodi Hamid               | 8            | -      | 24         | 32             | 2.67 |
| 2                 | 4  | Bagheri Mostafa             | 3            | -      | 26         | 29             | 1.00 |
| -                 | 2  | Ebadipour Ghara H. Milad    | -            | -      | 2          | 2              |      |
| -                 | 5  | Fallah Zarchoub L. Mohammad | -            | -      | 3          | 3              |      |
| -                 | 13 | Hosseinabadi Javad          | -            | -      | 2          | 2              |      |
| -                 | 14 | Taghavi Seyedarash          | -            | -      | 1          | 1              |      |
| -                 | 15 | Manavinezhad Mohammadjavad  | -            | -      | 2          | 2              |      |
| -                 | 18 | Mohammadfathali Amirali     | -            | -      | -          | -              |      |
| -                 | 19 | Allah Verdian Sahand        | -            | -      | -          | -              |      |
| -                 | 10 | Gholipour Gholchi Abolfazl  | -            | 1      | 6          | 7              |      |
| -                 | 11 | Karkhaneh Ghasem            | -            | 1      | -          | 1              |      |
| <b>Others</b>     |    |                             | -            | -      | -          | -              |      |
| <b>Total Team</b> |    |                             | 11           | 2      | 66         | 79             | 3.67 |



**Reception**

Eff. %  
Limit: 25.00%


| Rk                | No | Name                        | Excellents | Faults | Serve Receptions | Total Attempts | Note  |
|-------------------|----|-----------------------------|------------|--------|------------------|----------------|-------|
| 1                 | 14 | Taghavi Seyedarash          | 5          | 2      | 9                | 16             | 18.75 |
| 2                 | 2  | Ebadipour Ghara H. Milad    | 3          | 1      | 17               | 21             | 9.52  |
| -                 | 11 | Karkhaneh Ghasem            | -          | -      | 12               | 12             |       |
| -                 | 10 | Gholipour Gholchi Abolfazl  | 2          | 2      | 5                | 9              |       |
| -                 | 15 | Manavinezhad Mohammadjavad  | -          | -      | 3                | 3              |       |
| -                 | 3  | Hamoodi Hamid               | -          | -      | -                | -              |       |
| -                 | 4  | Bagheri Mostafa             | -          | -      | -                | -              |       |
| -                 | 5  | Fallah Zarchoub L. Mohammad | -          | -      | -                | -              |       |
| -                 | 13 | Hosseinabadi Javad          | -          | -      | -                | -              |       |
| -                 | 18 | Mohammadfathali Amirali     | -          | -      | -                | -              |       |
| -                 | 19 | Allah Verdian Sahand        | -          | -      | -                | -              |       |
| <b>Others</b>     |    |                             | -          | -      | -                | -              |       |
| <b>Total Team</b> |    |                             | 10         | 5      | 46               | 61             | 8.20  |

**Match:** 51 **Date:** 30.08.2013 **Spectators:** 250  
**City:** Ankara  
**Hall:** Baskent Volleyball Hall  
**Match duration:** Start: 11:00 End: 12:29 Total: 1:29

| Teams               | Sets | 1    | 2    | 3    | 4 | 5 | Total |
|---------------------|------|------|------|------|---|---|-------|
| IRI                 | 0    | 21   | 20   | 22   |   |   | 63    |
| BRA                 | 3    | 25   | 25   | 25   |   |   | 75    |
| <b>Set duration</b> |      | 0:28 | 0:25 | 0:30 |   |   | 1:23  |



### BRA • Brazil



**Spike**

Succ. %  
Limit: 15.00%

| Rk                | No | Name                              | Spikes | Faults | Shots | Total Attempts | Note  |
|-------------------|----|-----------------------------------|--------|--------|-------|----------------|-------|
| 1                 | 1  | Souza Alan                        | 24     | 2      | 10    | 36             | 66.67 |
| 2                 | 9  | Souza Douglas                     | 6      | 2      | 4     | 12             | 50.00 |
| 3                 | 17 | Batagim Henrique                  | 4      | 2      | 7     | 13             | 30.77 |
| -                 | 8  | Santos Leandro                    | 4      | 1      | 5     | 10             |       |
| -                 | 10 | Gualberto Flavio                  | 5      | 1      | 1     | 7              |       |
| -                 | 11 | Veloso Thiago                     | -      | -      | 2     | 2              |       |
| -                 | 3  | Kock Eder Levi                    | -      | -      | -     | -              |       |
| -                 | 4  | Carvalho Filho Rogerio Batista De | -      | -      | -     | -              |       |
| -                 | 6  | Hernandez Felipe                  | -      | -      | -     | -              |       |
| -                 | 12 | Lucas Madaloz                     | -      | -      | -     | -              |       |
| -                 | 14 | Do Nascimento Leonardo Ferreira   | -      | -      | -     | -              |       |
| -                 | 18 | Carlos Eduardo Barreto Silva      | -      | -      | -     | -              |       |
| <b>Others</b>     |    |                                   | -      | -      | -     | -              |       |
| <b>Total Team</b> |    |                                   | 43     | 8      | 29    | 80             | 53.75 |



**Block**

Avg. by set

| Rk                | No | Name                              | Kill Blocks | Faults | Rebounds | Total Attempts | Note |
|-------------------|----|-----------------------------------|-------------|--------|----------|----------------|------|
| 1                 | 1  | Souza Alan                        | 4           | 1      | 3        | 8              | 1.33 |
| 2                 | 10 | Gualberto Flavio                  | 3           | 1      | 2        | 6              | 1.00 |
| 3                 | 17 | Batagim Henrique                  | 2           | 2      | 3        | 7              | 0.67 |
| 4                 | 11 | Veloso Thiago                     | 1           | -      | 2        | 3              | 0.33 |
| 4                 | 9  | Souza Douglas                     | 1           | 1      | 1        | 3              | 0.33 |
| -                 | 3  | Kock Eder Levi                    | -           | -      | -        | -              |      |
| -                 | 4  | Carvalho Filho Rogerio Batista De | -           | -      | -        | -              |      |
| -                 | 6  | Hernandez Felipe                  | -           | -      | -        | -              |      |
| -                 | 12 | Lucas Madaloz                     | -           | -      | -        | -              |      |
| -                 | 14 | Do Nascimento Leonardo Ferreira   | -           | -      | -        | -              |      |
| -                 | 18 | Carlos Eduardo Barreto Silva      | -           | -      | -        | -              |      |
| -                 | 8  | Santos Leandro                    | -           | 2      | 5        | 7              |      |
| <b>Others</b>     |    |                                   | -           | -      | -        | -              |      |
| <b>Total Team</b> |    |                                   | 11          | 7      | 16       | 34             | 3.67 |


**Match:** 51 **Date:** 30.08.2013 **Spectators:** 250  
**City:** Ankara  
**Hall:** Baskent Volleyball Hall  
**Match duration:** Start: 11:00 End: 12:29 Total: 1:29

| Teams               | Sets | 1    | 2    | 3    | 4 | 5 | Total |
|---------------------|------|------|------|------|---|---|-------|
| IRI                 | 0    | 21   | 20   | 22   |   |   | 63    |
| BRA                 | 3    | 25   | 25   | 25   |   |   | 75    |
| <b>Set duration</b> |      | 0:28 | 0:25 | 0:30 |   |   | 1:23  |



### BRA • Brazil

| Rk                | No | Name                              | Aces | Faults | Serve Hits | Total Attempts | Note |
|-------------------|----|-----------------------------------|------|--------|------------|----------------|------|
| 1                 | 6  | Hernandez Felipe                  | 2    | -      | 4          | 6              | 0.67 |
| 1                 | 9  | Souza Douglas                     | 2    | 4      | 13         | 19             | 0.67 |
| 3                 | 11 | Veloso Thiago                     | 1    | 2      | 7          | 10             | 0.33 |
| -                 | 3  | Kock Eder Levi                    | -    | -      | -          | -              |      |
| -                 | 4  | Carvalho Filho Rogerio Batista De | -    | -      | -          | -              |      |
| -                 | 10 | Gualberto Flavio                  | -    | -      | 18         | 18             |      |
| -                 | 12 | Lucas Madaloz                     | -    | -      | -          | -              |      |
| -                 | 14 | Do Nascimento Leonardo Ferreira   | -    | -      | 4          | 4              |      |
| -                 | 18 | Carlos Eduardo Barreto Silva      | -    | -      | -          | -              |      |
| -                 | 1  | Souza Alan                        | -    | 2      | 5          | 7              |      |
| -                 | 8  | Santos Leandro                    | -    | 3      | 3          | 6              |      |
| -                 | 17 | Batagim Henrique                  | -    | 2      | 2          | 4              |      |
| <b>Others</b>     |    |                                   | -    | -      | -          | -              |      |
| <b>Total Team</b> |    |                                   | 5    | 13     | 56         | 74             | 1.67 |




**Serve**

Avg. by set

| Team | Opponent errors & Team faults | Aces | Faults | Total Attempts |
|------|-------------------------------|------|--------|----------------|
|      |                               | 16   | 1      | 17             |

| Rk                | No | Name                              | Digs | Faults | Receptions | Total Attempts | Note |
|-------------------|----|-----------------------------------|------|--------|------------|----------------|------|
| 1                 | 4  | Carvalho Filho Rogerio Batista De | 2    | 7      | 5          | 14             | 0.67 |
| 2                 | 17 | Batagim Henrique                  | 1    | 1      | 4          | 6              | 0.33 |
| 2                 | 10 | Gualberto Flavio                  | 1    | 2      | 2          | 5              | 0.33 |
| 2                 | 9  | Souza Douglas                     | 1    | 5      | 3          | 9              | 0.33 |
| 2                 | 1  | Souza Alan                        | 1    | 4      | 2          | 7              | 0.33 |
| -                 | 3  | Kock Eder Levi                    | -    | -      | -          | -              |      |
| -                 | 8  | Santos Leandro                    | -    | -      | 4          | 4              |      |
| -                 | 12 | Lucas Madaloz                     | -    | -      | -          | -              |      |
| -                 | 14 | Do Nascimento Leonardo Ferreira   | -    | -      | -          | -              |      |
| -                 | 18 | Carlos Eduardo Barreto Silva      | -    | -      | -          | -              |      |
| -                 | 11 | Veloso Thiago                     | -    | 8      | 3          | 11             |      |
| -                 | 6  | Hernandez Felipe                  | -    | 2      | -          | 2              |      |
| <b>Others</b>     |    |                                   | -    | -      | -          | -              |      |
| <b>Total Team</b> |    |                                   | 6    | 29     | 23         | 58             | 2.00 |



**Dig**

Avg. by set

**Match:** 51 **Date:** 30.08.2013 **Spectators:** 250  
**City:** Ankara  
**Hall:** Baskent Volleyball Hall  
**Match duration:** Start: 11:00 End: 12:29 Total: 1:29

| Teams        | Sets | 1    | 2    | 3    | 4 | 5 | Total |
|--------------|------|------|------|------|---|---|-------|
| IRI          | 0    | 21   | 20   | 22   |   |   | 63    |
| BRA          | 3    | 25   | 25   | 25   |   |   | 75    |
| Set duration |      | 0:28 | 0:25 | 0:30 |   |   | 1:23  |



### BRA • Brazil



**Set**

Avg. by set

| Rk                | No | Name                              | Running Sets | Faults | Still Sets | Total Attempts | Note |
|-------------------|----|-----------------------------------|--------------|--------|------------|----------------|------|
| 1                 | 11 | Veloso Thiago                     | 23           | -      | 47         | 70             | 7.67 |
| 2                 | 6  | Hernandez Felipe                  | 1            | -      | -          | 1              | 0.33 |
| -                 | 1  | Souza Alan                        | -            | -      | -          | -              |      |
| -                 | 3  | Kock Eder Levi                    | -            | -      | -          | -              |      |
| -                 | 4  | Carvalho Filho Rogerio Batista De | -            | -      | 4          | 4              |      |
| -                 | 8  | Santos Leandro                    | -            | -      | -          | -              |      |
| -                 | 9  | Souza Douglas                     | -            | -      | 1          | 1              |      |
| -                 | 10 | Gualberto Flavio                  | -            | -      | -          | -              |      |
| -                 | 12 | Lucas Madaloz                     | -            | -      | -          | -              |      |
| -                 | 14 | Do Nascimento Leonardo Ferreira   | -            | -      | -          | -              |      |
| -                 | 17 | Batagim Henrique                  | -            | -      | 2          | 2              |      |
| -                 | 18 | Carlos Eduardo Barreto Silva      | -            | -      | -          | -              |      |
| <b>Others</b>     |    |                                   | -            | -      | -          | -              |      |
| <b>Total Team</b> |    |                                   | 24           | -      | 54         | 78             | 8.00 |



**Reception**

Eff. %  
Limit: 25.00%

| Rk                | No | Name                              | Excellents | Faults | Serve Receptions | Total Attempts | Note  |
|-------------------|----|-----------------------------------|------------|--------|------------------|----------------|-------|
| 1                 | 9  | Souza Douglas                     | 7          | 2      | 15               | 24             | 20.83 |
| 2                 | 17 | Batagim Henrique                  | 2          | 2      | 20               | 24             | 0.00  |
| -                 | 4  | Carvalho Filho Rogerio Batista De | 1          | 1      | 6                | 8              |       |
| -                 | 8  | Santos Leandro                    | -          | -      | 1                | 1              |       |
| -                 | 1  | Souza Alan                        | -          | -      | -                | -              |       |
| -                 | 3  | Kock Eder Levi                    | -          | -      | -                | -              |       |
| -                 | 6  | Hernandez Felipe                  | -          | -      | -                | -              |       |
| -                 | 10 | Gualberto Flavio                  | -          | -      | -                | -              |       |
| -                 | 11 | Veloso Thiago                     | -          | -      | -                | -              |       |
| -                 | 12 | Lucas Madaloz                     | -          | -      | -                | -              |       |
| -                 | 14 | Do Nascimento Leonardo Ferreira   | -          | -      | -                | -              |       |
| -                 | 18 | Carlos Eduardo Barreto Silva      | -          | -      | -                | -              |       |
| <b>Others</b>     |    |                                   | -          | -      | -                | -              |       |
| <b>Total Team</b> |    |                                   | 10         | 5      | 42               | 57             | 8.77  |