



P-3 VOLLEYBALL • Match players ranking

2nd Round / 2010 FIVB Men's World Championship

Pool A




Match: 6 **Date:** 22.05.2009 **Spectators:** 300
City: Kingston, Jamaica
Hall: National Arena
Match duration: Start: 19:00 End: 20:05 Total: 1:05

Teams	Sets	1	2	3	4	5	Total
JAM	3	25	25	25			75
CAY	0	11	20	18			49
Set duration		0:17	0:21	0:21			0:59




JAM • Jamaica



Spike

Succ. %
Limit: 15.00%


Rk	No	Name	Spikes	Faults	Shots	Total Attempts	Note
1	4	Taylor Conaradio	6	2	2	10	60.00
2	13	Morgan Delford	6	5	3	14	42.86
-	18	Lewis Mark	5	-	3	8	
-	19	Offer Parrish	4	3	1	8	
-	10	Brown Dellan	5	1	1	7	
-	5	Richards Donovan	3	-	1	4	
-	7	Gordon Namarie	3	-	1	4	
-	9	Reynolds Richard	1	1	1	3	
-	3	Smith Errol	1	-	1	2	
-	11	Wilson Dany	-	1	1	2	
-	6	Chong Ricardo	-	-	-	-	
-	12	McLean Andre	-	-	-	-	
Others			-	-	-	-	
Total Team			34	13	15	62	54.84



Block

Avg. by set

Rk	No	Name	Kill Blocks	Faults	Rebounds	Total Attempts	Note
1	13	Morgan Delford	3	1	1	5	1.00
2	9	Reynolds Richard	2	1	2	5	0.67
2	5	Richards Donovan	2	3	1	6	0.67
4	11	Wilson Dany	1	-	-	1	0.33
4	18	Lewis Mark	1	2	1	4	0.33
4	10	Brown Dellan	1	2	-	3	0.33
-	3	Smith Errol	-	-	-	-	
-	6	Chong Ricardo	-	-	-	-	
-	12	McLean Andre	-	-	1	1	
-	19	Offer Parrish	-	-	-	-	
-	4	Taylor Conaradio	-	2	-	2	
-	7	Gordon Namarie	-	1	-	1	
Others			-	-	-	-	
Total Team			10	12	6	28	3.33



Serve

Avg. by set

Rk	No	Name	Aces	Faults	Serve Hits	Total Attempts	Note
1	11	Wilson Dany	2	1	3	6	0.67
2	19	Offer Parrish	1	-	7	8	0.33
2	13	Morgan Delford	1	2	5	8	0.33
2	18	Lewis Mark	1	2	5	8	0.33
-	3	Smith Errol	-	-	2	2	
-	4	Taylor Conaradio	-	-	8	8	
-	5	Richards Donovan	-	-	8	8	
-	6	Chong Ricardo	-	-	-	-	
-	12	McLean Andre	-	1	12	13	
-	9	Reynolds Richard	-	1	4	5	
-	7	Gordon Namarie	-	1	3	4	
-	10	Brown Dellan	-	2	2	4	
Others			-	-	-	-	
Total Team			5	10	59	74	1.67

Team	Opponent errors & Team faults				
		26	4		30





P-3 VOLLEYBALL • Match players ranking

2nd Round / 2010 FIVB Men's World Championship

Pool A




Match: 6 **Date:** 22.05.2009 **Spectators:** 300
City: Kingston, Jamaica
Hall: National Arena
Match duration: Start: 19:00 End: 20:05 Total: 1:05

Teams	Sets	1	2	3	4	5	Total
JAM	3	25	25	25			75
CAY	0	11	20	18			49
Set duration		0:17	0:21	0:21			0:59



JAM • Jamaica



Dig

Avg. by set


Rk	No	Name	Digs	Faults	Receptions	Total Attempts	Note
1	6	Chong Ricardo	12	-	5	17	4.00
2	4	Taylor Conaradio	2	1	1	4	0.67
2	3	Smith Errol	2	1	-	3	0.67
4	7	Gordon Namarie	1	-	2	3	0.33
4	9	Reynolds Richard	1	-	-	1	0.33
4	12	McLean Andre	1	-	1	2	0.33
4	18	Lewis Mark	1	1	1	3	0.33
4	13	Morgan Delford	1	1	-	2	0.33
4	19	Offer Parrish	1	1	-	2	0.33
-	5	Richards Donovan	-	-	-	-	
-	10	Brown Dellan	-	-	1	1	
-	11	Wilson Dany	-	-	-	-	
Others			-	-	-	-	
Total Team			22	5	11	38	7.33



Set

Avg. by set

Rk	No	Name	Running Sets	Faults	Still Sets	Total Attempts	Note
1	12	McLean Andre	13	1	24	38	4.33
2	3	Smith Errol	8	-	11	19	2.67
3	11	Wilson Dany	1	1	-	2	0.33
-	5	Richards Donovan	-	-	1	1	
-	6	Chong Ricardo	-	-	-	-	
-	7	Gordon Namarie	-	-	-	-	
-	9	Reynolds Richard	-	-	1	1	
-	10	Brown Dellan	-	-	-	-	
-	13	Morgan Delford	-	-	2	2	
-	18	Lewis Mark	-	-	1	1	
-	19	Offer Parrish	-	-	-	-	
-	4	Taylor Conaradio	-	1	1	2	
Others			-	-	-	-	
Total Team			22	3	41	66	7.33



Reception

Eff. %
Limit: 25.00%

Rk	No	Name	Excellents	Faults	Serve Receptions	Total Attempts	Note
1	6	Chong Ricardo	12	2	5	19	52.63
-	19	Offer Parrish	8	-	-	8	
-	4	Taylor Conaradio	3	-	4	7	
-	11	Wilson Dany	3	-	1	4	
-	7	Gordon Namarie	2	-	-	2	
-	5	Richards Donovan	-	-	1	1	
-	9	Reynolds Richard	1	-	-	1	
-	3	Smith Errol	-	-	-	-	
-	10	Brown Dellan	-	-	-	-	
-	12	McLean Andre	-	-	-	-	
-	13	Morgan Delford	-	-	-	-	
-	18	Lewis Mark	-	-	-	-	
Others			-	-	-	-	
Total Team			29	2	11	42	64.29





P-3 VOLLEYBALL • Match players ranking

2nd Round / 2010 FIVB Men's World Championship
Pool A



Match: 6 **Date:** 22.05.2009 **Spectators:** 300
City: Kingston, Jamaica
Hall: National Arena
Match duration: **Start:** 19:00 **End:** 20:05 **Total:** 1:05

Teams	Sets	1	2	3	4	5	Total
JAM	3	25	25	25			75
CAY	0	11	20	18			49
Set duration		0:17	0:21	0:21			0:59



CAY • Cayman Islands



Spike

Succ. %
Limit: 15.00%

Rk	No	Name	Spikes	Faults	Shots	Total Attempts	Note
1	10	Thompson Olney	8	9	9	26	30.77
2	6	Knight Keeble	4	6	6	16	25.00
3	2	Solomon Kevin	2	2	7	11	18.18
-	3	Purcell Brian	1	3	3	7	
-	9	Bodden Martin	4	2	-	6	
-	7	Campbell Richard	-	-	2	2	
-	8	Miller George	-	-	2	2	
-	1	Higgins Keith	-	-	-	-	
-	4	Bush Charles	-	-	-	-	
-	13	Hosein Cassim	-	-	-	-	
Others			-	-	-	-	
Total Team			19	22	29	70	27.14



Block

Avg. by set

Rk	No	Name	Kill Blocks	Faults	Rebounds	Total Attempts	Note
1	10	Thompson Olney	2	2	-	4	0.67
2	3	Purcell Brian	1	2	-	3	0.33
-	1	Higgins Keith	-	-	-	-	
-	2	Solomon Kevin	-	-	2	2	
-	4	Bush Charles	-	-	-	-	
-	6	Knight Keeble	-	-	1	1	
-	8	Miller George	-	-	-	-	
-	9	Bodden Martin	-	-	1	1	
-	13	Hosein Cassim	-	-	-	-	
-	7	Campbell Richard	-	1	-	1	
Others			-	-	-	-	
Total Team			3	5	4	12	1.00



Serve

Avg. by set

Rk	No	Name	Aces	Faults	Serve Hits	Total Attempts	Note
1	8	Miller George	1	4	8	13	0.33
-	1	Higgins Keith	-	-	-	-	
-	3	Purcell Brian	-	-	7	7	
-	4	Bush Charles	-	-	-	-	
-	7	Campbell Richard	-	-	2	2	
-	10	Thompson Olney	-	-	8	8	
-	13	Hosein Cassim	-	-	-	-	
-	6	Knight Keeble	-	1	6	7	
-	2	Solomon Kevin	-	2	7	9	
-	9	Bodden Martin	-	1	3	4	
Others			-	-	-	-	
Total Team			1	8	41	50	0.33

Team	Opponent errors & Team faults	26	23	49





P-3 VOLLEYBALL • Match players ranking

2nd Round / 2010 FIVB Men's World Championship

Pool A



Match: 6 **Date:** 22.05.2009 **Spectators:** 300
City: Kingston, Jamaica
Hall: National Arena
Match duration: Start: 19:00 End: 20:05 Total: 1:05

Teams	Sets	1	2	3	4	5	Total
JAM	3	25	25	25			75
CAY	0	11	20	18			49
Set duration		0:17	0:21	0:21			0:59



CAY • Cayman Islands



Dig

Avg. by set

Rk	No	Name	Digs	Faults	Receptions	Total Attempts	Note
1	6	Knight Keeble	3	1	4	8	1.00
2	10	Thompson Olney	1	1	5	7	0.33
2	9	Bodden Martin	1	1	1	3	0.33
-	1	Higgins Keith	-	-	-	-	
-	4	Bush Charles	-	-	-	-	
-	13	Hosein Cassim	-	-	-	-	
-	8	Miller George	-	1	2	3	
-	2	Solomon Kevin	-	2	2	4	
-	3	Purcell Brian	-	3	2	5	
-	7	Campbell Richard	-	1	-	1	
Others			-	-	-	-	
Total Team			5	10	16	31	1.67



Set

Avg. by set

Rk	No	Name	Running Sets	Faults	Still Sets	Total Attempts	Note
1	8	Miller George	2	2	54	58	0.67
2	10	Thompson Olney	1	-	1	2	0.33
-	1	Higgins Keith	-	-	-	-	
-	2	Solomon Kevin	-	-	4	4	
-	4	Bush Charles	-	-	-	-	
-	6	Knight Keeble	-	-	3	3	
-	7	Campbell Richard	-	-	1	1	
-	9	Bodden Martin	-	-	-	-	
-	13	Hosein Cassim	-	-	-	-	
-	3	Purcell Brian	-	1	-	1	
Others			-	-	-	-	
Total Team			3	3	63	69	1.00



Reception

Eff. %
Limit: 25.00%

Rk	No	Name	Excellents	Faults	Serve Receptions	Total Attempts	Note
1	2	Solomon Kevin	9	1	10	20	40.00
2	6	Knight Keeble	8	1	11	20	35.00
3	10	Thompson Olney	2	1	13	16	6.25
-	1	Higgins Keith	-	-	3	3	
-	8	Miller George	1	-	-	1	
-	13	Hosein Cassim	1	-	-	1	
-	4	Bush Charles	-	-	-	-	
-	7	Campbell Richard	-	-	-	-	
-	9	Bodden Martin	-	-	-	-	
-	3	Purcell Brian	-	1	-	1	
Others			-	-	-	-	
Total Team			21	4	37	62	27.42

