



P-3 VOLLEYBALL • Match players ranking

2nd Round / 2010 FIVB Men's World Championship

Pool A




Match: 3 **Date:** 21.05.2009 **Spectators:** 0
City: Kingston, Jamaica
Hall: National Arena
Match duration: Start: 17:13 End: 18:19 Total: 1:06

Teams	Sets	1	2	3	4	5	Total
CAY	0	15	19	16			50
HAI	3	25	25	25			75
Set duration		0:18	0:21	0:21			1:00




CAY • Cayman Islands



Spike

Succ. %
Limit: 15.00%


Rk	No	Name	Spikes	Faults	Shots	Total Attempts	Note
1	10	Thompson Olney	11	7	15	33	33.33
2	6	Knight Keeble	2	5	10	17	11.76
-	2	Solomon Kevin	2	1	5	8	
-	3	Purcell Brian	2	1	3	6	
-	7	Campbell Richard	1	-	3	4	
-	9	Bodden Martin	-	2	2	4	
-	8	Miller George	1	-	1	2	
-	1	Higgins Keith	-	-	-	-	
-	4	Bush Charles	-	-	-	-	
-	13	Hosein Cassim	-	-	-	-	
Others			-	-	-	-	
Total Team			19	16	39	74	25.68



Block

Avg. by set

Rk	No	Name	Kill Blocks	Faults	Rebounds	Total Attempts	Note
1	2	Solomon Kevin	1	-	1	2	0.33
1	8	Miller George	1	-	4	5	0.33
1	6	Knight Keeble	1	1	2	4	0.33
1	7	Campbell Richard	1	3	5	9	0.33
1	3	Purcell Brian	1	3	4	8	0.33
-	1	Higgins Keith	-	-	-	-	
-	4	Bush Charles	-	-	-	-	
-	13	Hosein Cassim	-	-	-	-	
-	10	Thompson Olney	-	1	4	5	
-	9	Bodden Martin	-	1	1	2	
Others			-	-	-	-	
Total Team			5	9	21	35	1.67



Serve

Avg. by set

Rk	No	Name	Aces	Faults	Serve Hits	Total Attempts	Note
1	10	Thompson Olney	1	1	9	11	0.33
1	3	Purcell Brian	1	2	3	6	0.33
-	1	Higgins Keith	-	-	-	-	
-	2	Solomon Kevin	-	-	7	7	
-	4	Bush Charles	-	-	-	-	
-	6	Knight Keeble	-	-	6	6	
-	13	Hosein Cassim	-	-	-	-	
-	7	Campbell Richard	-	1	8	9	
-	8	Miller George	-	2	9	11	
-	9	Bodden Martin	-	1	2	3	
Others			-	-	-	-	
Total Team			2	7	44	53	0.67

Team	Opponent errors & Team faults	24	25	49





P-3 VOLLEYBALL • Match players ranking

2nd Round / 2010 FIVB Men's World Championship

Pool A




Match: 3 **Date:** 21.05.2009 **Spectators:** 0
City: Kingston, Jamaica
Hall: National Arena
Match duration: Start: 17:13 End: 18:19 Total: 1:06

Teams	Sets	1	2	3	4	5	Total
CAY	0	15	19	16			50
HAI	3	25	25	25			75
Set duration		0:18	0:21	0:21			1:00



CAY • Cayman Islands



Dig

Avg. by set


Rk	No	Name	Digs	Faults	Receptions	Total Attempts	Note
1	4	Bush Charles	6	2	4	12	2.00
2	10	Thompson Olney	3	1	4	8	1.00
3	6	Knight Keeble	2	-	3	5	0.67
4	8	Miller George	1	-	8	9	0.33
4	2	Solomon Kevin	1	1	6	8	0.33
4	7	Campbell Richard	1	1	-	2	0.33
-	1	Higgins Keith	-	-	-	-	
-	13	Hosein Cassim	-	-	-	-	
-	3	Purcell Brian	-	3	4	7	
-	9	Bodden Martin	-	2	-	2	
Others			-	-	-	-	
Total Team			14	10	29	53	4.67



Set

Avg. by set

Rk	No	Name	Running Sets	Faults	Still Sets	Total Attempts	Note
1	8	Miller George	8	2	56	66	2.67
-	1	Higgins Keith	-	-	-	-	
-	2	Solomon Kevin	-	-	3	3	
-	3	Purcell Brian	-	-	1	1	
-	6	Knight Keeble	-	-	1	1	
-	7	Campbell Richard	-	-	2	2	
-	9	Bodden Martin	-	-	-	-	
-	13	Hosein Cassim	-	-	-	-	
-	10	Thompson Olney	-	1	3	4	
-	4	Bush Charles	-	2	3	5	
Others			-	-	-	-	
Total Team			8	5	69	82	2.67



Reception

Eff. %
Limit: 25.00%

Rk	No	Name	Excellents	Faults	Serve Receptions	Total Attempts	Note
-	6	Knight Keeble	5	-	8	13	
-	10	Thompson Olney	4	1	8	13	
-	2	Solomon Kevin	6	-	6	12	
-	4	Bush Charles	3	-	8	11	
-	7	Campbell Richard	1	-	2	3	
-	3	Purcell Brian	-	-	1	1	
-	8	Miller George	-	-	1	1	
-	1	Higgins Keith	-	-	-	-	
-	13	Hosein Cassim	-	-	-	-	
-	9	Bodden Martin	1	2	2	5	
Others			-	-	-	-	
Total Team			20	3	36	59	28.81





P-3 VOLLEYBALL • Match players ranking

2nd Round / 2010 FIVB Men's World Championship

Pool A




Match: 3 **Date:** 21.05.2009 **Spectators:** 0
City: Kingston, Jamaica
Hall: National Arena
Match duration: Start: 17:13 End: 18:19 Total: 1:06

Teams	Sets	1	2	3	4	5	Total
CAY	0	15	19	16			50
HAI	3	25	25	25			75
Set duration		0:18	0:21	0:21			1:00




HAI • Haiti



Spike

Succ. %
Limit: 15.00%


Rk	No	Name	Spikes	Faults	Shots	Total Attempts	Note
1	4	Gaethan Roudolphe Wilems	9	2	10	21	42.86
2	2	Simon Mabou	4	5	9	18	22.22
-	3	Adolph Ralph	4	-	6	10	
-	5	Mindès Junior	1	1	4	6	
-	10	Moise Ernsón	3	-	2	5	
-	1	Delivers Zacharie	4	-	-	4	
-	7	Vilmont Kempes	1	-	3	4	
-	6	Allen Gregory	1	-	2	3	
-	8	Geffrard Junior Edner	3	-	-	3	
-	9	Fonvert Emmanuel	-	-	1	1	
-	11	Joseph Frantz	-	-	-	-	
-	12	Destine Jean Denis	-	-	-	-	
Others			-	-	-	-	
Total Team			30	8	37	75	40.00



Block

Avg. by set

Rk	No	Name	Kill Blocks	Faults	Rebounds	Total Attempts	Note
1	1	Delivers Zacharie	2	-	4	6	0.67
2	3	Adolph Ralph	1	-	1	2	0.33
2	6	Allen Gregory	1	-	-	1	0.33
2	8	Geffrard Junior Edner	1	1	4	6	0.33
-	4	Gaethan Roudolphe Wilems	-	-	1	1	
-	7	Vilmont Kempes	-	-	1	1	
-	9	Fonvert Emmanuel	-	-	-	-	
-	11	Joseph Frantz	-	-	-	-	
-	12	Destine Jean Denis	-	-	-	-	
-	2	Simon Mabou	-	1	-	1	
-	5	Mindès Junior	-	1	-	1	
-	10	Moise Ernsón	-	1	-	1	
Others			-	-	-	-	
Total Team			5	4	11	20	1.67



Serve

Avg. by set

Rk	No	Name	Aces	Faults	Serve Hits	Total Attempts	Note
1	4	Gaethan Roudolphe Wilems	2	-	9	11	0.67
1	6	Allen Gregory	2	1	9	12	0.67
3	8	Geffrard Junior Edner	1	2	6	9	0.33
3	10	Moise Ernsón	1	2	1	4	0.33
-	1	Delivers Zacharie	-	-	3	3	
-	9	Fonvert Emmanuel	-	-	4	4	
-	11	Joseph Frantz	-	-	-	-	
-	12	Destine Jean Denis	-	-	-	-	
-	7	Vilmont Kempes	-	1	9	10	
-	5	Mindès Junior	-	1	5	6	
-	2	Simon Mabou	-	2	9	11	
-	3	Adolph Ralph	-	1	4	5	
Others			-	-	-	-	
Total Team			6	10	59	75	2.00

Team	Opponent errors & Team faults	34	19	53





P-3 VOLLEYBALL • Match players ranking

2nd Round / 2010 FIVB Men's World Championship

Pool A




Match: 3 **Date:** 21.05.2009 **Spectators:** 0
City: Kingston, Jamaica
Hall: National Arena
Match duration: Start: 17:13 End: 18:19 Total: 1:06

Teams	Sets	1	2	3	4	5	Total
CAY	0	15	19	16			50
HAI	3	25	25	25			75
Set duration		0:18	0:21	0:21			1:00



HAI • Haiti



Dig

Avg. by set


Rk	No	Name	Digs	Faults	Receptions	Total Attempts	Note
1	12	Destine Jean Denis	11	-	4	15	3.67
2	3	Adolph Ralph	4	1	3	8	1.33
3	4	Gaethan Roudolphe Wilems	3	-	5	8	1.00
3	7	Vilmont Kempes	3	-	2	5	1.00
5	2	Simon Mabou	1	-	3	4	0.33
5	5	Mindes Junior	1	-	2	3	0.33
5	10	Moise Ernson	1	-	-	1	0.33
5	9	Fonvert Emmanuel	1	2	2	5	0.33
-	1	Delivers Zacharie	-	-	1	1	
-	8	Geffrard Junior Edner	-	-	1	1	
-	11	Joseph Frantz	-	-	-	-	
-	6	Allen Gregory	-	1	2	3	
Others			-	-	-	-	
Total Team			25	4	25	54	8.33



Set

Avg. by set

Rk	No	Name	Running Sets	Faults	Still Sets	Total Attempts	Note
1	6	Allen Gregory	22	1	16	39	7.33
2	9	Fonvert Emmanuel	12	3	11	26	4.00
3	3	Adolph Ralph	1	-	2	3	0.33
3	12	Destine Jean Denis	1	-	1	2	0.33
-	1	Delivers Zacharie	-	-	1	1	
-	2	Simon Mabou	-	-	1	1	
-	4	Gaethan Roudolphe Wilems	-	-	5	5	
-	5	Mindes Junior	-	-	2	2	
-	7	Vilmont Kempes	-	-	-	-	
-	8	Geffrard Junior Edner	-	-	2	2	
-	10	Moise Ernson	-	-	-	-	
-	11	Joseph Frantz	-	-	-	-	
Others			-	-	-	-	
Total Team			36	4	41	81	12.00



Reception

Eff. %
Limit: 25.00%

Rk	No	Name	Excellents	Faults	Serve Receptions	Total Attempts	Note
1	2	Simon Mabou	9	-	4	13	69.23
-	12	Destine Jean Denis	4	1	5	10	
-	7	Vilmont Kempes	6	-	-	6	
-	3	Adolph Ralph	3	-	1	4	
-	10	Moise Ernson	2	-	2	4	
-	1	Delivers Zacharie	1	-	-	1	
-	4	Gaethan Roudolphe Wilems	1	-	-	1	
-	5	Mindes Junior	-	-	1	1	
-	6	Allen Gregory	1	-	-	1	
-	8	Geffrard Junior Edner	-	-	1	1	
-	9	Fonvert Emmanuel	-	-	-	-	
-	11	Joseph Frantz	-	-	-	-	
Others			-	-	-	-	
Total Team			27	1	14	42	61.90

