



P-3 VOLLEYBALL • Match players ranking

2nd Round / 2010 FIVB Men's World Championship

Pool A




Match: 2 **Date:** 20.05.2009 **Spectators:** 500
City: Kingston
Hall: National Arena
Match duration: Start: 22:48 End: 0:02 Total: 1:14

Teams	Sets	1	2	3	4	5	Total
JAM	3	25	25	25			75
HAI	0	16	23	20			59
Set duration		0:18	0:28	0:21			1:07




JAM • Jamaica



Spike

Succ. %
Limit: 15.00%


Rk	No	Name	Spikes	Faults	Shots	Total Attempts	Note
1	7	Gordon Namarie	9	2	12	23	39.13
2	13	Morgan Delford	6	5	7	18	33.33
-	18	LEWIS MARK	8	1	2	11	
-	11	Wilson Dany	5	3	3	11	
-	10	Brown Dellan	7	1	2	10	
-	4	Taylor Conaradio	2	2	2	6	
-	5	Richards Donovan	-	1	2	3	
-	9	Reynolds Richard	1	1	1	3	
-	12	McLean Andre	1	-	1	2	
-	3	Smith Errol	1	1	-	2	
-	6	Chong Ricardo	-	-	-	-	
-	19	Offer Parrish	-	-	-	-	
Others			-	-	-	-	
Total Team			40	17	32	89	44.94



Block

Avg. by set

Rk	No	Name	Kill Blocks	Faults	Rebounds	Total Attempts	Note
1	12	McLean Andre	2	1	-	3	0.67
2	7	Gordon Namarie	1	-	4	5	0.33
2	10	Brown Dellan	1	1	4	6	0.33
2	18	LEWIS MARK	1	1	-	2	0.33
-	3	Smith Errol	-	-	1	1	
-	6	Chong Ricardo	-	-	-	-	
-	9	Reynolds Richard	-	-	-	-	
-	19	Offer Parrish	-	-	-	-	
-	13	Morgan Delford	-	1	5	6	
-	5	Richards Donovan	-	2	4	6	
-	4	Taylor Conaradio	-	3	3	6	
-	11	Wilson Dany	-	1	1	2	
Others			-	-	-	-	
Total Team			5	10	22	37	1.67



Serve

Avg. by set

Rk	No	Name	Aces	Faults	Serve Hits	Total Attempts	Note
1	3	Smith Errol	1	-	8	9	0.33
1	11	Wilson Dany	1	1	9	11	0.33
1	9	Reynolds Richard	1	1	6	8	0.33
-	5	Richards Donovan	-	-	8	8	
-	6	Chong Ricardo	-	-	-	-	
-	12	McLean Andre	-	-	7	7	
-	18	LEWIS MARK	-	-	2	2	
-	19	Offer Parrish	-	-	-	-	
-	7	Gordon Namarie	-	1	10	11	
-	4	Taylor Conaradio	-	1	6	7	
-	10	Brown Dellan	-	1	6	7	
-	13	Morgan Delford	-	1	3	4	
Others			-	-	-	-	
Total Team			3	6	65	74	1.00

Team	Opponent errors & Team faults	27	17	44





P-3 VOLLEYBALL • Match players ranking

2nd Round / 2010 FIVB Men's World Championship

Pool A




Match: 2 **Date:** 20.05.2009 **Spectators:** 500
City: Kingston
Hall: National Arena
Match duration: Start: 22:48 End: 0:02 Total: 1:14

Teams	Sets	1	2	3	4	5	Total
JAM	3	25	25	25			75
HAI	0	16	23	20			59
Set duration		0:18	0:28	0:21			1:07




JAM • Jamaica



Dig

Avg. by set


Rk	No	Name	Digs	Faults	Receptions	Total Attempts	Note
1	6	Chong Ricardo	11	2	5	18	3.67
2	7	Gordon Namarie	2	1	3	6	0.67
3	4	Taylor Conaradio	1	-	3	4	0.33
3	9	Reynolds Richard	1	-	-	1	0.33
3	10	Brown Dellan	1	-	1	2	0.33
3	18	LEWIS MARK	1	-	2	3	0.33
3	13	Morgan Delford	1	1	4	6	0.33
3	3	Smith Errol	1	1	2	4	0.33
-	5	Richards Donovan	-	-	2	2	
-	11	Wilson Dany	-	-	1	1	
-	12	McLean Andre	-	-	2	2	
-	19	Offer Parrish	-	-	-	-	
Others			-	-	-	-	
Total Team			19	5	25	49	6.33



Set

Avg. by set

Rk	No	Name	Running Sets	Faults	Still Sets	Total Attempts	Note
1	12	McLean Andre	14	2	20	36	4.67
2	3	Smith Errol	11	-	23	34	3.67
3	7	Gordon Namarie	1	-	1	2	0.33
-	4	Taylor Conaradio	-	-	1	1	
-	5	Richards Donovan	-	-	-	-	
-	6	Chong Ricardo	-	-	4	4	
-	9	Reynolds Richard	-	-	-	-	
-	10	Brown Dellan	-	-	1	1	
-	13	Morgan Delford	-	-	2	2	
-	18	LEWIS MARK	-	-	2	2	
-	19	Offer Parrish	-	-	-	-	
-	11	Wilson Dany	-	1	-	1	
Others			-	-	-	-	
Total Team			26	3	54	83	8.67



Reception

Eff. %
Limit: 25.00%

Rk	No	Name	Excellents	Faults	Serve Receptions	Total Attempts	Note
1	6	Chong Ricardo	11	1	5	17	58.82
2	7	Gordon Namarie	11	-	8	19	57.89
-	4	Taylor Conaradio	5	-	3	8	
-	11	Wilson Dany	1	-	5	6	
-	3	Smith Errol	-	-	-	-	
-	5	Richards Donovan	-	-	-	-	
-	9	Reynolds Richard	-	-	-	-	
-	10	Brown Dellan	-	-	-	-	
-	12	McLean Andre	-	-	-	-	
-	13	Morgan Delford	-	-	-	-	
-	18	LEWIS MARK	-	-	-	-	
-	19	Offer Parrish	-	-	-	-	
Others			-	-	-	-	
Total Team			28	1	21	50	54.00





P-3 VOLLEYBALL • Match players ranking

2nd Round / 2010 FIVB Men's World Championship

Pool A




Match: 2 **Date:** 20.05.2009 **Spectators:** 500
City: Kingston
Hall: National Arena
Match duration: Start: 22:48 End: 0:02 Total: 1:14

Teams	Sets	1	2	3	4	5	Total
JAM	3	25	25	25			75
HAI	0	16	23	20			59
Set duration		0:18	0:28	0:21			1:07




HAI • Haiti



Spike

Succ. %
Limit: 15.00%


Rk	No	Name	Spikes	Faults	Shots	Total Attempts	Note
1	4	DESTINE JEAN DENIS	10	4	14	28	35.71
2	10	JOSEPH FRANTZ	5	4	8	17	29.41
3	1	ADOLPH RALPH	4	3	7	14	28.57
4	3	DELIVERS ZACHARIE	6	5	12	23	26.09
-	2	ALLEN GREGORY	-	-	4	4	
-	6	FONVERT EMMANUEL	2	-	1	3	
-	5	EDOUARD DIMITRI	1	1	-	2	
-	9	HERNS JEAN MICHEL	-	-	1	1	
-	12	MENDES JUNIOR	-	1	-	1	
-	7	GAETAN ROUDOLPHE	-	-	-	-	
-	8	GEFFRARD JUNIOR E	-	-	-	-	
-	11	MABOU AMOS	-	-	-	-	
Others			-	-	-	-	
Total Team			28	18	47	93	30.11



Block

Avg. by set

Rk	No	Name	Kill Blocks	Faults	Rebounds	Total Attempts	Note
1	1	ADOLPH RALPH	1	-	5	6	0.33
-	2	ALLEN GREGORY	-	-	1	1	
-	6	FONVERT EMMANUEL	-	-	1	1	
-	7	GAETAN ROUDOLPHE	-	-	-	-	
-	8	GEFFRARD JUNIOR E	-	-	-	-	
-	9	HERNS JEAN MICHEL	-	-	-	-	
-	11	MABOU AMOS	-	-	-	-	
-	12	MENDES JUNIOR	-	-	-	-	
-	5	EDOUARD DIMITRI	-	1	3	4	
-	4	DESTINE JEAN DENIS	-	1	2	3	
-	10	JOSEPH FRANTZ	-	3	1	4	
-	3	DELIVERS ZACHARIE	-	2	-	2	
Others			-	-	-	-	
Total Team			1	7	13	21	0.33



Serve

Avg. by set

Rk	No	Name	Aces	Faults	Serve Hits	Total Attempts	Note
1	1	ADOLPH RALPH	1	1	11	13	0.33
-	4	DESTINE JEAN DENIS	-	-	8	8	
-	6	FONVERT EMMANUEL	-	-	11	11	
-	7	GAETAN ROUDOLPHE	-	-	4	4	
-	9	HERNS JEAN MICHEL	-	-	1	1	
-	11	MABOU AMOS	-	-	-	-	
-	12	MENDES JUNIOR	-	-	-	-	
-	3	DELIVERS ZACHARIE	-	3	8	11	
-	2	ALLEN GREGORY	-	1	2	3	
-	5	EDOUARD DIMITRI	-	2	2	4	
-	8	GEFFRARD JUNIOR E	-	1	1	2	
-	10	JOSEPH FRANTZ	-	2	2	4	
Others			-	-	-	-	
Total Team			1	10	50	61	0.33

Team	Opponent errors & Team faults	29	30	59





P-3 VOLLEYBALL • Match players ranking

2nd Round / 2010 FIVB Men's World Championship

Pool A




Match: 2 **Date:** 20.05.2009 **Spectators:** 500
City: Kingston
Hall: National Arena
Match duration: Start: 22:48 End: 0:02 Total: 1:14

Teams	Sets	1	2	3	4	5	Total
JAM	3	25	25	25			75
HAI	0	16	23	20			59
Set duration		0:18	0:28	0:21			1:07



HAI • Haiti



Dig

Avg. by set


Rk	No	Name	Digs	Faults	Receptions	Total Attempts	Note
1	12	MENDES JUNIOR	4	2	7	13	1.33
2	3	DELIVERS ZACHARIE	3	2	6	11	1.00
3	7	GAETAN ROUDOLPHE	1	-	4	5	0.33
3	9	HERNS JEAN MICHEL	1	-	3	4	0.33
3	6	FONVERT EMMANUEL	1	1	4	6	0.33
3	4	DESTINE JEAN DENIS	1	1	2	4	0.33
-	1	ADOLPH RALPH	-	-	3	3	
-	2	ALLEN GREGORY	-	-	1	1	
-	5	EDOUARD DIMITRI	-	-	1	1	
-	8	GEFFRARD JUNIOR E	-	-	-	-	
-	10	JOSEPH FRANTZ	-	-	1	1	
-	11	MABOU AMOS	-	-	-	-	
Others			-	-	-	-	
Total Team			11	6	32	49	3.67



Set

Avg. by set

Rk	No	Name	Running Sets	Faults	Still Sets	Total Attempts	Note
1	6	FONVERT EMMANUEL	8	2	49	59	2.67
1	9	HERNS JEAN MICHEL	8	1	7	16	2.67
3	2	ALLEN GREGORY	1	-	1	2	0.33
3	3	DELIVERS ZACHARIE	1	-	5	6	0.33
3	5	EDOUARD DIMITRI	1	-	2	3	0.33
3	7	GAETAN ROUDOLPHE	1	-	-	1	0.33
-	1	ADOLPH RALPH	-	-	-	-	
-	4	DESTINE JEAN DENIS	-	-	5	5	
-	8	GEFFRARD JUNIOR E	-	-	-	-	
-	10	JOSEPH FRANTZ	-	-	2	2	
-	11	MABOU AMOS	-	-	-	-	
-	12	MENDES JUNIOR	-	-	1	1	
Others			-	-	-	-	
Total Team			20	3	72	95	6.67



Reception

Eff. %
Limit: 25.00%

Rk	No	Name	Excellents	Faults	Serve Receptions	Total Attempts	Note
1	3	DELIVERS ZACHARIE	16	-	7	23	69.57
2	12	MENDES JUNIOR	13	-	12	25	52.00
-	10	JOSEPH FRANTZ	2	-	4	6	
-	7	GAETAN ROUDOLPHE	3	1	2	6	
-	2	ALLEN GREGORY	1	-	2	3	
-	1	ADOLPH RALPH	-	-	1	1	
-	6	FONVERT EMMANUEL	1	-	-	1	
-	9	HERNS JEAN MICHEL	-	-	1	1	
-	4	DESTINE JEAN DENIS	-	-	-	-	
-	5	EDOUARD DIMITRI	-	-	-	-	
-	8	GEFFRARD JUNIOR E	-	-	-	-	
-	11	MABOU AMOS	-	-	-	-	
Others			-	-	-	-	
Total Team			36	1	29	66	53.03

