



# P-3 VOLLEYBALL • Match players ranking

## 2nd Round / 2010 FIVB Men's World Championship

### Pool A




**Match:** 6    **Date:** 04.06.2009    **Spectators:** 1'050  
**City:** Port of Spain  
**Hall:** UWI Sport and Physical Education Centre  
**Match duration:** **Start:** 18:24    **End:** 20:09    **Total:** 1:45

| Teams               | Sets | 1    | 2    | 3    | 4    | 5    | Total |
|---------------------|------|------|------|------|------|------|-------|
| TRI                 | 3    | 25   | 22   | 15   | 25   | 15   | 102   |
| ISV                 | 2    | 14   | 25   | 25   | 18   | 12   | 94    |
| <b>Set duration</b> |      | 0:18 | 0:23 | 0:20 | 0:18 | 0:14 | 1:33  |




## TRI • Trinidad Tobago



**Spike**

Succ. %  
Limit: 15.00%


| Rk                | No | Name            | Spikes | Faults | Shots | Total Attempts | Note  |
|-------------------|----|-----------------|--------|--------|-------|----------------|-------|
| 1                 | 10 | Alleyne Kelvin  | 8      | 3      | 6     | 17             | 47.06 |
| 2                 | 14 | Honore Marc     | 12     | 8      | 10    | 30             | 40.00 |
| 3                 | 4  | Tash Nolan      | 13     | 7      | 14    | 34             | 38.24 |
| -                 | 1  | Davis Jessel    | 4      | -      | 3     | 7              |       |
| -                 | 17 | Charles Hollis  | 4      | 1      | 1     | 6              |       |
| -                 | 8  | Ali Saleem      | -      | -      | 4     | 4              |       |
| -                 | 5  | Hoyte Mikel     | 1      | 1      | 1     | 3              |       |
| -                 | 6  | Bernard Colin   | -      | 1      | 1     | 2              |       |
| -                 | 3  | Mahadeo Ryan    | -      | -      | 1     | 1              |       |
| -                 | 12 | Edwards Kevin   | -      | -      | -     | -              |       |
| -                 | 13 | Blake Simon     | -      | -      | -     | -              |       |
| -                 | 19 | Raghonanan Dave | -      | -      | -     | -              |       |
| <b>Others</b>     |    |                 | -      | -      | -     | -              |       |
| <b>Total Team</b> |    |                 | 42     | 21     | 41    | 104            | 40.38 |



**Block**

Avg. by set

| Rk                | No | Name            | Kill Blocks | Faults | Rebounds | Total Attempts | Note |
|-------------------|----|-----------------|-------------|--------|----------|----------------|------|
| 1                 | 1  | Davis Jessel    | 5           | 4      | 6        | 15             | 1.00 |
| 2                 | 4  | Tash Nolan      | 2           | 2      | 3        | 7              | 0.40 |
| 3                 | 5  | Hoyte Mikel     | 1           | -      | 2        | 3              | 0.20 |
| 3                 | 17 | Charles Hollis  | 1           | -      | 1        | 2              | 0.20 |
| 3                 | 6  | Bernard Colin   | 1           | 1      | 3        | 5              | 0.20 |
| 3                 | 14 | Honore Marc     | 1           | 4      | 6        | 11             | 0.20 |
| 3                 | 10 | Alleyne Kelvin  | 1           | 3      | 2        | 6              | 0.20 |
| 3                 | 8  | Ali Saleem      | 1           | 3      | 1        | 5              | 0.20 |
| -                 | 12 | Edwards Kevin   | -           | -      | -        | -              |      |
| -                 | 19 | Raghonanan Dave | -           | -      | -        | -              |      |
| -                 | 3  | Mahadeo Ryan    | -           | 1      | -        | 1              |      |
| -                 | 13 | Blake Simon     | -           | 1      | -        | 1              |      |
| <b>Others</b>     |    |                 | -           | -      | -        | -              |      |
| <b>Total Team</b> |    |                 | 13          | 19     | 24       | 56             | 2.60 |



**Serve**

Avg. by set

| Rk                | No | Name            | Aces | Faults | Serve Hits | Total Attempts | Note |
|-------------------|----|-----------------|------|--------|------------|----------------|------|
| 1                 | 1  | Davis Jessel    | 3    | 1      | 10         | 14             | 0.60 |
| 1                 | 8  | Ali Saleem      | 3    | 3      | 18         | 24             | 0.60 |
| 3                 | 10 | Alleyne Kelvin  | 2    | 1      | 9          | 12             | 0.40 |
| 3                 | 14 | Honore Marc     | 2    | 6      | 5          | 13             | 0.40 |
| 5                 | 13 | Blake Simon     | 1    | 4      | 3          | 8              | 0.20 |
| -                 | 3  | Mahadeo Ryan    | -    | -      | -          | -              |      |
| -                 | 4  | Tash Nolan      | -    | -      | 15         | 15             |      |
| -                 | 6  | Bernard Colin   | -    | -      | 5          | 5              |      |
| -                 | 12 | Edwards Kevin   | -    | -      | 5          | 5              |      |
| -                 | 19 | Raghonanan Dave | -    | -      | 1          | 1              |      |
| -                 | 5  | Hoyte Mikel     | -    | 1      | 1          | 2              |      |
| -                 | 17 | Charles Hollis  | -    | 1      | -          | 1              |      |
| <b>Others</b>     |    |                 | -    | -      | -          | -              |      |
| <b>Total Team</b> |    |                 | 11   | 17     | 72         | 100            | 2.20 |

| Team | Opponent errors & Team faults | 36 | 12 | 48 |
|------|-------------------------------|----|----|----|
|      |                               |    |    |    |





# P-3 VOLLEYBALL • Match players ranking

2nd Round / 2010 FIVB Men's World Championship  
Pool A



**Match:** 6    **Date:** 04.06.2009    **Spectators:** 1'050  
**City:** Port of Spain  
**Hall:** UWI Sport and Physical Education Centre  
**Match duration:** **Start:** 18:24    **End:** 20:09    **Total:** 1:45

| Teams               | Sets | 1    | 2    | 3    | 4    | 5    | Total |
|---------------------|------|------|------|------|------|------|-------|
| TRI                 | 3    | 25   | 22   | 15   | 25   | 15   | 102   |
| ISV                 | 2    | 14   | 25   | 25   | 18   | 12   | 94    |
| <b>Set duration</b> |      | 0:18 | 0:23 | 0:20 | 0:18 | 0:14 | 1:33  |



## TRI • Trinidad Tobago



**Dig**

Avg. by set

| Rk                | No | Name             | Digs | Faults | Receptions | Total Attempts | Note |
|-------------------|----|------------------|------|--------|------------|----------------|------|
| 1                 | 3  | Mahadeo Ryan     | 9    | 12     | 12         | 33             | 1.80 |
| 2                 | 4  | Tash Nolan       | 2    | 1      | 6          | 9              | 0.40 |
| 2                 | 14 | Honore Marc      | 2    | 1      | 4          | 7              | 0.40 |
| 4                 | 10 | Alleyne Kelvin   | 1    | 2      | 6          | 9              | 0.20 |
| -                 | 5  | Hoyte Mikel      | -    | -      | -          | -              |      |
| -                 | 6  | Bernard Colin    | -    | -      | -          | -              |      |
| -                 | 12 | Edwards Kevin    | -    | -      | 1          | 1              |      |
| -                 | 17 | Charles Hollis   | -    | -      | -          | -              |      |
| -                 | 19 | Raghoonanan Dave | -    | -      | -          | -              |      |
| -                 | 8  | Ali Saleem       | -    | 2      | 6          | 8              |      |
| -                 | 1  | Davis Jessel     | -    | 1      | 2          | 3              |      |
| -                 | 13 | Blake Simon      | -    | 1      | -          | 1              |      |
| <b>Others</b>     |    |                  | -    | -      | -          | -              |      |
| <b>Total Team</b> |    |                  | 14   | 20     | 37         | 71             | 2.80 |



**Set**

Avg. by set

| Rk                | No | Name             | Running Sets | Faults | Still Sets | Total Attempts | Note |
|-------------------|----|------------------|--------------|--------|------------|----------------|------|
| 1                 | 8  | Ali Saleem       | 15           | 2      | 67         | 84             | 3.00 |
| -                 | 1  | Davis Jessel     | -            | -      | 1          | 1              |      |
| -                 | 3  | Mahadeo Ryan     | -            | -      | 2          | 2              |      |
| -                 | 4  | Tash Nolan       | -            | -      | -          | -              |      |
| -                 | 5  | Hoyte Mikel      | -            | -      | 1          | 1              |      |
| -                 | 6  | Bernard Colin    | -            | -      | -          | -              |      |
| -                 | 10 | Alleyne Kelvin   | -            | -      | 2          | 2              |      |
| -                 | 12 | Edwards Kevin    | -            | -      | 1          | 1              |      |
| -                 | 13 | Blake Simon      | -            | -      | -          | -              |      |
| -                 | 14 | Honore Marc      | -            | -      | -          | -              |      |
| -                 | 17 | Charles Hollis   | -            | -      | -          | -              |      |
| -                 | 19 | Raghoonanan Dave | -            | -      | 4          | 4              |      |
| <b>Others</b>     |    |                  | -            | -      | -          | -              |      |
| <b>Total Team</b> |    |                  | 15           | 2      | 78         | 95             | 3.00 |



**Reception**

Eff. %  
Limit: 25.00%

| Rk                | No | Name             | Excellents | Faults | Serve Receptions | Total Attempts | Note  |
|-------------------|----|------------------|------------|--------|------------------|----------------|-------|
| 1                 | 3  | Mahadeo Ryan     | 34         | 1      | 10               | 45             | 73.33 |
| -                 | 4  | Tash Nolan       | 7          | 1      | 4                | 12             |       |
| -                 | 10 | Alleyne Kelvin   | 5          | 1      | 6                | 12             |       |
| -                 | 12 | Edwards Kevin    | 3          | -      | 2                | 5              |       |
| -                 | 1  | Davis Jessel     | -          | -      | -                | -              |       |
| -                 | 5  | Hoyte Mikel      | -          | -      | -                | -              |       |
| -                 | 6  | Bernard Colin    | -          | -      | -                | -              |       |
| -                 | 8  | Ali Saleem       | -          | -      | -                | -              |       |
| -                 | 13 | Blake Simon      | -          | -      | -                | -              |       |
| -                 | 14 | Honore Marc      | -          | -      | -                | -              |       |
| -                 | 17 | Charles Hollis   | -          | -      | -                | -              |       |
| -                 | 19 | Raghoonanan Dave | -          | -      | -                | -              |       |
| <b>Others</b>     |    |                  | -          | -      | -                | -              |       |
| <b>Total Team</b> |    |                  | 49         | 3      | 22               | 74             | 62.16 |





# P-3 VOLLEYBALL • Match players ranking

## 2nd Round / 2010 FIVB Men's World Championship

### Pool A



**Match:** 6    **Date:** 04.06.2009    **Spectators:** 1'050  
**City:** Port of Spain  
**Hall:** UWI Sport and Physical Education Centre  
**Match duration:** **Start:** 18:24    **End:** 20:09    **Total:** 1:45

| Teams               | Sets | 1    | 2    | 3    | 4    | 5    | Total |
|---------------------|------|------|------|------|------|------|-------|
| TRI                 | 3    | 25   | 22   | 15   | 25   | 15   | 102   |
| ISV                 | 2    | 14   | 25   | 25   | 18   | 12   | 94    |
| <b>Set duration</b> |      | 0:18 | 0:23 | 0:20 | 0:18 | 0:14 | 1:33  |



## ISV • Virgin Islands



**Spike**

Succ. %  
Limit: 15.00%

| Rk                | No | Name                | Spikes | Faults | Shots | Total Attempts | Note  |
|-------------------|----|---------------------|--------|--------|-------|----------------|-------|
| 1                 | 13 | Van Holten Shimoi   | 8      | 4      | 7     | 19             | 42.11 |
| 2                 | 7  | Richards Jelani     | 6      | 5      | 9     | 20             | 30.00 |
| 3                 | 15 | Cintron Gustavo     | 7      | 6      | 12    | 25             | 28.00 |
| -                 | 12 | Nicholas Jerall     | 3      | 5      | 5     | 13             |       |
| -                 | 6  | Varlack Brandon     | 2      | 2      | 6     | 10             |       |
| -                 | 3  | Lomeli Marc         | 1      | -      | 4     | 5              |       |
| -                 | 10 | DeLugo Jr. Alvaro   | 2      | -      | 3     | 5              |       |
| -                 | 2  | Komlanc Michael     | 1      | -      | -     | 1              |       |
| -                 | 5  | Donastorg III Adlah | 1      | -      | -     | 1              |       |
| -                 | 1  | Luis Devon          | -      | -      | -     | -              |       |
| -                 | 11 | Dunton Andrew       | -      | -      | -     | -              |       |
| -                 | 14 | McCoy Bryan         | -      | -      | -     | -              |       |
| <b>Others</b>     |    |                     | -      | -      | -     | -              |       |
| <b>Total Team</b> |    |                     | 31     | 22     | 46    | 99             | 31.31 |



**Block**

Avg. by set

| Rk                | No | Name                | Kill Blocks | Faults | Rebounds | Total Attempts | Note |
|-------------------|----|---------------------|-------------|--------|----------|----------------|------|
| 1                 | 6  | Varlack Brandon     | 3           | -      | 4        | 7              | 0.60 |
| 1                 | 7  | Richards Jelani     | 3           | 2      | 3        | 8              | 0.60 |
| 1                 | 15 | Cintron Gustavo     | 3           | 4      | 2        | 9              | 0.60 |
| 4                 | 13 | Van Holten Shimoi   | 2           | 2      | 7        | 11             | 0.40 |
| 5                 | 12 | Nicholas Jerall     | 1           | 1      | 2        | 4              | 0.20 |
| 5                 | 10 | DeLugo Jr. Alvaro   | 1           | 1      | -        | 2              | 0.20 |
| 5                 | 3  | Lomeli Marc         | 1           | 5      | 2        | 8              | 0.20 |
| -                 | 1  | Luis Devon          | -           | -      | -        | -              |      |
| -                 | 5  | Donastorg III Adlah | -           | -      | -        | -              |      |
| -                 | 11 | Dunton Andrew       | -           | -      | -        | -              |      |
| -                 | 14 | McCoy Bryan         | -           | -      | -        | -              |      |
| -                 | 2  | Komlanc Michael     | -           | 1      | 1        | 2              |      |
| <b>Others</b>     |    |                     | -           | -      | -        | -              |      |
| <b>Total Team</b> |    |                     | 14          | 16     | 21       | 51             | 2.80 |



**Serve**

Avg. by set

| Rk                | No | Name                | Aces | Faults | Serve Hits | Total Attempts | Note |
|-------------------|----|---------------------|------|--------|------------|----------------|------|
| 1                 | 3  | Lomeli Marc         | 2    | 4      | 13         | 19             | 0.40 |
| 1                 | 15 | Cintron Gustavo     | 2    | 7      | 4          | 13             | 0.40 |
| 3                 | 6  | Varlack Brandon     | 1    | -      | 20         | 21             | 0.20 |
| -                 | 1  | Luis Devon          | -    | -      | 1          | 1              |      |
| -                 | 5  | Donastorg III Adlah | -    | -      | -          | -              |      |
| -                 | 11 | Dunton Andrew       | -    | -      | -          | -              |      |
| -                 | 14 | McCoy Bryan         | -    | -      | -          | -              |      |
| -                 | 13 | Van Holten Shimoi   | -    | 1      | 6          | 7              |      |
| -                 | 7  | Richards Jelani     | -    | 2      | 11         | 13             |      |
| -                 | 12 | Nicholas Jerall     | -    | 3      | 11         | 14             |      |
| -                 | 2  | Komlanc Michael     | -    | 1      | 3          | 4              |      |
| -                 | 10 | DeLugo Jr. Alvaro   | -    | 1      | 2          | 3              |      |
| <b>Others</b>     |    |                     | -    | -      | -          | -              |      |
| <b>Total Team</b> |    |                     | 5    | 19     | 71         | 95             | 1.00 |

| Team | Opponent errors & Team faults | 44 | 14 | 58 |
|------|-------------------------------|----|----|----|
|      |                               |    |    |    |





# P-3 VOLLEYBALL • Match players ranking


2nd Round / 2010 FIVB Men's World Championship  
Pool A



**Match:** 6 **Date:** 04.06.2009 **Spectators:** 1'050  
**City:** Port of Spain  
**Hall:** UWI Sport and Physical Education Centre  
**Match duration:** **Start:** 18:24 **End:** 20:09 **Total:** 1:45

| Teams               | Sets | 1    | 2    | 3    | 4    | 5    | Total |
|---------------------|------|------|------|------|------|------|-------|
| TRI                 | 3    | 25   | 22   | 15   | 25   | 15   | 102   |
| ISV                 | 2    | 14   | 25   | 25   | 18   | 12   | 94    |
| <b>Set duration</b> |      | 0:18 | 0:23 | 0:20 | 0:18 | 0:14 | 1:33  |


## ISV • Virgin Islands



**Dig**

Avg. by set


| Rk                | No | Name                | Digs | Faults | Receptions | Total Attempts | Note |
|-------------------|----|---------------------|------|--------|------------|----------------|------|
| 1                 | 5  | Donastorg III Adlah | 4    | 2      | 6          | 12             | 0.80 |
| 2                 | 6  | Varlack Brandon     | 3    | 1      | 3          | 7              | 0.60 |
| 3                 | 15 | Cintron Gustavo     | 2    | 1      | 5          | 8              | 0.40 |
| 4                 | 3  | Lomeli Marc         | 1    | 3      | 9          | 13             | 0.20 |
| 4                 | 12 | Nicholas Jerall     | 1    | 6      | 6          | 13             | 0.20 |
| 4                 | 7  | Richards Jelani     | 1    | 7      | 6          | 14             | 0.20 |
| -                 | 1  | Luis Devon          | -    | -      | -          | -              |      |
| -                 | 2  | Komlanc Michael     | -    | -      | -          | -              |      |
| -                 | 11 | Dunton Andrew       | -    | -      | -          | -              |      |
| -                 | 13 | Van Holten Shimoi   | -    | -      | 3          | 3              |      |
| -                 | 14 | McCoy Bryan         | -    | -      | -          | -              |      |
| -                 | 10 | DeLugo Jr. Alvaro   | -    | 2      | -          | 2              |      |
| <b>Others</b>     |    |                     | -    | -      | -          | -              |      |
| <b>Total Team</b> |    |                     | 12   | 22     | 38         | 72             | 2.40 |



**Set**

Avg. by set

| Rk                | No | Name                | Running Sets | Faults | Still Sets | Total Attempts | Note |
|-------------------|----|---------------------|--------------|--------|------------|----------------|------|
| 1                 | 3  | Lomeli Marc         | 7            | 2      | 77         | 86             | 1.40 |
| -                 | 1  | Luis Devon          | -            | -      | -          | -              |      |
| -                 | 2  | Komlanc Michael     | -            | -      | 1          | 1              |      |
| -                 | 5  | Donastorg III Adlah | -            | -      | 1          | 1              |      |
| -                 | 6  | Varlack Brandon     | -            | -      | -          | -              |      |
| -                 | 7  | Richards Jelani     | -            | -      | -          | -              |      |
| -                 | 10 | DeLugo Jr. Alvaro   | -            | -      | -          | -              |      |
| -                 | 11 | Dunton Andrew       | -            | -      | -          | -              |      |
| -                 | 12 | Nicholas Jerall     | -            | -      | -          | -              |      |
| -                 | 13 | Van Holten Shimoi   | -            | -      | 1          | 1              |      |
| -                 | 14 | McCoy Bryan         | -            | -      | -          | -              |      |
| -                 | 15 | Cintron Gustavo     | -            | -      | 3          | 3              |      |
| <b>Others</b>     |    |                     | -            | -      | -          | -              |      |
| <b>Total Team</b> |    |                     | 7            | 2      | 83         | 92             | 1.40 |



**Reception**

Eff. %  
Limit: 25.00%

| Rk                | No | Name                | Excellents | Faults | Serve Receptions | Total Attempts | Note  |
|-------------------|----|---------------------|------------|--------|------------------|----------------|-------|
| 1                 | 7  | Richards Jelani     | 16         | 1      | 9                | 26             | 57.69 |
| 2                 | 5  | Donastorg III Adlah | 9          | -      | 12               | 21             | 42.86 |
| -                 | 12 | Nicholas Jerall     | 10         | 1      | 5                | 16             |       |
| -                 | 10 | DeLugo Jr. Alvaro   | 2          | -      | -                | 2              |       |
| -                 | 1  | Luis Devon          | -          | -      | -                | -              |       |
| -                 | 2  | Komlanc Michael     | -          | -      | -                | -              |       |
| -                 | 3  | Lomeli Marc         | -          | -      | -                | -              |       |
| -                 | 11 | Dunton Andrew       | -          | -      | -                | -              |       |
| -                 | 14 | McCoy Bryan         | -          | -      | -                | -              |       |
| -                 | 15 | Cintron Gustavo     | -          | -      | -                | -              |       |
| -                 | 6  | Varlack Brandon     | 3          | 4      | 5                | 12             |       |
| -                 | 13 | Van Holten Shimoi   | -          | 1      | 1                | 2              |       |
| <b>Others</b>     |    |                     | -          | -      | -                | -              |       |
| <b>Total Team</b> |    |                     | 40         | 7      | 32               | 79             | 41.77 |

