



P-3 VOLLEYBALL • Match players ranking


1st Round / 2010 FIVB Men's World Championship
Norceca - B



Match: 2 **Date:** 01.04.2009 **Spectators:** 550
City: St. Johns
Hall: YMCA Sports Complex
Match duration: **Start:** 11:30 **End:** 12:26 **Total:** 0:56

| Teams | Sets | 1 | 2 | 3 | 4 | 5 | Total |
|---------------------|----------|------|------|------|---|---|-----------|
| ANT | 3 | 25 | 25 | 25 | | | 75 |
| MTS | 0 | 9 | 14 | 16 | | | 39 |
| Set duration | | 0:13 | 0:17 | 0:18 | | | 0:48 |


ANT • Antigua and Barbuda



Spike

Succ. %
Limit: 15.00%


| Rk | No | Name | Spikes | Faults | Shots | Total Attempts | Note |
|-------------------|----|----------------|--------|--------|-------|----------------|-------|
| 1 | 3 | Matthew Henry | 12 | 3 | 2 | 17 | 70.59 |
| 2 | 11 | Joseph Olsen | 6 | 3 | - | 9 | 66.67 |
| 3 | 8 | Gittens Eson | 1 | 2 | 5 | 8 | 12.50 |
| - | 9 | Roberts Xavier | 3 | 1 | 1 | 5 | |
| - | 1 | Martin Ryan | 1 | - | 3 | 4 | |
| - | 6 | Williams Carl | 1 | 1 | 1 | 3 | |
| - | 7 | Lee Emroy | - | 1 | 2 | 3 | |
| - | 2 | Graham Steve | - | - | - | - | |
| - | 4 | Thomas Collin | - | - | - | - | |
| - | 5 | Joseph Rixon | - | - | - | - | |
| - | 10 | HENRY BRAEDON | - | - | - | - | |
| - | 13 | Spencer Kareem | - | - | - | - | |
| Others | | | - | - | - | - | |
| Total Team | | | 24 | 11 | 14 | 49 | 48.98 |



Block

Avg. by set

| Rk | No | Name | Kill Blocks | Faults | Rebounds | Total Attempts | Note |
|-------------------|----|----------------|-------------|--------|----------|----------------|------|
| 1 | 8 | Gittens Eson | 3 | 1 | - | 4 | 1.00 |
| 1 | 11 | Joseph Olsen | 3 | 3 | 2 | 8 | 1.00 |
| 3 | 9 | Roberts Xavier | 2 | - | 1 | 3 | 0.67 |
| 4 | 3 | Matthew Henry | 1 | 1 | 2 | 4 | 0.33 |
| - | 1 | Martin Ryan | - | - | 1 | 1 | |
| - | 2 | Graham Steve | - | - | - | - | |
| - | 4 | Thomas Collin | - | - | - | - | |
| - | 5 | Joseph Rixon | - | - | - | - | |
| - | 10 | HENRY BRAEDON | - | - | - | - | |
| - | 13 | Spencer Kareem | - | - | - | - | |
| - | 7 | Lee Emroy | - | 1 | 1 | 2 | |
| - | 6 | Williams Carl | - | 1 | - | 1 | |
| Others | | | - | - | - | - | |
| Total Team | | | 9 | 7 | 7 | 23 | 3.00 |



Serve

Avg. by set

| Rk | No | Name | Aces | Faults | Serve Hits | Total Attempts | Note |
|-------------------|----|----------------|------|--------|------------|----------------|------|
| 1 | 3 | Matthew Henry | 3 | 2 | 6 | 11 | 1.00 |
| 2 | 8 | Gittens Eson | 2 | - | 13 | 15 | 0.67 |
| - | 4 | Thomas Collin | - | - | - | - | |
| - | 5 | Joseph Rixon | - | - | - | - | |
| - | 9 | Roberts Xavier | - | - | 5 | 5 | |
| - | 10 | HENRY BRAEDON | - | - | - | - | |
| - | 11 | Joseph Olsen | - | - | 12 | 12 | |
| - | 13 | Spencer Kareem | - | - | - | - | |
| - | 2 | Graham Steve | - | 2 | 13 | 15 | |
| - | 1 | Martin Ryan | - | 1 | 5 | 6 | |
| - | 6 | Williams Carl | - | 1 | 4 | 5 | |
| - | 7 | Lee Emroy | - | 1 | 3 | 4 | |
| Others | | | - | - | - | - | |
| Total Team | | | 5 | 7 | 61 | 73 | 1.67 |

| Team | Opponent errors & Team faults | 37 | 10 | 47 |
|------|-------------------------------|----|----|----|
| | | | | |





P-3 VOLLEYBALL • Match players ranking

1st Round / 2010 FIVB Men's World Championship
Norceca - B



Match: 2 **Date:** 01.04.2009 **Spectators:** 550
City: St. Johns
Hall: YMCA Sports Complex
Match duration: **Start:** 11:30 **End:** 12:26 **Total:** 0:56

| Teams | Sets | 1 | 2 | 3 | 4 | 5 | Total |
|---------------------|----------|------|------|------|---|---|-----------|
| ANT | 3 | 25 | 25 | 25 | | | 75 |
| MTS | 0 | 9 | 14 | 16 | | | 39 |
| Set duration | | 0:13 | 0:17 | 0:18 | | | 0:48 |

ANT • Antigua and Barbuda


| Rk | No | Name | Digs | Faults | Receptions | Total Attempts | Note |
|-------------------|----|----------------|------|--------|------------|----------------|------|
| 1 | 11 | Joseph Olsen | 1 | - | 5 | 6 | 0.33 |
| - | 1 | Martin Ryan | - | - | 1 | 1 | |
| - | 4 | Thomas Collin | - | - | - | - | |
| - | 5 | Joseph Rixon | - | - | - | - | |
| - | 6 | Williams Carl | - | - | 4 | 4 | |
| - | 7 | Lee Emroy | - | - | - | - | |
| - | 9 | Roberts Xavier | - | - | 3 | 3 | |
| - | 10 | HENRY BRAEDON | - | - | - | - | |
| - | 3 | Matthew Henry | - | 1 | 5 | 6 | |
| - | 2 | Graham Steve | - | 1 | 1 | 2 | |
| - | 8 | Gittens Eson | - | 1 | - | 1 | |
| Others | | | - | - | - | - | |
| Total Team | | | 1 | 3 | 19 | 23 | 0.33 |



Dig

Avg. by set


| Rk | No | Name | Running Sets | Faults | Still Sets | Total Attempts | Note |
|-------------------|----|----------------|--------------|--------|------------|----------------|------|
| 1 | 2 | Graham Steve | 2 | 1 | 31 | 34 | 0.67 |
| - | 1 | Martin Ryan | - | - | 1 | 1 | |
| - | 3 | Matthew Henry | - | - | 1 | 1 | |
| - | 4 | Thomas Collin | - | - | - | - | |
| - | 5 | Joseph Rixon | - | - | - | - | |
| - | 6 | Williams Carl | - | - | - | - | |
| - | 7 | Lee Emroy | - | - | - | - | |
| - | 8 | Gittens Eson | - | - | - | - | |
| - | 9 | Roberts Xavier | - | - | - | - | |
| - | 10 | HENRY BRAEDON | - | - | - | - | |
| - | 11 | Joseph Olsen | - | - | 1 | 1 | |
| - | 13 | Spencer Kareem | - | - | - | - | |
| Others | | | - | - | - | - | |
| Total Team | | | 2 | 1 | 34 | 37 | 0.67 |



Set

Avg. by set

| Rk | No | Name | Excellents | Faults | Serve Receptions | Total Attempts | Note |
|-------------------|----|----------------|------------|--------|------------------|----------------|-------|
| 1 | 3 | Matthew Henry | 2 | - | 8 | 10 | 20.00 |
| - | 11 | Joseph Olsen | 1 | - | 6 | 7 | |
| - | 8 | Gittens Eson | - | - | 5 | 5 | |
| - | 6 | Williams Carl | - | - | 4 | 4 | |
| - | 7 | Lee Emroy | - | - | 3 | 3 | |
| - | 1 | Martin Ryan | - | - | 1 | 1 | |
| - | 2 | Graham Steve | - | - | 1 | 1 | |
| - | 9 | Roberts Xavier | - | - | 1 | 1 | |
| - | 4 | Thomas Collin | - | - | - | - | |
| - | 5 | Joseph Rixon | - | - | - | - | |
| - | 10 | HENRY BRAEDON | - | - | - | - | |
| - | 13 | Spencer Kareem | - | - | - | - | |
| Others | | | - | - | - | - | |
| Total Team | | | 3 | - | 29 | 32 | 9.38 |



Reception

Eff. %
Limit: 25.00%





P-3 VOLLEYBALL • Match players ranking


1st Round / 2010 FIVB Men's World Championship
Norceca - B



Match: 2 **Date:** 01.04.2009 **Spectators:** 550
City: St. Johns
Hall: YMCA Sports Complex
Match duration: **Start:** 11:30 **End:** 12:26 **Total:** 0:56

| Teams | Sets | 1 | 2 | 3 | 4 | 5 | Total |
|---------------------|----------|------|------|------|---|---|-------|
| ANT | 3 | 25 | 25 | 25 | | | 75 |
| MTS | 0 | 9 | 14 | 16 | | | 39 |
| Set duration | | 0:13 | 0:17 | 0:18 | | | 0:48 |


MTS • Montserrat



Spike

Succ. %
Limit: 15.00%


| Rk | No | Name | Spikes | Faults | Shots | Total Attempts | Note |
|-------------------|----|-------------------|--------|--------|-------|----------------|-------|
| 1 | 7 | Daley Dennison | 5 | 4 | 6 | 15 | 33.33 |
| 2 | 8 | Rankin Collis | 3 | 5 | 4 | 12 | 25.00 |
| 3 | 12 | Rodney Courtney | 3 | 6 | 6 | 15 | 20.00 |
| - | 6 | West Andre | - | 4 | 9 | 13 | |
| - | 5 | Timal Orvil | - | 1 | 2 | 3 | |
| - | 2 | Morris Denfield | 1 | - | - | 1 | |
| - | 3 | Roach Tquan | - | 1 | - | 1 | |
| - | 1 | Persaud Nimrod | - | - | - | - | |
| - | 4 | Sweeney Reuneile | - | - | - | - | |
| - | 9 | Persaud Mahendra | - | - | - | - | |
| - | 10 | Wright Derrick | - | - | - | - | |
| - | 11 | Yearwood Clifford | - | - | - | - | |
| Others | | | - | - | - | - | |
| Total Team | | | 12 | 21 | 27 | 60 | 20.00 |



Block

Avg. by set

| Rk | No | Name | Kill Blocks | Faults | Rebounds | Total Attempts | Note |
|-------------------|----|-------------------|-------------|--------|----------|----------------|------|
| 1 | 6 | West Andre | 1 | 1 | - | 2 | 0.33 |
| - | 1 | Persaud Nimrod | - | - | - | - | |
| - | 2 | Morris Denfield | - | - | 1 | 1 | |
| - | 3 | Roach Tquan | - | - | 1 | 1 | |
| - | 4 | Sweeney Reuneile | - | - | - | - | |
| - | 9 | Persaud Mahendra | - | - | - | - | |
| - | 10 | Wright Derrick | - | - | - | - | |
| - | 11 | Yearwood Clifford | - | - | - | - | |
| - | 12 | Rodney Courtney | - | - | 1 | 1 | |
| - | 7 | Daley Dennison | - | 2 | 1 | 3 | |
| - | 5 | Timal Orvil | - | 2 | - | 2 | |
| - | 8 | Rankin Collis | - | 1 | - | 1 | |
| Others | | | - | - | - | - | |
| Total Team | | | 1 | 6 | 4 | 11 | 0.33 |



Serve

Avg. by set

| Rk | No | Name | Aces | Faults | Serve Hits | Total Attempts | Note |
|-------------------|----|-------------------|------|--------|------------|----------------|------|
| 1 | 7 | Daley Dennison | 1 | 5 | - | 6 | 0.33 |
| - | 1 | Persaud Nimrod | - | - | - | - | |
| - | 2 | Morris Denfield | - | - | 4 | 4 | |
| - | 3 | Roach Tquan | - | - | 5 | 5 | |
| - | 4 | Sweeney Reuneile | - | - | - | - | |
| - | 5 | Timal Orvil | - | - | 4 | 4 | |
| - | 8 | Rankin Collis | - | - | 8 | 8 | |
| - | 9 | Persaud Mahendra | - | - | - | - | |
| - | 10 | Wright Derrick | - | - | - | - | |
| - | 11 | Yearwood Clifford | - | - | - | - | |
| - | 6 | West Andre | - | 2 | 7 | 9 | |
| - | 12 | Rodney Courtney | - | 2 | 3 | 5 | |
| Others | | | - | - | - | - | |
| Total Team | | | 1 | 9 | 31 | 41 | 0.33 |

| Team | Opponent errors & Team faults | 25 | 23 | 48 |
|------|-------------------------------|----|----|----|
| | | | | |





P-3 VOLLEYBALL • Match players ranking


1st Round / 2010 FIVB Men's World Championship
Norceca - B



Match: 2 **Date:** 01.04.2009 **Spectators:** 550
City: St. Johns
Hall: YMCA Sports Complex
Match duration: **Start:** 11:30 **End:** 12:26 **Total:** 0:56

| Teams | Sets | 1 | 2 | 3 | 4 | 5 | Total |
|---------------------|----------|------|------|------|---|---|-------|
| ANT | 3 | 25 | 25 | 25 | | | 75 |
| MTS | 0 | 9 | 14 | 16 | | | 39 |
| Set duration | | 0:13 | 0:17 | 0:18 | | | 0:48 |

MTS • Montserrat



Dig

Avg. by set


| Rk | No | Name | Digs | Faults | Receptions | Total Attempts | Note |
|-------------------|----|-------------------|------|--------|------------|----------------|------|
| - | 1 | Persaud Nimrod | - | - | - | - | |
| - | 2 | Morris Denfield | - | - | - | - | |
| - | 3 | Roach Tquan | - | - | 1 | 1 | |
| - | 4 | Sweeney Reuneile | - | - | 1 | 1 | |
| - | 8 | Rankin Collis | - | - | 5 | 5 | |
| - | 9 | Persaud Mahendra | - | - | - | - | |
| - | 10 | Wright Derrick | - | - | - | - | |
| - | 11 | Yearwood Clifford | - | - | - | - | |
| - | 12 | Rodney Courtney | - | - | 1 | 1 | |
| - | 6 | West Andre | - | 3 | 5 | 8 | |
| - | 7 | Daley Dennison | - | 1 | 1 | 2 | |
| - | 5 | Timal Orvil | - | 2 | 1 | 3 | |
| Others | | | - | - | - | - | |
| Total Team | | | - | 6 | 15 | 21 | |



Set

Avg. by set

| Rk | No | Name | Running Sets | Faults | Still Sets | Total Attempts | Note |
|-------------------|----|-------------------|--------------|--------|------------|----------------|------|
| 1 | 2 | Morris Denfield | 1 | 4 | 25 | 30 | 0.33 |
| - | 1 | Persaud Nimrod | - | - | - | - | |
| - | 3 | Roach Tquan | - | - | 3 | 3 | |
| - | 4 | Sweeney Reuneile | - | - | - | - | |
| - | 5 | Timal Orvil | - | - | 16 | 16 | |
| - | 6 | West Andre | - | - | 2 | 2 | |
| - | 7 | Daley Dennison | - | - | 1 | 1 | |
| - | 8 | Rankin Collis | - | - | 4 | 4 | |
| - | 9 | Persaud Mahendra | - | - | - | - | |
| - | 10 | Wright Derrick | - | - | - | - | |
| - | 11 | Yearwood Clifford | - | - | - | - | |
| - | 12 | Rodney Courtney | - | - | 2 | 2 | |
| Others | | | - | - | - | - | |
| Total Team | | | 1 | 4 | 53 | 58 | 0.33 |



Reception

Eff. %
Limit: 25.00%

| Rk | No | Name | Excellents | Faults | Serve Receptions | Total Attempts | Note |
|-------------------|----|-------------------|------------|--------|------------------|----------------|------|
| - | 6 | West Andre | - | - | 15 | 15 | |
| - | 8 | Rankin Collis | - | - | 13 | 13 | |
| - | 2 | Morris Denfield | - | - | 3 | 3 | |
| - | 3 | Roach Tquan | - | - | 3 | 3 | |
| - | 4 | Sweeney Reuneile | - | - | 2 | 2 | |
| - | 1 | Persaud Nimrod | - | - | - | - | |
| - | 9 | Persaud Mahendra | - | - | - | - | |
| - | 10 | Wright Derrick | - | - | - | - | |
| - | 11 | Yearwood Clifford | - | - | - | - | |
| - | 5 | Timal Orvil | - | 1 | 9 | 10 | |
| - | 7 | Daley Dennison | - | 3 | 9 | 12 | |
| - | 12 | Rodney Courtney | - | 2 | 6 | 8 | |
| Others | | | - | - | - | - | |
| Total Team | | | - | 6 | 60 | 66 | |

