



P-3 VOLLEYBALL • Match players ranking

3rd Round / 2010 FIVB Men's World Championship
Europe - K




Match: 6 **Date:** 16.08.2009 **Spectators:** 5'000
City: Gdynia City
Hall: "Gdynia" Hall
Match duration: **Start:** 16:30 **End:** 18:32 **Total:** 2:02

Teams	Sets	1	2	3	4	5	Total
POL	3	25	25	25			75
FRA	0	17	19	21			57
Set duration		0:24	0:25	0:23			1:12




POL • Poland



Spike

Succ. %
Limit: 15.00%


Rk	No	Name	Spikes	Faults	Shots	Total Attempts	Note
1	8	JAROSZ Jakub	12	1	4	17	70.59
2	6	KUREK Bartosz	5	-	5	10	50.00
-	14	RUCIAK Michal	5	1	3	9	
-	4	PLINSKI Daniel	7	-	1	8	
-	9	BARTMAN Zbigniew	3	1	4	8	
-	17	BAKIEWICZ Michal	3	-	3	6	
-	18	MOZDZONEK Marcin	4	1	1	6	
-	3	GRUSZKA Piotr	-	-	-	-	
-	5	ZAGUMNY Pawel	-	-	-	-	
-	11	KADZIEWICZ Lukasz	-	-	-	-	
-	12	WOICKI Pawel	-	-	-	-	
-	15	GACEK Piotr	-	-	-	-	
Others			-	-	-	-	
Total Team			39	4	21	64	60.94



Block

Avg. by set

Rk	No	Name	Kill Blocks	Faults	Rebounds	Total Attempts	Note
1	18	MOZDZONEK Marcin	3	8	1	12	1.00
2	4	PLINSKI Daniel	2	7	3	12	0.67
3	6	KUREK Bartosz	1	2	1	4	0.33
-	3	GRUSZKA Piotr	-	-	-	-	
-	5	ZAGUMNY Pawel	-	-	-	-	
-	11	KADZIEWICZ Lukasz	-	-	-	-	
-	15	GACEK Piotr	-	-	-	-	
-	12	WOICKI Pawel	-	2	4	6	
-	14	RUCIAK Michal	-	2	1	3	
-	8	JAROSZ Jakub	-	3	1	4	
-	9	BARTMAN Zbigniew	-	2	-	2	
-	17	BAKIEWICZ Michal	-	2	-	2	
Others			-	-	-	-	
Total Team			6	28	11	45	2.00



Serve

Avg. by set

Rk	No	Name	Aces	Faults	Serve Hits	Total Attempts	Note
1	17	BAKIEWICZ Michal	1	1	4	6	0.33
1	8	JAROSZ Jakub	1	4	5	10	0.33
-	3	GRUSZKA Piotr	-	-	-	-	
-	5	ZAGUMNY Pawel	-	-	-	-	
-	9	BARTMAN Zbigniew	-	-	3	3	
-	11	KADZIEWICZ Lukasz	-	-	-	-	
-	15	GACEK Piotr	-	-	-	-	
-	18	MOZDZONEK Marcin	-	1	16	17	
-	12	WOICKI Pawel	-	1	13	14	
-	4	PLINSKI Daniel	-	3	6	9	
-	6	KUREK Bartosz	-	3	6	9	
-	14	RUCIAK Michal	-	2	4	6	
Others			-	-	-	-	
Total Team			2	15	57	74	0.67

Team	Opponent errors & Team faults				
		28	-		28





P-3 VOLLEYBALL • Match players ranking

3rd Round / 2010 FIVB Men's World Championship
Europe - K




Match: 6 **Date:** 16.08.2009 **Spectators:** 5'000
City: Gdynia City
Hall: "Gdynia" Hall
Match duration: **Start:** 16:30 **End:** 18:32 **Total:** 2:02

Teams	Sets	1	2	3	4	5	Total
POL	3	25	25	25			75
FRA	0	17	19	21			57
Set duration		0:24	0:25	0:23			1:12



POL • Poland



Dig

Avg. by set


Rk	No	Name	Digs	Faults	Receptions	Total Attempts	Note
1	15	GACEK Piotr	7	2	1	10	2.33
2	17	BAKIEWICZ Michal	3	-	-	3	1.00
2	12	WOICKI Pawel	3	2	2	7	1.00
4	4	PLINSKI Daniel	2	-	2	4	0.67
4	14	RUCIAK Michal	2	-	1	3	0.67
6	8	JAROSZ Jakub	1	1	4	6	0.33
6	6	KUREK Bartosz	1	1	1	3	0.33
6	9	BARTMAN Zbigniew	1	1	-	2	0.33
-	3	GRUSZKA Piotr	-	-	-	-	
-	5	ZAGUMNY Pawel	-	-	-	-	
-	11	KADZIEWICZ Lukasz	-	-	-	-	
-	18	MOZDZONEK Marcin	-	1	1	2	
Others			-	-	-	-	
Total Team			20	8	12	40	6.67



Set

Avg. by set

Rk	No	Name	Running Sets	Faults	Still Sets	Total Attempts	Note
1	12	WOICKI Pawel	27	-	29	56	9.00
-	3	GRUSZKA Piotr	-	-	-	-	
-	4	PLINSKI Daniel	-	-	-	-	
-	5	ZAGUMNY Pawel	-	-	-	-	
-	6	KUREK Bartosz	-	-	1	1	
-	8	JAROSZ Jakub	-	-	-	-	
-	9	BARTMAN Zbigniew	-	-	-	-	
-	11	KADZIEWICZ Lukasz	-	-	-	-	
-	14	RUCIAK Michal	-	-	-	-	
-	15	GACEK Piotr	-	-	-	-	
-	17	BAKIEWICZ Michal	-	-	1	1	
-	18	MOZDZONEK Marcin	-	-	2	2	
Others			-	-	-	-	
Total Team			27	-	33	60	9.00



Reception

Eff. %
Limit: 25.00%

Rk	No	Name	Excellents	Faults	Serve Receptions	Total Attempts	Note
1	15	GACEK Piotr	8	1	5	14	50.00
2	6	KUREK Bartosz	6	-	10	16	37.50
-	14	RUCIAK Michal	2	-	7	9	
-	9	BARTMAN Zbigniew	1	1	2	4	
-	17	BAKIEWICZ Michal	-	-	1	1	
-	3	GRUSZKA Piotr	-	-	-	-	
-	4	PLINSKI Daniel	-	-	-	-	
-	5	ZAGUMNY Pawel	-	-	-	-	
-	8	JAROSZ Jakub	-	-	-	-	
-	11	KADZIEWICZ Lukasz	-	-	-	-	
-	12	WOICKI Pawel	-	-	-	-	
-	18	MOZDZONEK Marcin	-	-	-	-	
Others			-	-	-	-	
Total Team			17	2	25	44	34.09






P-3 VOLLEYBALL • Match players ranking

3rd Round / 2010 FIVB Men's World Championship
Europe - K




Match: 6 **Date:** 16.08.2009 **Spectators:** 5'000
City: Gdynia City
Hall: "Gdynia" Hall
Match duration: **Start:** 16:30 **End:** 18:32 **Total:** 2:02

Teams	Sets	1	2	3	4	5	Total
POL	3	25	25	25			75
FRA	0	17	19	21			57
Set duration		0:24	0:25	0:23			1:12




FRA • France



Spike

Succ. %
Limit: 15.00%


Rk	No	Name	Spikes	Faults	Shots	Total Attempts	Note
1	14	Tuia Samuele	11	3	9	23	47.83
2	8	Moreau Marien	6	5	4	15	40.00
-	16	Ragondet Emmanuel	3	1	7	11	
-	10	Tolar Jean-Stéphane	5	1	2	8	
-	4	Rouzier Antonin	3	3	-	6	
-	5	Vadeleux Romain	3	-	1	4	
-	7	Antiga Stéphane	2	2	-	4	
-	6	Sol Jean-Philippe	1	-	2	3	
-	11	Le Marrec Loïc	1	-	1	2	
-	9	Samica Guillaume	-	1	-	1	
-	13	Pujol Pierre	-	-	-	-	
-	19	Henno Hubert	-	-	-	-	
Others			-	-	-	-	
Total Team			35	16	26	77	45.45



Block

Avg. by set

Rk	No	Name	Kill Blocks	Faults	Rebounds	Total Attempts	Note
1	4	Rouzier Antonin	1	-	1	2	0.33
1	6	Sol Jean-Philippe	1	5	-	6	0.33
-	7	Antiga Stéphane	-	-	1	1	
-	9	Samica Guillaume	-	-	-	-	
-	13	Pujol Pierre	-	-	-	-	
-	16	Ragondet Emmanuel	-	-	-	-	
-	19	Henno Hubert	-	-	-	-	
-	8	Moreau Marien	-	2	2	4	
-	10	Tolar Jean-Stéphane	-	9	5	14	
-	14	Tuia Samuele	-	3	1	4	
-	11	Le Marrec Loïc	-	4	1	5	
-	5	Vadeleux Romain	-	7	-	7	
Others			-	-	-	-	
Total Team			2	30	11	43	0.67



Serve

Avg. by set

Rk	No	Name	Aces	Faults	Serve Hits	Total Attempts	Note
1	16	Ragondet Emmanuel	1	1	6	8	0.33
1	6	Sol Jean-Philippe	1	2	1	4	0.33
-	4	Rouzier Antonin	-	-	4	4	
-	7	Antiga Stéphane	-	-	2	2	
-	13	Pujol Pierre	-	-	-	-	
-	19	Henno Hubert	-	-	-	-	
-	11	Le Marrec Loïc	-	1	8	9	
-	14	Tuia Samuele	-	1	8	9	
-	10	Tolar Jean-Stéphane	-	2	5	7	
-	5	Vadeleux Romain	-	3	4	7	
-	8	Moreau Marien	-	3	4	7	
-	9	Samica Guillaume	-	1	-	1	
Others			-	-	-	-	
Total Team			2	14	42	58	0.67

Team	Opponent errors & Team faults				
		18	-		18






P-3 VOLLEYBALL • Match players ranking

3rd Round / 2010 FIVB Men's World Championship
Europe - K




Match: 6 **Date:** 16.08.2009 **Spectators:** 5'000
City: Gdynia City
Hall: "Gdynia" Hall
Match duration: **Start:** 16:30 **End:** 18:32 **Total:** 2:02

Teams	Sets	1	2	3	4	5	Total
POL	3	25	25	25			75
FRA	0	17	19	21			57
Set duration		0:24	0:25	0:23			1:12



FRA • France



Dig

Avg. by set


Rk	No	Name	Digs	Faults	Receptions	Total Attempts	Note
1	19	Henno Hubert	7	4	6	17	2.33
2	14	Tuia Samuele	3	-	4	7	1.00
3	16	Ragondet Emmanuel	2	1	4	7	0.67
4	5	Vadeleux Romain	1	-	2	3	0.33
4	11	Le Marrec Loïc	1	1	6	8	0.33
4	7	Antiga Stéphane	1	1	1	3	0.33
-	9	Samica Guillaume	-	-	-	-	
-	10	Tolar Jean-Stéphane	-	-	2	2	
-	13	Pujol Pierre	-	-	-	-	
-	8	Moreau Marien	-	2	3	5	
-	4	Rouzier Antonin	-	1	1	2	
-	6	Sol Jean-Philippe	-	1	-	1	
Others			-	-	-	-	
Total Team			15	11	29	55	5.00



Set

Avg. by set

Rk	No	Name	Running Sets	Faults	Still Sets	Total Attempts	Note
1	11	Le Marrec Loïc	13	1	46	60	4.33
-	4	Rouzier Antonin	-	-	-	-	
-	5	Vadeleux Romain	-	-	-	-	
-	6	Sol Jean-Philippe	-	-	-	-	
-	7	Antiga Stéphane	-	-	-	-	
-	8	Moreau Marien	-	-	-	-	
-	9	Samica Guillaume	-	-	-	-	
-	10	Tolar Jean-Stéphane	-	-	-	-	
-	13	Pujol Pierre	-	-	-	-	
-	14	Tuia Samuele	-	-	-	-	
-	16	Ragondet Emmanuel	-	-	-	-	
-	19	Henno Hubert	-	-	-	-	
Others			-	-	-	-	
Total Team			13	1	46	60	4.33



Reception

Eff. %
Limit: 25.00%

Rk	No	Name	Excellents	Faults	Serve Receptions	Total Attempts	Note
1	19	Henno Hubert	8	3	9	20	25.00
2	14	Tuia Samuele	3	-	12	15	20.00
3	16	Ragondet Emmanuel	3	-	15	18	16.67
-	7	Antiga Stéphane	3	-	1	4	
-	5	Vadeleux Romain	-	-	1	1	
-	9	Samica Guillaume	-	-	1	1	
-	4	Rouzier Antonin	-	-	-	-	
-	6	Sol Jean-Philippe	-	-	-	-	
-	8	Moreau Marien	-	-	-	-	
-	10	Tolar Jean-Stéphane	-	-	-	-	
-	11	Le Marrec Loïc	-	-	-	-	
-	13	Pujol Pierre	-	-	-	-	
Others			-	-	-	-	
Total Team			17	3	39	59	23.73

