



P-3 VOLLEYBALL • Match players ranking

3rd Round / 2010 FIVB Men's World Championship
Europe - K




Match: 2 **Date:** 14.08.2009 **Spectators:** 3'200
City: Gdynia City
Hall: "Gdynia" Hall
Match duration: **Start:** 20:00 **End:** 21:36 **Total:** 1:36

Teams	Sets	1	2	3	4	5	Total
POL	3	25	25	25			75
SLO	0	16	23	15			54
Set duration		0:24	0:29	0:23			1:16




POL • Poland



Spike

Succ. %
Limit: 15.00%


Rk	No	Name	Spikes	Faults	Shots	Total Attempts	Note
1	4	PLINSKI Daniel	8	2	3	13	61.54
2	6	KUREK Bartosz	11	4	7	22	50.00
3	3	GRUSZKA Piotr	8	5	8	21	38.10
-	17	BAKIEWICZ Michal	8	-	3	11	
-	18	MOZDZONEK Marcin	6	-	1	7	
-	5	ZAGUMNY Pawel	-	-	3	3	
-	8	JAROSZ Jakub	-	1	-	1	
-	9	BARTMAN Zbigniew	-	-	-	-	
-	11	KADZIEWICZ Lukasz	-	-	-	-	
-	12	WOICKI Pawel	-	-	-	-	
-	14	RUCIAK Michal	-	-	-	-	
-	15	GACEK Piotr	-	-	-	-	
Others			-	-	-	-	
Total Team			41	12	25	78	52.56



Block

Avg. by set

Rk	No	Name	Kill Blocks	Faults	Rebounds	Total Attempts	Note
1	4	PLINSKI Daniel	4	9	9	22	1.33
1	17	BAKIEWICZ Michal	4	5	1	10	1.33
3	6	KUREK Bartosz	1	-	4	5	0.33
-	8	JAROSZ Jakub	-	-	-	-	
-	11	KADZIEWICZ Lukasz	-	-	-	-	
-	12	WOICKI Pawel	-	-	-	-	
-	14	RUCIAK Michal	-	-	-	-	
-	15	GACEK Piotr	-	-	-	-	
-	5	ZAGUMNY Pawel	-	1	2	3	
-	18	MOZDZONEK Marcin	-	4	5	9	
-	3	GRUSZKA Piotr	-	2	1	3	
-	9	BARTMAN Zbigniew	-	1	-	1	
Others			-	-	-	-	
Total Team			9	22	22	53	3.00



Serve

Avg. by set

Rk	No	Name	Aces	Faults	Serve Hits	Total Attempts	Note
1	18	MOZDZONEK Marcin	2	2	11	15	0.67
2	3	GRUSZKA Piotr	1	1	11	13	0.33
2	4	PLINSKI Daniel	1	1	9	11	0.33
2	6	KUREK Bartosz	1	4	8	13	0.33
2	12	WOICKI Pawel	1	1	-	2	0.33
-	5	ZAGUMNY Pawel	-	-	9	9	
-	8	JAROSZ Jakub	-	-	1	1	
-	9	BARTMAN Zbigniew	-	-	-	-	
-	11	KADZIEWICZ Lukasz	-	-	-	-	
-	14	RUCIAK Michal	-	-	-	-	
-	15	GACEK Piotr	-	-	-	-	
-	17	BAKIEWICZ Michal	-	3	6	9	
Others			-	-	-	-	
Total Team			6	12	55	73	2.00

Team	Opponent errors & Team faults	19	1	20





P-3 VOLLEYBALL • Match players ranking

3rd Round / 2010 FIVB Men's World Championship
Europe - K




Match: 2 **Date:** 14.08.2009 **Spectators:** 3'200
City: Gdynia City
Hall: "Gdynia" Hall
Match duration: **Start:** 20:00 **End:** 21:36 **Total:** 1:36

Teams	Sets	1	2	3	4	5	Total
POL	3	25	25	25			75
SLO	0	16	23	15			54
Set duration		0:24	0:29	0:23			1:16




POL • Poland



Dig

Avg. by set


Rk	No	Name	Digs	Faults	Receptions	Total Attempts	Note
1	15	GACEK Piotr	9	1	5	15	3.00
2	5	ZAGUMNY Pawel	7	-	6	13	2.33
3	4	PLINSKI Daniel	5	-	3	8	1.67
3	17	BAKIEWICZ Michal	5	-	8	13	1.67
5	6	KUREK Bartosz	2	-	1	3	0.67
6	18	MOZDZONEK Marcin	1	2	3	6	0.33
6	3	GRUSZKA Piotr	1	3	3	7	0.33
-	8	JAROSZ Jakub	-	-	-	-	
-	9	BARTMAN Zbigniew	-	-	-	-	
-	11	KADZIEWICZ Lukasz	-	-	-	-	
-	12	WOICKI Pawel	-	-	-	-	
-	14	RUCIAK Michal	-	-	-	-	
Others			-	-	-	-	
Total Team			30	6	29	65	10.00



Set

Avg. by set

Rk	No	Name	Running Sets	Faults	Still Sets	Total Attempts	Note
1	5	ZAGUMNY Pawel	25	-	29	54	8.33
2	15	GACEK Piotr	1	-	-	1	0.33
-	3	GRUSZKA Piotr	-	-	1	1	
-	4	PLINSKI Daniel	-	-	2	2	
-	6	KUREK Bartosz	-	-	1	1	
-	8	JAROSZ Jakub	-	-	-	-	
-	9	BARTMAN Zbigniew	-	-	-	-	
-	11	KADZIEWICZ Lukasz	-	-	-	-	
-	12	WOICKI Pawel	-	-	-	-	
-	14	RUCIAK Michal	-	-	-	-	
-	17	BAKIEWICZ Michal	-	-	-	-	
-	18	MOZDZONEK Marcin	-	-	1	1	
Others			-	-	-	-	
Total Team			26	-	34	60	8.67



Reception

Eff. %
Limit: 25.00%

Rk	No	Name	Excellents	Faults	Serve Receptions	Total Attempts	Note
1	15	GACEK Piotr	5	-	9	14	35.71
2	6	KUREK Bartosz	4	-	9	13	30.77
3	17	BAKIEWICZ Michal	3	-	11	14	21.43
-	5	ZAGUMNY Pawel	-	-	1	1	
-	14	RUCIAK Michal	1	-	-	1	
-	18	MOZDZONEK Marcin	-	-	1	1	
-	4	PLINSKI Daniel	-	-	-	-	
-	8	JAROSZ Jakub	-	-	-	-	
-	9	BARTMAN Zbigniew	-	-	-	-	
-	11	KADZIEWICZ Lukasz	-	-	-	-	
-	12	WOICKI Pawel	-	-	-	-	
-	3	GRUSZKA Piotr	-	1	-	1	
Others			-	-	-	-	
Total Team			13	1	31	45	26.67





P-3 VOLLEYBALL • Match players ranking

3rd Round / 2010 FIVB Men's World Championship
Europe - K




Match: 2 **Date:** 14.08.2009 **Spectators:** 3'200
City: Gdynia City
Hall: "Gdynia" Hall
Match duration: **Start:** 20:00 **End:** 21:36 **Total:** 1:36

Teams	Sets	1	2	3	4	5	Total
POL	3	25	25	25			75
SLO	0	16	23	15			54
Set duration		0:24	0:29	0:23			1:16




SLO • Slovenia



Spike

Succ. %
Limit: 15.00%


Rk	No	Name	Spikes	Faults	Shots	Total Attempts	Note
1	7	PLESKO MATIJA	8	2	8	18	44.44
2	9	URNAUT TINE	9	6	14	29	31.03
-	14	CUTURIC JASMIN	3	2	6	11	
-	3	CEBRON DAVOR	5	1	4	10	
-	2	PAJENK ALEN	3	-	5	8	
-	6	GASPARINI MITJA	1	3	4	8	
-	13	SMUC TOMISLAV	-	-	1	1	
-	1	FLAJS ANDREJ	-	-	-	-	
-	5	SKET ALEN	-	-	-	-	
-	10	VINCIC DEJAN	-	-	-	-	
-	12	SKORC SEBASTIJAN	-	-	-	-	
-	17	RADOVIC DRAGAN	-	-	-	-	
Others			-	-	-	-	
Total Team			29	14	42	85	34.12



Block

Avg. by set

Rk	No	Name	Kill Blocks	Faults	Rebounds	Total Attempts	Note
1	14	CUTURIC JASMIN	1	1	2	4	0.33
1	7	PLESKO MATIJA	1	3	1	5	0.33
1	9	URNAUT TINE	1	4	1	6	0.33
1	2	PAJENK ALEN	1	9	2	12	0.33
1	3	CEBRON DAVOR	1	15	3	19	0.33
-	1	FLAJS ANDREJ	-	-	-	-	
-	5	SKET ALEN	-	-	-	-	
-	10	VINCIC DEJAN	-	-	-	-	
-	12	SKORC SEBASTIJAN	-	-	-	-	
-	17	RADOVIC DRAGAN	-	-	-	-	
-	13	SMUC TOMISLAV	-	3	1	4	
-	6	GASPARINI MITJA	-	1	-	1	
Others			-	-	-	-	
Total Team			5	36	10	51	1.67



Serve

Avg. by set

Rk	No	Name	Aces	Faults	Serve Hits	Total Attempts	Note
1	14	CUTURIC JASMIN	1	1	8	10	0.33
-	1	FLAJS ANDREJ	-	-	-	-	
-	5	SKET ALEN	-	-	-	-	
-	10	VINCIC DEJAN	-	-	4	4	
-	12	SKORC SEBASTIJAN	-	-	-	-	
-	13	SMUC TOMISLAV	-	-	12	12	
-	17	RADOVIC DRAGAN	-	-	-	-	
-	7	PLESKO MATIJA	-	1	7	8	
-	3	CEBRON DAVOR	-	1	6	7	
-	2	PAJENK ALEN	-	4	4	8	
-	9	URNAUT TINE	-	3	3	6	
-	6	GASPARINI MITJA	-	1	-	1	
Others			-	-	-	-	
Total Team			1	11	44	56	0.33

Team	Opponent errors & Team faults				
		19	1		20





P-3 VOLLEYBALL • Match players ranking

3rd Round / 2010 FIVB Men's World Championship
Europe - K




Match: 2 **Date:** 14.08.2009 **Spectators:** 3'200
City: Gdynia City
Hall: "Gdynia" Hall
Match duration: **Start:** 20:00 **End:** 21:36 **Total:** 1:36

Teams	Sets	1	2	3	4	5	Total
POL	3	25	25	25			75
SLO	0	16	23	15			54
Set duration		0:24	0:29	0:23			1:16




SLO • Slovenia



Dig

Avg. by set


Rk	No	Name	Digs	Faults	Receptions	Total Attempts	Note
1	12	SKORC SEBASTIJAN	9	1	5	15	3.00
2	7	PLESKO MATIJA	5	2	8	15	1.67
3	14	CUTURIC JASMIN	4	-	7	11	1.33
3	13	SMUC TOMISLAV	4	1	7	12	1.33
5	9	URNAUT TINE	2	1	4	7	0.67
6	6	GASPARINI MITJA	1	-	-	1	0.33
-	1	FLAJS ANDREJ	-	-	-	-	
-	2	PAJENK ALEN	-	-	2	2	
-	5	SKET ALEN	-	-	-	-	
-	10	VINCIC DEJAN	-	-	3	3	
-	17	RADOVIC DRAGAN	-	-	-	-	
-	3	CEBRON DAVOR	-	2	-	2	
Others			-	-	-	-	
Total Team			25	7	36	68	8.33



Set

Avg. by set

Rk	No	Name	Running Sets	Faults	Still Sets	Total Attempts	Note
1	13	SMUC TOMISLAV	13	2	43	58	4.33
2	10	VINCIC DEJAN	1	-	10	11	0.33
-	1	FLAJS ANDREJ	-	-	-	-	
-	2	PAJENK ALEN	-	-	-	-	
-	3	CEBRON DAVOR	-	-	1	1	
-	5	SKET ALEN	-	-	-	-	
-	6	GASPARINI MITJA	-	-	-	-	
-	7	PLESKO MATIJA	-	-	-	-	
-	9	URNAUT TINE	-	-	-	-	
-	12	SKORC SEBASTIJAN	-	-	-	-	
-	14	CUTURIC JASMIN	-	-	-	-	
-	17	RADOVIC DRAGAN	-	-	-	-	
Others			-	-	-	-	
Total Team			14	2	54	70	4.67



Reception

Eff. %
Limit: 25.00%

Rk	No	Name	Excellents	Faults	Serve Receptions	Total Attempts	Note
1	14	CUTURIC JASMIN	5	2	9	16	18.75
2	7	PLESKO MATIJA	2	2	24	28	0.00
-	12	SKORC SEBASTIJAN	3	-	10	13	
-	9	URNAUT TINE	1	-	3	4	
-	2	PAJENK ALEN	-	-	1	1	
-	1	FLAJS ANDREJ	-	-	-	-	
-	3	CEBRON DAVOR	-	-	-	-	
-	5	SKET ALEN	-	-	-	-	
-	6	GASPARINI MITJA	-	-	-	-	
-	10	VINCIC DEJAN	-	-	-	-	
-	13	SMUC TOMISLAV	-	-	-	-	
-	17	RADOVIC DRAGAN	-	-	-	-	
Others			-	-	-	-	
Total Team			11	4	47	62	11.29

