



P-3 VOLLEYBALL • Match players ranking

2nd Round / 2010 FIVB Men's World Championship
Europe - G


FIVB
www.fivb.org

Match: 10 Date: 31.05.2009 Spectators: 560
City: Povoja de Varzim
Hall: Pavilhao Desportivo Municipal
Match duration: Start: 16:05 End: 18:00 Total: 1:55

| Teams | Sets | 1 | 2 | 3 | 4 | 5 | Total |
|--------------|------|------|------|------|------|---|-------|
| SLO | 1 | 21 | 25 | 16 | 21 | | 83 |
| POR | 3 | 25 | 20 | 25 | 25 | | 95 |
| Set duration | | 0:27 | 0:27 | 0:25 | 0:27 | | 1:46 |




SLO • Slovenia



Spike

Succ. %
Limit: 15.00%


| Rk | No | Name | Spikes | Faults | Shots | Total Attempts | Note |
|-------------------|----|------------------|--------|--------|-------|----------------|-------|
| 1 | 1 | FLAJS ANDREJ | 10 | 3 | 15 | 28 | 35.71 |
| 2 | 9 | URNAUT TINE | 11 | 10 | 12 | 33 | 33.33 |
| 3 | 6 | GASPARINI MITJA | 8 | 10 | 16 | 34 | 23.53 |
| - | 3 | CEBRON DAVOR | 6 | 1 | 8 | 15 | |
| - | 2 | PAJENK ALEN | 4 | - | 4 | 8 | |
| - | 10 | VINCIC DEJAN | 1 | 1 | 2 | 4 | |
| - | 5 | SKET ALEN | - | 2 | 2 | 4 | |
| - | 13 | SATLER ROK | - | 2 | - | 2 | |
| - | 4 | VIDIC MATEJ | - | - | - | - | |
| - | 8 | SABEC DAMIR | - | - | - | - | |
| - | 12 | SKORC SEBASTIJAN | - | - | - | - | |
| - | 17 | KOMEL ALAN | - | - | - | - | |
| Others | | | - | - | - | - | |
| Total Team | | | 40 | 29 | 59 | 128 | 31.25 |



Block

Avg. by set

| Rk | No | Name | Kill Blocks | Faults | Rebounds | Total Attempts | Note |
|-------------------|----|------------------|-------------|--------|----------|----------------|------|
| 1 | 2 | PAJENK ALEN | 5 | 4 | 8 | 17 | 1.25 |
| 2 | 1 | FLAJS ANDREJ | 2 | - | 2 | 4 | 0.50 |
| 3 | 9 | URNAUT TINE | 1 | 3 | 5 | 9 | 0.25 |
| 3 | 13 | SATLER ROK | 1 | 3 | 2 | 6 | 0.25 |
| 3 | 3 | CEBRON DAVOR | 1 | 10 | 5 | 16 | 0.25 |
| - | 4 | VIDIC MATEJ | - | - | - | - | |
| - | 8 | SABEC DAMIR | - | - | - | - | |
| - | 12 | SKORC SEBASTIJAN | - | - | - | - | |
| - | 17 | KOMEL ALAN | - | - | - | - | |
| - | 6 | GASPARINI MITJA | - | 1 | 1 | 2 | |
| - | 10 | VINCIC DEJAN | - | 2 | 2 | 4 | |
| - | 5 | SKET ALEN | - | 1 | - | 1 | |
| Others | | | - | - | - | - | |
| Total Team | | | 10 | 24 | 25 | 59 | 2.50 |



Serve

Avg. by set

| Rk | No | Name | Aces | Faults | Serve Hits | Total Attempts | Note |
|-------------------|----|------------------|------|--------|------------|----------------|------|
| 1 | 9 | URNAUT TINE | 3 | 2 | 13 | 18 | 0.75 |
| 2 | 6 | GASPARINI MITJA | 2 | 5 | 9 | 16 | 0.50 |
| 2 | 2 | PAJENK ALEN | 2 | 4 | 6 | 12 | 0.50 |
| - | 4 | VIDIC MATEJ | - | - | - | - | |
| - | 8 | SABEC DAMIR | - | - | - | - | |
| - | 10 | VINCIC DEJAN | - | - | 3 | 3 | |
| - | 12 | SKORC SEBASTIJAN | - | - | - | - | |
| - | 13 | SATLER ROK | - | - | 9 | 9 | |
| - | 17 | KOMEL ALAN | - | - | - | - | |
| - | 3 | CEBRON DAVOR | - | 3 | 12 | 15 | |
| - | 1 | FLAJS ANDREJ | - | 3 | 7 | 10 | |
| - | 5 | SKET ALEN | - | 1 | - | 1 | |
| Others | | | - | - | - | - | |
| Total Team | | | 7 | 18 | 59 | 84 | 1.75 |

| Team | Opponent errors & Team faults | | | | |
|------|-------------------------------|----|---|--|----|
| | | 26 | - | | 26 |





P-3 VOLLEYBALL • Match players ranking

2nd Round / 2010 FIVB Men's World Championship
Europe - G



Match: 10 **Date:** 31.05.2009 **Spectators:** 560
City: Pova de Varzim
Hall: Pavilhao Desportivo Municipal
Match duration: **Start:** 16:05 **End:** 18:00 **Total:** 1:55

| Teams | Sets | 1 | 2 | 3 | 4 | 5 | Total |
|--------------|------|------|------|------|------|---|-------|
| SLO | 1 | 21 | 25 | 16 | 21 | | 83 |
| POR | 3 | 25 | 20 | 25 | 25 | | 95 |
| Set duration | | 0:27 | 0:27 | 0:25 | 0:27 | | 1:46 |



SLO • Slovenia



Dig

Avg. by set

| Rk | No | Name | Digs | Faults | Receptions | Total Attempts | Note |
|-------------------|----|------------------|------|--------|------------|----------------|------|
| 1 | 12 | SKORC SEBASTIJAN | 2 | 5 | 11 | 18 | 0.50 |
| 2 | 1 | FLAJS ANDREJ | 1 | - | 4 | 5 | 0.25 |
| 2 | 6 | GASPARINI MITJA | 1 | 5 | 8 | 14 | 0.25 |
| - | 2 | PAJENK ALEN | - | - | - | - | |
| - | 4 | VIDIC MATEJ | - | - | - | - | |
| - | 5 | SKET ALEN | - | - | 1 | 1 | |
| - | 8 | SABEC DAMIR | - | - | - | - | |
| - | 17 | KOMEL ALAN | - | - | - | - | |
| - | 9 | URNAUT TINE | - | 2 | 12 | 14 | |
| - | 3 | CEBRON DAVOR | - | 2 | 4 | 6 | |
| - | 10 | VINCIC DEJAN | - | 3 | 6 | 9 | |
| - | 13 | SATLER ROK | - | 2 | 4 | 6 | |
| Others | | | - | - | - | - | |
| Total Team | | | 4 | 19 | 50 | 73 | 1.00 |



Set

Avg. by set

| Rk | No | Name | Running Sets | Faults | Still Sets | Total Attempts | Note |
|-------------------|----|------------------|--------------|--------|------------|----------------|------|
| 1 | 10 | VINCIC DEJAN | 7 | - | 35 | 42 | 1.75 |
| 2 | 13 | SATLER ROK | 3 | - | 50 | 53 | 0.75 |
| - | 2 | PAJENK ALEN | - | - | 4 | 4 | |
| - | 3 | CEBRON DAVOR | - | - | 8 | 8 | |
| - | 4 | VIDIC MATEJ | - | - | - | - | |
| - | 5 | SKET ALEN | - | - | - | - | |
| - | 6 | GASPARINI MITJA | - | - | - | - | |
| - | 8 | SABEC DAMIR | - | - | - | - | |
| - | 9 | URNAUT TINE | - | - | 3 | 3 | |
| - | 12 | SKORC SEBASTIJAN | - | - | 11 | 11 | |
| - | 17 | KOMEL ALAN | - | - | - | - | |
| - | 1 | FLAJS ANDREJ | - | 1 | 1 | 2 | |
| Others | | | - | - | - | - | |
| Total Team | | | 10 | 1 | 112 | 123 | 2.50 |



Reception

Eff. %
Limit: 25.00%

| Rk | No | Name | Excellents | Faults | Serve Receptions | Total Attempts | Note |
|-------------------|----|------------------|------------|--------|------------------|----------------|-------|
| 1 | 1 | FLAJS ANDREJ | 8 | 2 | 27 | 37 | 16.22 |
| 2 | 9 | URNAUT TINE | 5 | 2 | 22 | 29 | 10.34 |
| - | 12 | SKORC SEBASTIJAN | 2 | - | 11 | 13 | |
| - | 2 | PAJENK ALEN | 2 | - | 1 | 3 | |
| - | 3 | CEBRON DAVOR | - | - | - | - | |
| - | 4 | VIDIC MATEJ | - | - | - | - | |
| - | 5 | SKET ALEN | - | - | - | - | |
| - | 6 | GASPARINI MITJA | - | - | - | - | |
| - | 8 | SABEC DAMIR | - | - | - | - | |
| - | 10 | VINCIC DEJAN | - | - | - | - | |
| - | 13 | SATLER ROK | - | - | - | - | |
| - | 17 | KOMEL ALAN | - | - | - | - | |
| Others | | | - | - | - | - | |
| Total Team | | | 17 | 4 | 61 | 82 | 15.85 |





P-3 VOLLEYBALL • Match players ranking

2nd Round / 2010 FIVB Men's World Championship
Europe - G



Match: 10 **Date:** 31.05.2009 **Spectators:** 560
City: Pova de Varzim
Hall: Pavilhao Desportivo Municipal
Match duration: **Start:** 16:05 **End:** 18:00 **Total:** 1:55

| Teams | Sets | 1 | 2 | 3 | 4 | 5 | Total |
|--------------|------|------|------|------|------|---|-------|
| SLO | 1 | 21 | 25 | 16 | 21 | | 83 |
| POR | 3 | 25 | 20 | 25 | 25 | | 95 |
| Set duration | | 0:27 | 0:27 | 0:25 | 0:27 | | 1:46 |



POR • Portugal



Spike

Succ. %
Limit: 15.00%

| Rk | No | Name | Spikes | Faults | Shots | Total Attempts | Note |
|-------------------|----|-----------------|--------|--------|-------|----------------|-------|
| 1 | 14 | Cruz Flavio | 12 | 7 | 12 | 31 | 38.71 |
| 1 | 13 | Sequeira Valdir | 12 | 8 | 11 | 31 | 38.71 |
| 3 | 3 | Lopes Andre | 8 | 7 | 14 | 29 | 27.59 |
| - | 11 | Sequeira Eden | 6 | - | 4 | 10 | |
| - | 12 | Jose Joao | 6 | - | 3 | 9 | |
| - | 8 | Violas Tiago | - | - | 4 | 4 | |
| - | 6 | Fidalgo Carlos | - | - | 1 | 1 | |
| - | 2 | Silva Manuel | - | - | - | - | |
| - | 4 | Malveiro Joao | - | - | - | - | |
| - | 5 | Ferreira Marco | - | - | - | - | |
| - | 7 | Teixeira Carlos | - | - | - | - | |
| - | 15 | Santos Rui | - | - | - | - | |
| Others | | | - | - | - | - | |
| Total Team | | | 44 | 22 | 49 | 115 | 38.26 |



Block

Avg. by set

| Rk | No | Name | Kill Blocks | Faults | Rebounds | Total Attempts | Note |
|-------------------|----|-----------------|-------------|--------|----------|----------------|------|
| 1 | 12 | Jose Joao | 6 | 11 | 7 | 24 | 1.50 |
| 2 | 13 | Sequeira Valdir | 2 | 1 | 4 | 7 | 0.50 |
| 3 | 6 | Fidalgo Carlos | 1 | - | 2 | 3 | 0.25 |
| 3 | 3 | Lopes Andre | 1 | 1 | 3 | 5 | 0.25 |
| 3 | 14 | Cruz Flavio | 1 | 4 | 3 | 8 | 0.25 |
| - | 2 | Silva Manuel | - | - | - | - | |
| - | 4 | Malveiro Joao | - | - | - | - | |
| - | 5 | Ferreira Marco | - | - | - | - | |
| - | 7 | Teixeira Carlos | - | - | - | - | |
| - | 15 | Santos Rui | - | - | - | - | |
| - | 11 | Sequeira Eden | - | 6 | 8 | 14 | |
| - | 8 | Violas Tiago | - | 4 | 2 | 6 | |
| Others | | | - | - | - | - | |
| Total Team | | | 11 | 27 | 29 | 67 | 2.75 |



Serve

Avg. by set

| Rk | No | Name | Aces | Faults | Serve Hits | Total Attempts | Note |
|-------------------|----|-----------------|------|--------|------------|----------------|------|
| 1 | 14 | Cruz Flavio | 1 | 2 | 15 | 18 | 0.25 |
| 1 | 3 | Lopes Andre | 1 | 4 | 15 | 20 | 0.25 |
| - | 2 | Silva Manuel | - | - | - | - | |
| - | 4 | Malveiro Joao | - | - | - | - | |
| - | 5 | Ferreira Marco | - | - | - | - | |
| - | 6 | Fidalgo Carlos | - | - | - | - | |
| - | 7 | Teixeira Carlos | - | - | - | - | |
| - | 12 | Jose Joao | - | - | 13 | 13 | |
| - | 15 | Santos Rui | - | - | - | - | |
| - | 8 | Violas Tiago | - | 1 | 11 | 12 | |
| - | 13 | Sequeira Valdir | - | 2 | 11 | 13 | |
| - | 11 | Sequeira Eden | - | 3 | 15 | 18 | |
| Others | | | - | - | - | - | |
| Total Team | | | 2 | 12 | 80 | 94 | 0.50 |

| Team | Opponent errors & Team faults | 38 | - | 38 |
|------|-------------------------------|----|---|----|
| | | | | |





P-3 VOLLEYBALL • Match players ranking

2nd Round / 2010 FIVB Men's World Championship
Europe - G




Match: 10 **Date:** 31.05.2009 **Spectators:** 560
City: Pova de Varzim
Hall: Pavilhao Desportivo Municipal
Match duration: **Start:** 16:05 **End:** 18:00 **Total:** 1:55

| Teams | Sets | 1 | 2 | 3 | 4 | 5 | Total |
|--------------|------|------|------|------|------|---|-------|
| SLO | 1 | 21 | 25 | 16 | 21 | | 83 |
| POR | 3 | 25 | 20 | 25 | 25 | | 95 |
| Set duration | | 0:27 | 0:27 | 0:25 | 0:27 | | 1:46 |



POR • Portugal



Dig

Avg. by set

| Rk | No | Name | Digs | Faults | Receptions | Total Attempts | Note |
|-------------------|----|-----------------|------|--------|------------|----------------|------|
| 1 | 3 | Lopes Andre | 5 | - | 4 | 9 | 1.25 |
| 2 | 7 | Teixeira Carlos | 3 | 1 | 11 | 15 | 0.75 |
| 3 | 12 | Jose Joao | 1 | - | 3 | 4 | 0.25 |
| 3 | 13 | Sequeira Valdir | 1 | 5 | 10 | 16 | 0.25 |
| - | 2 | Silva Manuel | - | - | - | - | |
| - | 4 | Malveiro Joao | - | - | - | - | |
| - | 5 | Ferreira Marco | - | - | - | - | |
| - | 6 | Fidalgo Carlos | - | - | - | - | |
| - | 11 | Sequeira Eden | - | - | - | - | |
| - | 15 | Santos Rui | - | - | - | - | |
| - | 14 | Cruz Flavio | - | 5 | 13 | 18 | |
| - | 8 | Violas Tiago | - | 3 | 5 | 8 | |
| Others | | | - | - | - | - | |
| Total Team | | | 10 | 14 | 46 | 70 | 2.50 |



Set

Avg. by set

| Rk | No | Name | Running Sets | Faults | Still Sets | Total Attempts | Note |
|-------------------|----|-----------------|--------------|--------|------------|----------------|------|
| 1 | 8 | Violas Tiago | 29 | - | 48 | 77 | 7.25 |
| - | 2 | Silva Manuel | - | - | - | - | |
| - | 3 | Lopes Andre | - | - | 4 | 4 | |
| - | 4 | Malveiro Joao | - | - | - | - | |
| - | 5 | Ferreira Marco | - | - | - | - | |
| - | 6 | Fidalgo Carlos | - | - | 2 | 2 | |
| - | 7 | Teixeira Carlos | - | - | 5 | 5 | |
| - | 11 | Sequeira Eden | - | - | 5 | 5 | |
| - | 12 | Jose Joao | - | - | 1 | 1 | |
| - | 13 | Sequeira Valdir | - | - | 6 | 6 | |
| - | 14 | Cruz Flavio | - | - | 3 | 3 | |
| - | 15 | Santos Rui | - | - | - | - | |
| Others | | | - | - | - | - | |
| Total Team | | | 29 | - | 74 | 103 | 7.25 |



Reception

Eff. %
Limit: 25.00%

| Rk | No | Name | Excellents | Faults | Serve Receptions | Total Attempts | Note |
|-------------------|----|-----------------|------------|--------|------------------|----------------|-------|
| 1 | 7 | Teixeira Carlos | 5 | - | 13 | 18 | 27.78 |
| 2 | 3 | Lopes Andre | 11 | 4 | 13 | 28 | 25.00 |
| 3 | 14 | Cruz Flavio | 8 | 4 | 8 | 20 | 20.00 |
| - | 2 | Silva Manuel | - | - | - | - | |
| - | 4 | Malveiro Joao | - | - | - | - | |
| - | 5 | Ferreira Marco | - | - | - | - | |
| - | 6 | Fidalgo Carlos | - | - | - | - | |
| - | 8 | Violas Tiago | - | - | - | - | |
| - | 11 | Sequeira Eden | - | - | - | - | |
| - | 12 | Jose Joao | - | - | - | - | |
| - | 13 | Sequeira Valdir | - | - | - | - | |
| - | 15 | Santos Rui | - | - | - | - | |
| Others | | | - | - | - | - | |
| Total Team | | | 24 | 8 | 34 | 66 | 24.24 |

