



P-3 VOLLEYBALL • Match players ranking

2nd Round / 2010 FIVB Men's World Championship
Europe - G




Match: 9 **Date:** 31.05.2009 **Spectators:** 50
City: Povoia de Varzim
Hall: Pavilhao Desportivo Municipal
Match duration: **Start:** 13:30 **End:** 14:53 **Total:** 1:23

Teams	Sets	1	2	3	4	5	Total
ROU	3	25	25	25			75
DEN	0	12	23	18			53
Set duration		0:22	0:30	0:25			1:17




ROU • Romania



Spike

Succ. %
Limit: 15.00%


Rk	No	Name	Spikes	Faults	Shots	Total Attempts	Note
1	14	GONTARIU ADRIAN RADU	14	2	8	24	58.33
2	9	VOINEA FLORIN	4	2	4	10	40.00
3	12	BOROTA DAN	2	3	9	14	14.29
-	2	BEGAN RADU	4	-	4	8	
-	18	LAZA ANDREI	3	-	1	4	
-	15	STANCU SERGIU	1	1	1	3	
-	8	GHIMES COSMIN	1	-	-	1	
-	1	DASCALU MARIUS LUCIAN	-	-	-	-	
-	11	CIORTEA CRISTIAN MARIUS	-	-	-	-	
-	13	LICA LAURENTIU	-	-	-	-	
-	17	FEHER ADRIAN NICOLAE	-	-	-	-	
Others			-	-	-	-	
Total Team			29	8	27	64	45.31



Block

Avg. by set

Rk	No	Name	Kill Blocks	Faults	Rebounds	Total Attempts	Note
1	15	STANCU SERGIU	3	2	2	7	1.00
1	2	BEGAN RADU	3	4	3	10	1.00
3	1	DASCALU MARIUS LUCIAN	2	-	4	6	0.67
4	8	GHIMES COSMIN	1	2	3	6	0.33
4	14	GONTARIU ADRIAN RADU	1	7	-	8	0.33
-	11	CIORTEA CRISTIAN MARIUS	-	-	-	-	
-	13	LICA LAURENTIU	-	-	-	-	
-	17	FEHER ADRIAN NICOLAE	-	-	-	-	
-	9	VOINEA FLORIN	-	1	2	3	
-	18	LAZA ANDREI	-	2	1	3	
-	12	BOROTA DAN	-	3	1	4	
Others			-	-	-	-	
Total Team			10	21	16	47	3.33



Serve

Avg. by set

Rk	No	Name	Aces	Faults	Serve Hits	Total Attempts	Note
1	9	VOINEA FLORIN	2	2	12	16	0.67
2	8	GHIMES COSMIN	1	-	1	2	0.33
2	14	GONTARIU ADRIAN RADU	1	-	14	15	0.33
2	12	BOROTA DAN	1	2	12	15	0.33
-	2	BEGAN RADU	-	-	8	8	
-	11	CIORTEA CRISTIAN MARIUS	-	-	-	-	
-	13	LICA LAURENTIU	-	-	-	-	
-	17	FEHER ADRIAN NICOLAE	-	-	-	-	
-	18	LAZA ANDREI	-	-	6	6	
-	15	STANCU SERGIU	-	1	4	5	
-	1	DASCALU MARIUS LUCIAN	-	2	5	7	
Others			-	-	-	-	
Total Team			5	7	62	74	1.67

Team	Opponent errors & Team faults	31	-	31





P-3 VOLLEYBALL • Match players ranking

2nd Round / 2010 FIVB Men's World Championship
Europe - G



Match: 9 **Date:** 31.05.2009 **Spectators:** 50
City: Pova de Varzim
Hall: Pavilhao Desportivo Municipal
Match duration: **Start:** 13:30 **End:** 14:53 **Total:** 1:23

Teams	Sets	1	2	3	4	5	Total
ROU	3	25	25	25			75
DEN	0	12	23	18			53
Set duration		0:22	0:30	0:25			1:17



ROU • Romania



Dig

Avg. by set

Rk	No	Name	Digs	Faults	Receptions	Total Attempts	Note
1	17	FEHER ADRIAN NICOLAE	5	2	8	15	1.67
2	12	BOROTA DAN	1	2	5	8	0.33
-	11	CIORTEA CRISTIAN MARIUS	-	-	-	-	
-	13	LICA LAURENTIU	-	-	-	-	
-	15	STANCU SERGIU	-	-	-	-	
-	18	LAZA ANDREI	-	-	-	-	
-	14	GONTARIU ADRIAN RADU	-	1	4	5	
-	1	DASCALU MARIUS LUCIAN	-	1	3	4	
-	8	GHIMES COSMIN	-	1	1	2	
-	9	VOINEA FLORIN	-	1	1	2	
-	2	BEGAN RADU	-	3	1	4	
Others			-	-	-	-	
Total Team			6	11	23	40	2.00



Set

Avg. by set

Rk	No	Name	Running Sets	Faults	Still Sets	Total Attempts	Note
1	1	DASCALU MARIUS LUCIAN	4	-	24	28	1.33
2	8	GHIMES COSMIN	2	-	20	22	0.67
-	2	BEGAN RADU	-	-	1	1	
-	9	VOINEA FLORIN	-	-	-	-	
-	11	CIORTEA CRISTIAN MARIUS	-	-	-	-	
-	12	BOROTA DAN	-	-	1	1	
-	13	LICA LAURENTIU	-	-	-	-	
-	14	GONTARIU ADRIAN RADU	-	-	1	1	
-	15	STANCU SERGIU	-	-	-	-	
-	17	FEHER ADRIAN NICOLAE	-	-	5	5	
-	18	LAZA ANDREI	-	-	2	2	
Others			-	-	-	-	
Total Team			6	-	54	60	2.00



Reception

Eff. %
Limit: 25.00%

Rk	No	Name	Excellents	Faults	Serve Receptions	Total Attempts	Note
1	9	VOINEA FLORIN	4	2	8	14	14.29
2	17	FEHER ADRIAN NICOLAE	3	2	11	16	6.25
-	1	DASCALU MARIUS LUCIAN	-	-	1	1	
-	2	BEGAN RADU	-	-	1	1	
-	8	GHIMES COSMIN	-	-	-	-	
-	11	CIORTEA CRISTIAN MARIUS	-	-	-	-	
-	13	LICA LAURENTIU	-	-	-	-	
-	14	GONTARIU ADRIAN RADU	-	-	-	-	
-	15	STANCU SERGIU	-	-	-	-	
-	18	LAZA ANDREI	-	-	-	-	
-	12	BOROTA DAN	1	2	5	8	
Others			-	-	-	-	
Total Team			8	6	26	40	5.00





P-3 VOLLEYBALL • Match players ranking

2nd Round / 2010 FIVB Men's World Championship
Europe - G



Match: 9 **Date:** 31.05.2009 **Spectators:** 50
City: Povoá de Varzim
Hall: Pavilhão Desportivo Municipal
Match duration: **Start:** 13:30 **End:** 14:53 **Total:** 1:23

Teams	Sets	1	2	3	4	5	Total
ROU	3	25	25	25			75
DEN	0	12	23	18			53
Set duration		0:22	0:30	0:25			1:17



DEN • Denmark



Spike

Succ. %
Limit: 15.00%

Rk	No	Name	Spikes	Faults	Shots	Total Attempts	Note
1	1	Ditlevsen Mads H.	13	4	6	23	56.52
2	2	Knudsen Kristian F.	9	7	7	23	39.13
3	13	Hansen Peter L.	5	7	6	18	27.78
-	14	Christiansen Casper M.	2	2	4	8	
-	15	Madsen Martin K.	3	1	2	6	
-	10	Simonsen Mikkel	-	-	4	4	
-	12	Jacobsen Axel	1	-	2	3	
-	17	Olufsen Flemming	1	-	-	1	
-	7	Jensen Jesper N.	-	1	-	1	
-	9	Knudsen Niels P.K.	-	-	-	-	
-	16	Stenderup Martin Ø.	-	-	-	-	
-	18	Knudsen Brian B. T.	-	-	-	-	
Others			-	-	-	-	
Total Team			34	22	31	87	39.08



Block

Avg. by set

Rk	No	Name	Kill Blocks	Faults	Rebounds	Total Attempts	Note
1	14	Christiansen Casper M.	1	-	-	1	0.33
1	12	Jacobsen Axel	1	1	2	4	0.33
1	10	Simonsen Mikkel	1	3	3	7	0.33
1	2	Knudsen Kristian F.	1	1	-	2	0.33
-	9	Knudsen Niels P.K.	-	-	-	-	
-	13	Hansen Peter L.	-	-	-	-	
-	16	Stenderup Martin Ø.	-	-	-	-	
-	18	Knudsen Brian B. T.	-	-	-	-	
-	7	Jensen Jesper N.	-	6	3	9	
-	15	Madsen Martin K.	-	4	2	6	
-	17	Olufsen Flemming	-	3	1	4	
-	1	Ditlevsen Mads H.	-	1	-	1	
Others			-	-	-	-	
Total Team			4	19	11	34	1.33



Serve

Avg. by set

Rk	No	Name	Aces	Faults	Serve Hits	Total Attempts	Note
1	2	Knudsen Kristian F.	3	2	11	16	1.00
2	1	Ditlevsen Mads H.	1	4	4	9	0.33
-	9	Knudsen Niels P.K.	-	-	1	1	
-	10	Simonsen Mikkel	-	-	2	2	
-	15	Madsen Martin K.	-	-	3	3	
-	17	Olufsen Flemming	-	-	2	2	
-	18	Knudsen Brian B. T.	-	-	-	-	
-	12	Jacobsen Axel	-	2	8	10	
-	14	Christiansen Casper M.	-	1	2	3	
-	13	Hansen Peter L.	-	2	2	4	
-	7	Jensen Jesper N.	-	2	1	3	
-	16	Stenderup Martin Ø.	-	1	-	1	
Others			-	-	-	-	
Total Team			4	14	36	54	1.33

Team	Opponent errors & Team faults				
		11	-		11





P-3 VOLLEYBALL • Match players ranking

2nd Round / 2010 FIVB Men's World Championship
Europe - G



Match: 9 **Date:** 31.05.2009 **Spectators:** 50
City: Pova de Varzim
Hall: Pavilhao Desportivo Municipal
Match duration: **Start:** 13:30 **End:** 14:53 **Total:** 1:23

Teams	Sets	1	2	3	4	5	Total
ROU	3	25	25	25			75
DEN	0	12	23	18			53
Set duration		0:22	0:30	0:25			1:17



DEN • Denmark



Dig

Avg. by set

Rk	No	Name	Digs	Faults	Receptions	Total Attempts	Note
1	10	Simonsen Mikkel	2	-	-	2	0.67
2	14	Christiansen Casper M.	1	1	3	5	0.33
2	2	Knudsen Kristian F.	1	3	3	7	0.33
-	9	Knudsen Niels P.K.	-	-	-	-	
-	13	Hansen Peter L.	-	-	2	2	
-	15	Madsen Martin K.	-	-	3	3	
-	16	Stenderup Martin Ø.	-	-	-	-	
-	17	Olufsen Flemming	-	-	-	-	
-	12	Jacobsen Axel	-	2	6	8	
-	1	Ditlevsen Mads H.	-	2	3	5	
-	18	Knudsen Brian B. T.	-	2	3	5	
-	7	Jensen Jesper N.	-	1	1	2	
Others			-	-	-	-	
Total Team			4	11	24	39	1.33



Set

Avg. by set

Rk	No	Name	Running Sets	Faults	Still Sets	Total Attempts	Note
1	12	Jacobsen Axel	7	2	55	64	2.33
2	16	Stenderup Martin Ø.	1	-	4	5	0.33
-	1	Ditlevsen Mads H.	-	-	2	2	
-	2	Knudsen Kristian F.	-	-	3	3	
-	7	Jensen Jesper N.	-	-	-	-	
-	9	Knudsen Niels P.K.	-	-	-	-	
-	10	Simonsen Mikkel	-	-	1	1	
-	14	Christiansen Casper M.	-	-	2	2	
-	15	Madsen Martin K.	-	-	-	-	
-	17	Olufsen Flemming	-	-	-	-	
-	18	Knudsen Brian B. T.	-	-	6	6	
-	13	Hansen Peter L.	-	1	-	1	
Others			-	-	-	-	
Total Team			8	3	73	84	2.67



Reception

Eff. %
Limit: 25.00%

Rk	No	Name	Excellents	Faults	Serve Receptions	Total Attempts	Note
1	2	Knudsen Kristian F.	7	-	14	21	33.33
2	1	Ditlevsen Mads H.	11	5	16	32	18.75
-	18	Knudsen Brian B. T.	4	1	9	14	
-	7	Jensen Jesper N.	-	-	-	-	
-	9	Knudsen Niels P.K.	-	-	-	-	
-	10	Simonsen Mikkel	-	-	-	-	
-	12	Jacobsen Axel	-	-	-	-	
-	13	Hansen Peter L.	-	-	-	-	
-	14	Christiansen Casper M.	-	-	-	-	
-	15	Madsen Martin K.	-	-	-	-	
-	16	Stenderup Martin Ø.	-	-	-	-	
-	17	Olufsen Flemming	-	-	-	-	
Others			-	-	-	-	
Total Team			22	6	39	67	23.88

