



P-3 VOLLEYBALL • Match players ranking

2nd Round / 2010 FIVB Men's World Championship
Europe - G



Match: 7 **Date:** 30.05.2009 **Spectators:** 35
City: Pova de Varzim
Hall: Pavilhao Desportivo Municipal
Match duration: **Start:** 15:30 **End:** 16:56 **Total:** 1:26

Teams	Sets	1	2	3	4	5	Total
SLO	3	25	25	25			75
DEN	0	19	22	22			63
Set duration		0:25	0:27	0:28			1:20



SLO • Slovenia



Spike

Succ. %
Limit: 15.00%

Rk	No	Name	Spikes	Faults	Shots	Total Attempts	Note
1	6	GASPARINI MITJA	13	4	7	24	54.17
2	9	URNAUT TINE	8	3	8	19	42.11
-	5	SKET ALEN	7	-	3	10	
-	1	FLAJS ANDREJ	4	2	4	10	
-	3	CEBRON DAVOR	6	1	2	9	
-	2	PAJENK ALEN	5	1	2	8	
-	10	VINCIC DEJAN	-	-	2	2	
-	4	VIDIC MATEJ	1	-	-	1	
-	8	SABEC DAMIR	-	-	-	-	
-	12	SKORC SEBASTIJAN	-	-	-	-	
-	13	SATLER ROK	-	-	-	-	
-	17	KOMEL ALAN	-	-	-	-	
Others			-	-	-	-	
Total Team			44	11	28	83	53.01



Block

Avg. by set

Rk	No	Name	Kill Blocks	Faults	Rebounds	Total Attempts	Note
1	2	PAJENK ALEN	4	5	6	15	1.33
2	3	CEBRON DAVOR	3	3	7	13	1.00
3	9	URNAUT TINE	1	3	6	10	0.33
3	6	GASPARINI MITJA	1	2	2	5	0.33
3	1	FLAJS ANDREJ	1	4	2	7	0.33
-	4	VIDIC MATEJ	-	-	2	2	
-	5	SKET ALEN	-	-	5	5	
-	8	SABEC DAMIR	-	-	-	-	
-	12	SKORC SEBASTIJAN	-	-	-	-	
-	13	SATLER ROK	-	-	-	-	
-	17	KOMEL ALAN	-	-	-	-	
-	10	VINCIC DEJAN	-	4	4	8	
Others			-	-	-	-	
Total Team			10	21	34	65	3.33



Serve

Avg. by set

Rk	No	Name	Aces	Faults	Serve Hits	Total Attempts	Note
1	9	URNAUT TINE	1	-	9	10	0.33
-	4	VIDIC MATEJ	-	-	2	2	
-	8	SABEC DAMIR	-	-	-	-	
-	12	SKORC SEBASTIJAN	-	-	-	-	
-	13	SATLER ROK	-	-	2	2	
-	17	KOMEL ALAN	-	-	-	-	
-	10	VINCIC DEJAN	-	1	17	18	
-	3	CEBRON DAVOR	-	1	16	17	
-	6	GASPARINI MITJA	-	2	6	8	
-	5	SKET ALEN	-	1	2	3	
-	2	PAJENK ALEN	-	2	3	5	
-	1	FLAJS ANDREJ	-	4	4	8	
Others			-	-	-	-	
Total Team			1	11	61	73	0.33

Team	Opponent errors & Team faults				
		20	-		20





P-3 VOLLEYBALL • Match players ranking

2nd Round / 2010 FIVB Men's World Championship
Europe - G



Match: 7 **Date:** 30.05.2009 **Spectators:** 35
City: Pova de Varzim
Hall: Pavilhao Desportivo Municipal
Match duration: **Start:** 15:30 **End:** 16:56 **Total:** 1:26

Teams	Sets	1	2	3	4	5	Total
SLO	3	25	25	25			75
DEN	0	19	22	22			63
Set duration		0:25	0:27	0:28			1:20



SLO • Slovenia



Dig

Avg. by set

Rk	No	Name	Digs	Faults	Receptions	Total Attempts	Note
1	12	SKORC SEBASTIJAN	4	2	6	12	1.33
2	9	URNAUT TINE	3	3	4	10	1.00
3	1	FLAJS ANDREJ	1	5	7	13	0.33
3	6	GASPARINI MITJA	1	4	2	7	0.33
-	2	PAJENK ALEN	-	-	2	2	
-	3	CEBRON DAVOR	-	-	2	2	
-	5	SKET ALEN	-	-	2	2	
-	8	SABEC DAMIR	-	-	-	-	
-	13	SATLER ROK	-	-	-	-	
-	17	KOMEL ALAN	-	-	-	-	
-	4	VIDIC MATEJ	-	1	1	2	
-	10	VINCIC DEJAN	-	2	2	4	
Others			-	-	-	-	
Total Team			9	17	28	54	3.00



Set

Avg. by set

Rk	No	Name	Running Sets	Faults	Still Sets	Total Attempts	Note
1	10	VINCIC DEJAN	23	1	52	76	7.67
-	2	PAJENK ALEN	-	-	2	2	
-	3	CEBRON DAVOR	-	-	-	-	
-	4	VIDIC MATEJ	-	-	-	-	
-	5	SKET ALEN	-	-	-	-	
-	6	GASPARINI MITJA	-	-	1	1	
-	8	SABEC DAMIR	-	-	-	-	
-	9	URNAUT TINE	-	-	-	-	
-	12	SKORC SEBASTIJAN	-	-	2	2	
-	13	SATLER ROK	-	-	-	-	
-	17	KOMEL ALAN	-	-	-	-	
-	1	FLAJS ANDREJ	-	1	-	1	
Others			-	-	-	-	
Total Team			23	2	57	82	7.67



Reception

Eff. %
Limit: 25.00%

Rk	No	Name	Excellents	Faults	Serve Receptions	Total Attempts	Note
1	12	SKORC SEBASTIJAN	12	-	6	18	66.67
2	9	URNAUT TINE	9	-	7	16	56.25
3	1	FLAJS ANDREJ	3	1	14	18	11.11
-	2	PAJENK ALEN	1	-	-	1	
-	3	CEBRON DAVOR	-	-	-	-	
-	4	VIDIC MATEJ	-	-	-	-	
-	5	SKET ALEN	-	-	-	-	
-	6	GASPARINI MITJA	-	-	-	-	
-	8	SABEC DAMIR	-	-	-	-	
-	10	VINCIC DEJAN	-	-	-	-	
-	13	SATLER ROK	-	-	-	-	
-	17	KOMEL ALAN	-	-	-	-	
Others			-	-	-	-	
Total Team			25	1	27	53	45.28





P-3 VOLLEYBALL • Match players ranking


2nd Round / 2010 FIVB Men's World Championship
Europe - G



Match: 7 **Date:** 30.05.2009 **Spectators:** 35
City: Povoá de Varzim
Hall: Pavilhão Desportivo Municipal
Match duration: **Start:** 15:30 **End:** 16:56 **Total:** 1:26

Teams	Sets	1	2	3	4	5	Total
SLO	3	25	25	25			75
DEN	0	19	22	22			63
Set duration		0:25	0:27	0:28			1:20


DEN • Denmark



Spike

Succ. %
Limit: 15.00%


Rk	No	Name	Spikes	Faults	Shots	Total Attempts	Note
1	2	Knudsen Kristian F.	11	4	11	26	42.31
2	1	Ditlevsen Mads H.	9	2	13	24	37.50
3	13	Hansen Peter L.	11	5	14	30	36.67
-	12	Jacobsen Axel	-	1	5	6	
-	7	Jensen Jesper N.	1	1	3	5	
-	10	Simonsen Mikkel	4	-	-	4	
-	9	Knudsen Niels P.K.	-	-	-	-	
-	14	Christiansen Casper M.	-	-	-	-	
-	15	Madsen Martin K.	-	-	-	-	
-	16	Stenderup Martin Ø.	-	-	-	-	
-	17	Olufsen Flemming	-	-	-	-	
-	18	Knudsen Brian B. T.	-	-	-	-	
Others			-	-	-	-	
Total Team			36	13	46	95	37.89



Block

Avg. by set

Rk	No	Name	Kill Blocks	Faults	Rebounds	Total Attempts	Note
1	12	Jacobsen Axel	2	1	2	5	0.67
1	2	Knudsen Kristian F.	2	2	1	5	0.67
3	15	Madsen Martin K.	1	3	2	6	0.33
-	9	Knudsen Niels P.K.	-	-	-	-	
-	14	Christiansen Casper M.	-	-	-	-	
-	16	Stenderup Martin Ø.	-	-	-	-	
-	17	Olufsen Flemming	-	-	-	-	
-	18	Knudsen Brian B. T.	-	-	-	-	
-	7	Jensen Jesper N.	-	5	4	9	
-	13	Hansen Peter L.	-	2	1	3	
-	10	Simonsen Mikkel	-	3	1	4	
-	1	Ditlevsen Mads H.	-	3	-	3	
Others			-	-	-	-	
Total Team			5	19	11	35	1.67



Serve

Avg. by set

Rk	No	Name	Aces	Faults	Serve Hits	Total Attempts	Note
1	2	Knudsen Kristian F.	1	2	9	12	0.33
-	10	Simonsen Mikkel	-	-	10	10	
-	14	Christiansen Casper M.	-	-	-	-	
-	15	Madsen Martin K.	-	-	2	2	
-	16	Stenderup Martin Ø.	-	-	-	-	
-	17	Olufsen Flemming	-	-	-	-	
-	18	Knudsen Brian B. T.	-	-	-	-	
-	12	Jacobsen Axel	-	1	10	11	
-	13	Hansen Peter L.	-	2	11	13	
-	7	Jensen Jesper N.	-	1	5	6	
-	9	Knudsen Niels P.K.	-	2	2	4	
-	1	Ditlevsen Mads H.	-	4	3	7	
Others			-	-	-	-	
Total Team			1	12	52	65	0.33

Team	Opponent errors & Team faults	21	-	21
------	-------------------------------	----	---	----





P-3 VOLLEYBALL • Match players ranking

2nd Round / 2010 FIVB Men's World Championship
Europe - G



Match: 7 **Date:** 30.05.2009 **Spectators:** 35
City: Pova de Varzim
Hall: Pavilhao Desportivo Municipal
Match duration: **Start:** 15:30 **End:** 16:56 **Total:** 1:26

Teams	Sets	1	2	3	4	5	Total
SLO	3	25	25	25			75
DEN	0	19	22	22			63
Set duration		0:25	0:27	0:28			1:20



DEN • Denmark



Dig

Avg. by set

Rk	No	Name	Digs	Faults	Receptions	Total Attempts	Note
1	2	Knudsen Kristian F.	2	6	3	11	0.67
2	1	Ditlevsen Mads H.	1	1	1	3	0.33
-	9	Knudsen Niels P.K.	-	-	-	-	
-	14	Christiansen Casper M.	-	-	-	-	
-	16	Stenderup Martin Ø.	-	-	-	-	
-	17	Olufsen Flemming	-	-	-	-	
-	7	Jensen Jesper N.	-	1	4	5	
-	12	Jacobsen Axel	-	6	11	17	
-	13	Hansen Peter L.	-	5	6	11	
-	18	Knudsen Brian B. T.	-	5	6	11	
-	10	Simonsen Mikkel	-	2	2	4	
-	15	Madsen Martin K.	-	1	-	1	
Others			-	-	-	-	
Total Team			3	27	33	63	1.00



Set

Avg. by set

Rk	No	Name	Running Sets	Faults	Still Sets	Total Attempts	Note
1	12	Jacobsen Axel	14	1	55	70	4.67
-	1	Ditlevsen Mads H.	-	-	1	1	
-	7	Jensen Jesper N.	-	-	1	1	
-	9	Knudsen Niels P.K.	-	-	-	-	
-	10	Simonsen Mikkel	-	-	2	2	
-	13	Hansen Peter L.	-	-	2	2	
-	14	Christiansen Casper M.	-	-	-	-	
-	15	Madsen Martin K.	-	-	2	2	
-	16	Stenderup Martin Ø.	-	-	-	-	
-	17	Olufsen Flemming	-	-	-	-	
-	18	Knudsen Brian B. T.	-	-	3	3	
-	2	Knudsen Kristian F.	-	2	6	8	
Others			-	-	-	-	
Total Team			14	3	72	89	4.67



Reception

Eff. %
Limit: 25.00%

Rk	No	Name	Excellents	Faults	Serve Receptions	Total Attempts	Note
1	1	Ditlevsen Mads H.	7	-	13	20	35.00
2	18	Knudsen Brian B. T.	7	1	11	19	31.58
3	2	Knudsen Kristian F.	5	-	17	22	22.73
-	12	Jacobsen Axel	-	-	1	1	
-	7	Jensen Jesper N.	-	-	-	-	
-	9	Knudsen Niels P.K.	-	-	-	-	
-	10	Simonsen Mikkel	-	-	-	-	
-	13	Hansen Peter L.	-	-	-	-	
-	14	Christiansen Casper M.	-	-	-	-	
-	15	Madsen Martin K.	-	-	-	-	
-	16	Stenderup Martin Ø.	-	-	-	-	
-	17	Olufsen Flemming	-	-	-	-	
Others			-	-	-	-	
Total Team			19	1	42	62	29.03

