



# P-3 VOLLEYBALL • Match players ranking


2nd Round / 2010 FIVB Men's World Championship  
Europe - F

FIVB  
www.fivb.org

Match: 3 Date: 31.05.2009 Spectators: 500  
City: Rotterdam  
Hall: Topsportcentrum  
Match duration: Start: 16:00 Total: 1:10

Teams	Sets	1	2	3	4	5	Total
EST	0	24	19	19			62
NED	3	26	25	25			76
Set duration		0:25	0:22	0:23			1:10


## EST • Estonia



**Spike**

Succ. %  
Limit: 15.00%


Rk	No	Name	Spikes	Faults	Shots	Total Attempts	Note
1	18	Nõmmsalu Jaanus	11	1	9	21	52.38
2	7	Meresaar Argo	6	5	6	17	35.29
-	3	Pupart Keith	4	3	3	10	
-	4	Kreek Ardo	5	2	2	9	
-	9	Õuekallas Kristjan	4	-	4	8	
-	1	Pajusalu Raimo	4	2	2	8	
-	11	Venno Oliver	1	1	-	2	
-	5	Toobal Kert	-	-	-	-	
-	6	Eсна Sten	-	-	-	-	
-	12	Sirelpuu Janis	-	-	-	-	
-	13	Lember Veiko	-	-	-	-	
-	17	Rosenblatt Martti	-	-	-	-	
Others			-	-	-	-	
<b>Total Team</b>			35	14	26	75	46.67



**Block**

Avg. by set

Rk	No	Name	Kill Blocks	Faults	Rebounds	Total Attempts	Note
1	4	Kreek Ardo	4	1	1	6	1.33
2	1	Pajusalu Raimo	2	-	1	3	0.67
3	7	Meresaar Argo	1	-	-	1	0.33
3	18	Nõmmsalu Jaanus	1	-	-	1	0.33
3	5	Toobal Kert	1	2	1	4	0.33
-	3	Pupart Keith	-	-	-	-	
-	6	Eсна Sten	-	-	-	-	
-	9	Õuekallas Kristjan	-	-	1	1	
-	11	Venno Oliver	-	-	-	-	
-	12	Sirelpuu Janis	-	-	-	-	
-	13	Lember Veiko	-	-	-	-	
-	17	Rosenblatt Martti	-	-	-	-	
Others			-	-	-	-	
<b>Total Team</b>			9	3	4	16	3.00



**Serve**

Avg. by set

Rk	No	Name	Aces	Faults	Serve Hits	Total Attempts	Note
1	3	Pupart Keith	1	-	8	9	0.33
1	7	Meresaar Argo	1	-	9	10	0.33
-	5	Toobal Kert	-	-	10	10	
-	6	Eсна Sten	-	-	-	-	
-	11	Venno Oliver	-	-	-	-	
-	12	Sirelpuu Janis	-	-	-	-	
-	13	Lember Veiko	-	-	-	-	
-	17	Rosenblatt Martti	-	-	-	-	
-	18	Nõmmsalu Jaanus	-	1	9	10	
-	1	Pajusalu Raimo	-	2	13	15	
-	4	Kreek Ardo	-	3	4	7	
-	9	Õuekallas Kristjan	-	2	1	3	
Others			-	-	-	-	
<b>Total Team</b>			2	8	54	64	0.67

Team	Opponent errors & Team faults				
		16	-		16





# P-3 VOLLEYBALL • Match players ranking


2nd Round / 2010 FIVB Men's World Championship  
Europe - F



**Match:** 3    **Date:** 31.05.2009    **Spectators:** 500  
**City:** Rotterdam  
**Hall:** Topsportcentrum  
**Match duration:** Start: 16:00 Total: 1:10

Teams	Sets	1	2	3	4	5	Total
<b>EST</b>	<b>0</b>	24	19	19			62
<b>NED</b>	<b>3</b>	26	25	25			76
<b>Set duration</b>		0:25	0:22	0:23			1:10

## EST • Estonia



**Dig**

Avg. by set


Rk	No	Name	Digs	Faults	Receptions	Total Attempts	Note
1	6	Esna Sten	29	1	-	30	9.67
2	18	Nõmmsalu Jaanus	14	2	-	16	4.67
3	3	Pupart Keith	12	-	-	12	4.00
4	9	Õuekallas Kristjan	11	-	-	11	3.67
5	1	Pajusalu Raimo	3	-	-	3	1.00
6	5	Toobal Kert	2	-	-	2	0.67
6	4	Kreek Ardo	2	1	-	3	0.67
8	7	Meresaar Argo	1	-	-	1	0.33
-	11	Venno Oliver	-	-	-	-	
-	12	Sirelpuu Janis	-	-	-	-	
-	13	Lember Veiko	-	-	-	-	
-	17	Rosenblatt Martti	-	-	-	-	
<b>Others</b>			-	-	-	-	
<b>Total Team</b>			74	4	-	78	24.67



**Set**

Avg. by set

Rk	No	Name	Running Sets	Faults	Still Sets	Total Attempts	Note
1	5	Toobal Kert	2	1	62	65	0.67
-	1	Pajusalu Raimo	-	-	-	-	
-	3	Pupart Keith	-	-	-	-	
-	4	Kreek Ardo	-	-	-	-	
-	6	Esna Sten	-	-	-	-	
-	7	Meresaar Argo	-	-	-	-	
-	9	Õuekallas Kristjan	-	-	-	-	
-	11	Venno Oliver	-	-	-	-	
-	12	Sirelpuu Janis	-	-	-	-	
-	13	Lember Veiko	-	-	-	-	
-	17	Rosenblatt Martti	-	-	-	-	
-	18	Nõmmsalu Jaanus	-	-	-	-	
<b>Others</b>			-	-	-	-	
<b>Total Team</b>			2	1	62	65	0.67



**Reception**

Eff. %  
Limit: 25.00%

Rk	No	Name	Excellents	Faults	Serve Receptions	Total Attempts	Note
1	6	Esna Sten	11	-	13	24	45.83
-	9	Õuekallas Kristjan	8	3	2	13	
-	3	Pupart Keith	7	-	5	12	
-	18	Nõmmsalu Jaanus	6	2	3	11	
-	1	Pajusalu Raimo	1	-	-	1	
-	4	Kreek Ardo	-	-	1	1	
-	5	Toobal Kert	-	-	-	-	
-	7	Meresaar Argo	-	-	-	-	
-	11	Venno Oliver	-	-	-	-	
-	12	Sirelpuu Janis	-	-	-	-	
-	13	Lember Veiko	-	-	-	-	
-	17	Rosenblatt Martti	-	-	-	-	
<b>Others</b>			-	-	-	-	
<b>Total Team</b>			33	5	24	62	45.16





# P-3 VOLLEYBALL • Match players ranking

2nd Round / 2010 FIVB Men's World Championship  
Europe - F



**Match:** 3 **Date:** 31.05.2009 **Spectators:** 500  
**City:** Rotterdam  
**Hall:** Topsportcentrum  
**Match duration:** **Start:** 16:00 **Total:** 1:10

Teams	Sets	1	2	3	4	5	Total
<b>EST</b>	<b>0</b>	24	19	19			62
<b>NED</b>	<b>3</b>	26	25	25			76
<b>Set duration</b>		0:25	0:22	0:23			1:10



## NED • Netherlands



**Spike**

Succ. %  
Limit: 15.00%

Rk	No	Name	Spikes	Faults	Shots	Total Attempts	Note
1	4	Horstink Robert	13	1	8	22	59.09
2	12	Kooistra Wytze	12	4	8	24	50.00
3	9	Trommel Jeroen	7	4	4	15	46.67
-	15	Lorsheijd Lars	8	1	3	12	
-	10	Rauwerdink Jeroen	5	2	-	7	
-	17	Bontje Rob	3	1	1	5	
-	3	van Harskamp Yannick	1	-	-	1	
-	2	Freriks Nico	-	-	-	-	
-	5	van der Mark Bart-Jan	-	-	-	-	
-	8	van Dijk Kay	-	-	-	-	
-	11	Snippe Jan Willem	-	-	-	-	
-	18	Maan Jelte	-	-	-	-	
<b>Others</b>			-	-	-	-	
<b>Total Team</b>			49	13	24	86	56.98



**Block**

Avg. by set

Rk	No	Name	Kill Blocks	Faults	Rebounds	Total Attempts	Note
1	17	Bontje Rob	7	1	1	9	2.33
2	4	Horstink Robert	1	2	-	3	0.33
2	12	Kooistra Wytze	1	2	-	3	0.33
-	2	Freriks Nico	-	-	-	-	
-	3	van Harskamp Yannick	-	-	1	1	
-	5	van der Mark Bart-Jan	-	-	-	-	
-	8	van Dijk Kay	-	-	-	-	
-	9	Trommel Jeroen	-	-	-	-	
-	10	Rauwerdink Jeroen	-	-	-	-	
-	11	Snippe Jan Willem	-	-	-	-	
-	18	Maan Jelte	-	-	-	-	
-	15	Lorsheijd Lars	-	2	3	5	
<b>Others</b>			-	-	-	-	
<b>Total Team</b>			9	7	5	21	3.00



**Serve**

Avg. by set

Rk	No	Name	Aces	Faults	Serve Hits	Total Attempts	Note
1	17	Bontje Rob	2	2	6	10	0.67
2	10	Rauwerdink Jeroen	1	-	2	3	0.33
-	2	Freriks Nico	-	-	-	-	
-	5	van der Mark Bart-Jan	-	-	-	-	
-	8	van Dijk Kay	-	-	-	-	
-	11	Snippe Jan Willem	-	-	-	-	
-	18	Maan Jelte	-	-	1	1	
-	15	Lorsheijd Lars	-	1	13	14	
-	4	Horstink Robert	-	1	11	12	
-	9	Trommel Jeroen	-	1	9	10	
-	3	van Harskamp Yannick	-	3	9	12	
-	12	Kooistra Wytze	-	4	8	12	
<b>Others</b>			-	-	-	-	
<b>Total Team</b>			3	12	59	74	1.00

Team	Opponent errors & Team faults				
		15	-		15





# P-3 VOLLEYBALL • Match players ranking

2nd Round / 2010 FIVB Men's World Championship  
Europe - F



**Match:** 3    **Date:** 31.05.2009    **Spectators:** 500  
**City:** Rotterdam  
**Hall:** Topsportcentrum  
**Match duration:** **Start:** 16:00 **Total:** 1:10

Teams	Sets	1	2	3	4	5	Total
<b>EST</b>	<b>0</b>	24	19	19			62
<b>NED</b>	<b>3</b>	26	25	25			76
<b>Set duration</b>		0:25	0:22	0:23			1:10



## NED • Netherlands



**Dig**

Avg. by set

Rk	No	Name	Digs	Faults	Receptions	Total Attempts	Note
1	9	Trommel Jeroen	27	-	-	27	9.00
2	18	Maan Jelte	21	1	-	22	7.00
3	4	Horstink Robert	9	-	-	9	3.00
4	12	Kooistra Wytze	7	1	-	8	2.33
5	3	van Harskamp Yannick	4	1	-	5	1.33
6	10	Rauwerdink Jeroen	3	-	-	3	1.00
7	15	Lorsheijd Lars	1	2	-	3	0.33
-	2	Freriks Nico	-	-	-	-	
-	5	van der Mark Bart-Jan	-	-	-	-	
-	8	van Dijk Kay	-	-	-	-	
-	11	Snippe Jan Willem	-	-	-	-	
-	17	Bontje Rob	-	-	-	-	
<b>Others</b>			-	-	-	-	
<b>Total Team</b>			72	5	-	77	24.00



**Set**

Avg. by set

Rk	No	Name	Running Sets	Faults	Still Sets	Total Attempts	Note
1	3	van Harskamp Yannick	1	-	63	64	0.33
-	2	Freriks Nico	-	-	-	-	
-	4	Horstink Robert	-	-	-	-	
-	5	van der Mark Bart-Jan	-	-	-	-	
-	8	van Dijk Kay	-	-	-	-	
-	9	Trommel Jeroen	-	-	-	-	
-	10	Rauwerdink Jeroen	-	-	-	-	
-	11	Snippe Jan Willem	-	-	-	-	
-	12	Kooistra Wytze	-	-	-	-	
-	17	Bontje Rob	-	-	-	-	
-	18	Maan Jelte	-	-	-	-	
-	15	Lorsheijd Lars	-	1	-	1	
<b>Others</b>			-	-	-	-	
<b>Total Team</b>			1	1	63	65	0.33



**Reception**

Eff. %  
Limit: 25.00%

Rk	No	Name	Excellents	Faults	Serve Receptions	Total Attempts	Note
1	9	Trommel Jeroen	19	-	11	30	63.33
2	18	Maan Jelte	4	2	10	16	12.50
-	4	Horstink Robert	2	-	5	7	
-	10	Rauwerdink Jeroen	1	-	2	3	
-	2	Freriks Nico	-	-	-	-	
-	3	van Harskamp Yannick	-	-	-	-	
-	5	van der Mark Bart-Jan	-	-	-	-	
-	8	van Dijk Kay	-	-	-	-	
-	11	Snippe Jan Willem	-	-	-	-	
-	12	Kooistra Wytze	-	-	-	-	
-	15	Lorsheijd Lars	-	-	-	-	
-	17	Bontje Rob	-	-	-	-	
<b>Others</b>			-	-	-	-	
<b>Total Team</b>			26	2	28	56	42.86

