



P-3 VOLLEYBALL • Match players ranking

2nd Round / 2010 FIVB Men's World Championship
Europe - F



Match: 1 **Date:** 30.05.2009 **Spectators:** 500
City: Rotterdam
Hall: Topsportcentrum
Match duration: **Start:** 16:00 **Total:** 1:26

Teams	Sets	1	2	3	4	5	Total
NED	3	25	25	18	25		93
LAT	1	16	21	25	21		83
Set duration		0:21	0:21	0:22	0:22		1:26



NED • Netherlands



Spike

Succ. %
Limit: 15.00%

Rk	No	Name	Spikes	Faults	Shots	Total Attempts	Note
1	12	Kooistra Wytze	13	4	7	24	54.17
2	9	Trommel Jeroen	7	2	6	15	46.67
3	4	Horstink Robert	8	8	9	25	32.00
-	15	Lorsheijd Lars	6	-	3	9	
-	17	Bontje Rob	4	1	4	9	
-	8	van Dijk Kay	-	1	3	4	
-	3	van Harskamp Yannick	1	-	2	3	
-	10	Rauwerdink Jeroen	2	-	-	2	
-	2	Freriks Nico	-	-	-	-	
-	5	van der Mark Bart-Jan	-	-	-	-	
-	11	Snippe Jan Willem	-	-	-	-	
-	18	Maan Jelte	-	-	-	-	
Others			-	-	-	-	
Total Team			41	16	34	91	45.05



Block

Avg. by set

Rk	No	Name	Kill Blocks	Faults	Rebounds	Total Attempts	Note
1	17	Bontje Rob	4	1	1	6	1.00
2	4	Horstink Robert	2	3	-	5	0.50
3	8	van Dijk Kay	1	-	-	1	0.25
3	9	Trommel Jeroen	1	-	-	1	0.25
3	15	Lorsheijd Lars	1	-	-	1	0.25
3	12	Kooistra Wytze	1	1	1	3	0.25
-	2	Freriks Nico	-	-	-	-	
-	5	van der Mark Bart-Jan	-	-	-	-	
-	10	Rauwerdink Jeroen	-	-	-	-	
-	11	Snippe Jan Willem	-	-	-	-	
-	18	Maan Jelte	-	-	-	-	
-	3	van Harskamp Yannick	-	1	1	2	
Others			-	-	-	-	
Total Team			10	6	3	19	2.50



Serve

Avg. by set

Rk	No	Name	Aces	Faults	Serve Hits	Total Attempts	Note
1	17	Bontje Rob	4	5	4	13	1.00
2	3	van Harskamp Yannick	3	1	10	14	0.75
2	9	Trommel Jeroen	3	4	13	20	0.75
4	10	Rauwerdink Jeroen	1	-	2	3	0.25
4	15	Lorsheijd Lars	1	-	19	20	0.25
4	4	Horstink Robert	1	1	9	11	0.25
-	2	Freriks Nico	-	-	-	-	
-	5	van der Mark Bart-Jan	-	-	-	-	
-	8	van Dijk Kay	-	-	2	2	
-	11	Snippe Jan Willem	-	-	-	-	
-	18	Maan Jelte	-	-	-	-	
-	12	Kooistra Wytze	-	4	5	9	
Others			-	-	-	-	
Total Team			13	15	64	92	3.25

Team	Opponent errors & Team faults	28	-	28
------	-------------------------------	----	---	----





P-3 VOLLEYBALL • Match players ranking

2nd Round / 2010 FIVB Men's World Championship
Europe - F



Match: 1 **Date:** 30.05.2009 **Spectators:** 500
City: Rotterdam
Hall: Topsportcentrum
Match duration: **Start:** 16:00 **Total:** 1:26

Teams	Sets	1	2	3	4	5	Total
NED	3	25	25	18	25		93
LAT	1	16	21	25	21		83
Set duration		0:21	0:21	0:22	0:22		1:26



NED • Netherlands



Dig

Avg. by set

Rk	No	Name	Digs	Faults	Receptions	Total Attempts	Note
1	9	Trommel Jeroen	32	-	-	32	8.00
2	18	Maan Jelte	27	-	-	27	6.75
3	4	Horstink Robert	15	-	-	15	3.75
4	3	van Harskamp Yannick	3	-	-	3	0.75
5	10	Rauwerdink Jeroen	2	-	-	2	0.50
6	12	Kooistra Wytze	1	-	-	1	0.25
6	15	Lorsheijd Lars	1	-	-	1	0.25
-	2	Freriks Nico	-	-	-	-	
-	5	van der Mark Bart-Jan	-	-	-	-	
-	8	van Dijk Kay	-	-	-	-	
-	11	Snippe Jan Willem	-	-	-	-	
-	17	Bontje Rob	-	-	-	-	
Others			-	-	-	-	
Total Team			81	-	-	81	20.25



Set

Avg. by set

Rk	No	Name	Running Sets	Faults	Still Sets	Total Attempts	Note
1	3	van Harskamp Yannick	3	2	57	62	0.75
-	2	Freriks Nico	-	-	-	-	
-	4	Horstink Robert	-	-	-	-	
-	5	van der Mark Bart-Jan	-	-	-	-	
-	8	van Dijk Kay	-	-	-	-	
-	9	Trommel Jeroen	-	-	-	-	
-	10	Rauwerdink Jeroen	-	-	-	-	
-	11	Snippe Jan Willem	-	-	-	-	
-	12	Kooistra Wytze	-	-	-	-	
-	15	Lorsheijd Lars	-	-	-	-	
-	18	Maan Jelte	-	-	-	-	
-	17	Bontje Rob	-	1	-	1	
Others			-	-	-	-	
Total Team			3	3	57	63	0.75



Reception

Eff. %
Limit: 25.00%

Rk	No	Name	Excellents	Faults	Serve Receptions	Total Attempts	Note
1	18	Maan Jelte	15	1	6	22	63.64
2	9	Trommel Jeroen	12	1	16	29	37.93
-	4	Horstink Robert	5	1	8	14	
-	10	Rauwerdink Jeroen	1	-	2	3	
-	15	Lorsheijd Lars	1	-	1	2	
-	2	Freriks Nico	-	-	-	-	
-	3	van Harskamp Yannick	-	-	-	-	
-	5	van der Mark Bart-Jan	-	-	-	-	
-	8	van Dijk Kay	-	-	-	-	
-	11	Snippe Jan Willem	-	-	-	-	
-	12	Kooistra Wytze	-	-	-	-	
-	17	Bontje Rob	-	-	-	-	
Others			-	-	-	-	
Total Team			34	3	33	70	44.29





P-3 VOLLEYBALL • Match players ranking

2nd Round / 2010 FIVB Men's World Championship
Europe - F




Match: 1 **Date:** 30.05.2009 **Spectators:** 500
City: Rotterdam
Hall: Topsportcentrum
Match duration: **Start:** 16:00 **Total:** 1:26

Teams	Sets	1	2	3	4	5	Total
NED	3	25	25	18	25		93
LAT	1	16	21	25	21		83
Set duration		0:21	0:21	0:22	0:22		1:26




LAT • Latvia



Spike

Succ. %
Limit: 15.00%


Rk	No	Name	Spikes	Faults	Shots	Total Attempts	Note
1	5	Celitans Armands	9	3	3	15	60.00
1	8	Celitans Gundars	21	10	4	35	60.00
3	17	Smedins Janis	8	6	6	20	40.00
-	12	Smedins Toms	4	2	3	9	
-	14	Zavorotnijs Andrejs	4	-	1	5	
-	9	Korzenevics Viktors	1	1	-	2	
-	2	Petrusevics Aivars	-	-	1	1	
-	11	Petrovs Deniss	-	-	1	1	
-	3	Andilevko Artjoms	-	-	-	-	
-	7	Stals Austris	-	-	-	-	
-	10	Baiks Eriks	-	-	-	-	
-	13	Leitis Agris	-	-	-	-	
Others			-	-	-	-	
Total Team			47	22	19	88	53.41



Block

Avg. by set

Rk	No	Name	Kill Blocks	Faults	Rebounds	Total Attempts	Note
1	5	Celitans Armands	2	1	1	4	0.50
2	8	Celitans Gundars	1	-	1	2	0.25
2	9	Korzenevics Viktors	1	-	-	1	0.25
2	17	Smedins Janis	1	1	-	2	0.25
-	2	Petrusevics Aivars	-	-	-	-	
-	3	Andilevko Artjoms	-	-	-	-	
-	7	Stals Austris	-	-	-	-	
-	10	Baiks Eriks	-	-	-	-	
-	11	Petrovs Deniss	-	-	1	1	
-	12	Smedins Toms	-	-	1	1	
-	13	Leitis Agris	-	-	-	-	
-	14	Zavorotnijs Andrejs	-	-	-	-	
Others			-	-	-	-	
Total Team			5	2	4	11	1.25



Serve

Avg. by set

Rk	No	Name	Aces	Faults	Serve Hits	Total Attempts	Note
1	17	Smedins Janis	1	3	17	21	0.25
1	12	Smedins Toms	1	3	9	13	0.25
1	8	Celitans Gundars	1	5	5	11	0.25
-	2	Petrusevics Aivars	-	-	-	-	
-	3	Andilevko Artjoms	-	-	-	-	
-	5	Celitans Armands	-	-	16	16	
-	7	Stals Austris	-	-	-	-	
-	10	Baiks Eriks	-	-	-	-	
-	11	Petrovs Deniss	-	-	15	15	
-	13	Leitis Agris	-	-	-	-	
-	14	Zavorotnijs Andrejs	-	-	5	5	
-	9	Korzenevics Viktors	-	3	-	3	
Others			-	-	-	-	
Total Team			3	14	67	84	0.75

Team	Opponent errors & Team faults				
		28	-		28






P-3 VOLLEYBALL • Match players ranking

2nd Round / 2010 FIVB Men's World Championship
Europe - F



Match: 1 **Date:** 30.05.2009 **Spectators:** 500
City: Rotterdam
Hall: Topsportcentrum
Match duration: **Start:** 16:00 **Total:** 1:26

Teams	Sets	1	2	3	4	5	Total
NED	3	25	25	18	25		93
LAT	1	16	21	25	21		83
Set duration		0:21	0:21	0:22	0:22		1:26

Dig

Avg. by set


Rk	No	Name	Digs	Faults	Receptions	Total Attempts	Note
1	17	Smedins Janis	26	-	-	26	6.50
2	7	Stals Austris	19	-	-	19	4.75
3	12	Smedins Toms	17	2	-	19	4.25
4	2	Petrusevics Aivars	13	-	-	13	3.25
5	11	Petrovs Deniss	5	-	-	5	1.25
6	5	Celitans Armands	2	-	-	2	0.50
6	8	Celitans Gundars	2	-	-	2	0.50
8	9	Korzenevics Viktors	1	-	-	1	0.25
-	3	Andilevko Artjoms	-	-	-	-	
-	10	Baiks Eriks	-	-	-	-	
-	13	Leitis Agris	-	-	-	-	
-	14	Zavorotnijs Andrejs	-	-	-	-	
Others			-	-	-	-	
Total Team			85	2	-	87	21.25



Set

Avg. by set

Rk	No	Name	Running Sets	Faults	Still Sets	Total Attempts	Note
-	2	Petrusevics Aivars	-	-	-	-	
-	3	Andilevko Artjoms	-	-	-	-	
-	5	Celitans Armands	-	-	-	-	
-	7	Stals Austris	-	-	-	-	
-	9	Korzenevics Viktors	-	-	-	-	
-	10	Baiks Eriks	-	-	-	-	
-	12	Smedins Toms	-	-	-	-	
-	13	Leitis Agris	-	-	-	-	
-	14	Zavorotnijs Andrejs	-	-	-	-	
-	17	Smedins Janis	-	-	-	-	
-	11	Petrovs Deniss	-	1	40	41	
-	8	Celitans Gundars	-	1	-	1	
Others			-	-	-	-	
Total Team			-	2	40	42	



Reception

Eff. %
Limit: 25.00%

Rk	No	Name	Excellents	Faults	Serve Receptions	Total Attempts	Note
1	12	Smedins Toms	15	2	7	24	54.17
2	7	Stals Austris	12	3	5	20	45.00
-	17	Smedins Janis	10	5	4	19	
-	3	Andilevko Artjoms	-	-	-	-	
-	8	Celitans Gundars	-	-	-	-	
-	9	Korzenevics Viktors	-	-	-	-	
-	10	Baiks Eriks	-	-	-	-	
-	11	Petrovs Deniss	-	-	-	-	
-	13	Leitis Agris	-	-	-	-	
-	14	Zavorotnijs Andrejs	-	-	-	-	
-	2	Petrusevics Aivars	1	2	10	13	
-	5	Celitans Armands	-	1	-	1	
Others			-	-	-	-	
Total Team			38	13	26	77	32.47

