



# P-3 VOLLEYBALL • Match players ranking

2nd Round / 2010 FIVB Men's World Championship  
Europe - E




**Match:** 2 **Date:** 29.05.2009 **Spectators:** 1'550  
**City:** Poprad  
**Hall:** Arena Poprad  
**Match duration:** **Start:** 19:00 **End:** 21:12 **Total:** 2:12

Teams	Sets	1	2	3	4	5	Total
<b>SVK</b>	<b>3</b>	25	29	22	19	15	110
<b>BLR</b>	<b>2</b>	18	27	25	25	11	106
<b>Set duration</b>		0:23	0:34	0:28	0:26	0:17	2:08




## SVK • Slovakia



**Spike**

Succ. %  
Limit: 15.00%


Rk	No	Name	Spikes	Faults	Shots	Total Attempts	Note
1	10	NEMEC Martin	23	8	6	37	62.16
-	3	KOHUT Emanuel	13	-	3	16	
-	18	DIVIS Lukas	11	1	4	16	
-	9	OGURCAK Frantisek	7	5	3	15	
-	7	JOSCAK Jakub	9	-	2	11	
-	8	SOPKO Martin	4	3	2	9	
-	1	BENCZ MILAN	3	2	1	6	
-	11	JANUSEK Peter	-	2	1	3	
-	2	MASNY Michal	1	-	-	1	
-	4	PIPA Martin	-	-	-	-	
-	6	PIOVARCI Jozef	-	-	-	-	
-	15	ZATKO Juraj	-	-	-	-	
<b>Others</b>			-	-	-	-	
<b>Total Team</b>			71	21	22	114	62.28



**Block**

Avg. by set

Rk	No	Name	Kill Blocks	Faults	Rebounds	Total Attempts	Note
1	18	DIVIS Lukas	4	-	-	4	0.80
2	7	JOSCAK Jakub	3	-	-	3	0.60
3	8	SOPKO Martin	2	-	-	2	0.40
4	9	OGURCAK Frantisek	1	-	-	1	0.20
4	10	NEMEC Martin	1	-	-	1	0.20
-	1	BENCZ MILAN	-	-	-	-	
-	2	MASNY Michal	-	-	-	-	
-	3	KOHUT Emanuel	-	-	-	-	
-	4	PIPA Martin	-	-	-	-	
-	6	PIOVARCI Jozef	-	-	-	-	
-	11	JANUSEK Peter	-	-	-	-	
-	15	ZATKO Juraj	-	-	-	-	
<b>Others</b>			-	-	-	-	
<b>Total Team</b>			11	-	-	11	2.20



**Serve**

Avg. by set

Rk	No	Name	Aces	Faults	Serve Hits	Total Attempts	Note
1	2	MASNY Michal	1	1	16	18	0.20
-	4	PIPA Martin	-	-	-	-	
-	15	ZATKO Juraj	-	-	-	-	
-	7	JOSCAK Jakub	-	1	15	16	
-	18	DIVIS Lukas	-	1	15	16	
-	8	SOPKO Martin	-	1	7	8	
-	3	KOHUT Emanuel	-	2	13	15	
-	9	OGURCAK Frantisek	-	2	12	14	
-	10	NEMEC Martin	-	4	12	16	
-	6	PIOVARCI Jozef	-	2	3	5	
-	1	BENCZ MILAN	-	1	-	1	
-	11	JANUSEK Peter	-	1	-	1	
<b>Others</b>			-	-	-	-	
<b>Total Team</b>			1	16	93	110	0.20

Team	Opponent errors & Team faults	27	-	27





# P-3 VOLLEYBALL • Match players ranking

2nd Round / 2010 FIVB Men's World Championship  
Europe - E



**Match:** 2 **Date:** 29.05.2009 **Spectators:** 1'550  
**City:** Poprad  
**Hall:** Arena Poprad  
**Match duration:** **Start:** 19:00 **End:** 21:12 **Total:** 2:12

Teams	Sets	1	2	3	4	5	Total
SVK	3	25	29	22	19	15	110
BLR	2	18	27	25	25	11	106
<b>Set duration</b>		0:23	0:34	0:28	0:26	0:17	2:08



## SVK • Slovakia



**Dig**

Avg. by set

Rk	No	Name	Digs	Faults	Receptions	Total Attempts	Note
1	4	PIPA Martin	14	2	-	16	2.80
2	2	MASNY Michal	7	1	-	8	1.40
3	18	DIVIS Lukas	6	-	-	6	1.20
4	7	JOSCAK Jakub	3	-	-	3	0.60
5	3	KOHUT Emanuel	1	-	-	1	0.20
5	8	SOPKO Martin	1	-	-	1	0.20
5	9	OGURCAK Frantisek	1	-	-	1	0.20
-	1	BENCZ MILAN	-	-	-	-	
-	6	PIOVARCI Jozef	-	-	-	-	
-	11	JANUSEK Peter	-	-	-	-	
-	15	ZATKO Juraj	-	-	-	-	
-	10	NEMEC Martin	-	1	-	1	
<b>Others</b>			-	-	-	-	
<b>Total Team</b>			33	4	-	37	6.60



**Set**

Avg. by set

Rk	No	Name	Running Sets	Faults	Still Sets	Total Attempts	Note
1	2	MASNY Michal	56	-	50	106	11.20
-	1	BENCZ MILAN	-	-	-	-	
-	3	KOHUT Emanuel	-	-	-	-	
-	4	PIPA Martin	-	-	-	-	
-	6	PIOVARCI Jozef	-	-	-	-	
-	7	JOSCAK Jakub	-	-	-	-	
-	8	SOPKO Martin	-	-	-	-	
-	9	OGURCAK Frantisek	-	-	-	-	
-	10	NEMEC Martin	-	-	-	-	
-	11	JANUSEK Peter	-	-	-	-	
-	15	ZATKO Juraj	-	-	-	-	
-	18	DIVIS Lukas	-	-	-	-	
<b>Others</b>			-	-	-	-	
<b>Total Team</b>			56	-	50	106	11.20



**Reception**

Eff. %  
Limit: 25.00%

Rk	No	Name	Excellents	Faults	Serve Receptions	Total Attempts	Note
1	4	PIPA Martin	18	1	7	26	65.38
2	9	OGURCAK Frantisek	15	-	10	25	60.00
-	18	DIVIS Lukas	12	2	7	21	
-	11	JANUSEK Peter	3	-	5	8	
-	8	SOPKO Martin	3	2	1	6	
-	2	MASNY Michal	-	-	1	1	
-	10	NEMEC Martin	-	-	1	1	
-	1	BENCZ MILAN	-	-	-	-	
-	3	KOHUT Emanuel	-	-	-	-	
-	6	PIOVARCI Jozef	-	-	-	-	
-	7	JOSCAK Jakub	-	-	-	-	
-	15	ZATKO Juraj	-	-	-	-	
<b>Others</b>			-	-	-	-	
<b>Total Team</b>			51	5	32	88	52.27





# P-3 VOLLEYBALL • Match players ranking

2nd Round / 2010 FIVB Men's World Championship  
Europe - E



**Match:** 2 **Date:** 29.05.2009 **Spectators:** 1'550  
**City:** Poprad  
**Hall:** Arena Poprad  
**Match duration:** **Start:** 19:00 **End:** 21:12 **Total:** 2:12

Teams	Sets	1	2	3	4	5	Total
SVK	3	25	29	22	19	15	110
BLR	2	18	27	25	25	11	106
Set duration		0:23	0:34	0:28	0:26	0:17	2:08



## BLR • Belarus



**Spike**

Succ. %  
Limit: 15.00%

Rk	No	Name	Spikes	Faults	Shots	Total Attempts	Note
1	7	Akhrem Aleh	16	7	7	30	53.33
2	6	Akulich Siarhei	13	6	8	27	48.15
3	11	Elistratov Aliaksandr	9	3	14	26	34.62
-	18	Klysheuski Anatoli	9	1	2	12	
-	15	Audochanka Pavel	5	2	2	9	
-	2	Petrachenka Ihar	3	-	1	4	
-	12	Haramykin Artsiom	2	1	-	3	
-	5	Zhehzdryn Dzmitry	2	-	-	2	
-	10	Kitun Siarhei	-	-	1	1	
-	3	Mikhniuk Aleh	-	-	-	-	
-	4	Antanovich Siarhei	-	-	-	-	
-	13	Likharad Dzmitry	-	-	-	-	
Others			-	-	-	-	
<b>Total Team</b>			59	20	35	114	51.75



**Block**

Avg. by set

Rk	No	Name	Kill Blocks	Faults	Rebounds	Total Attempts	Note
1	18	Klysheuski Anatoli	6	-	-	6	1.20
2	7	Akhrem Aleh	3	-	-	3	0.60
3	2	Petrachenka Ihar	2	-	-	2	0.40
4	3	Mikhniuk Aleh	1	-	-	1	0.20
4	12	Haramykin Artsiom	1	-	-	1	0.20
-	4	Antanovich Siarhei	-	-	-	-	
-	6	Akulich Siarhei	-	-	-	-	
-	10	Kitun Siarhei	-	-	-	-	
-	11	Elistratov Aliaksandr	-	-	-	-	
-	13	Likharad Dzmitry	-	-	-	-	
-	15	Audochanka Pavel	-	-	-	-	
-	5	Zhehzdryn Dzmitry	-	1	-	1	
Others			-	-	-	-	
<b>Total Team</b>			13	1	-	14	2.60



**Serve**

Avg. by set

Rk	No	Name	Aces	Faults	Serve Hits	Total Attempts	Note
1	6	Akulich Siarhei	2	5	12	19	0.40
1	7	Akhrem Aleh	2	6	11	19	0.40
-	3	Mikhniuk Aleh	-	-	-	-	
-	10	Kitun Siarhei	-	-	2	2	
-	12	Haramykin Artsiom	-	-	12	12	
-	13	Likharad Dzmitry	-	-	-	-	
-	15	Audochanka Pavel	-	-	2	2	
-	18	Klysheuski Anatoli	-	-	20	20	
-	2	Petrachenka Ihar	-	1	10	11	
-	11	Elistratov Aliaksandr	-	2	11	13	
-	5	Zhehzdryn Dzmitry	-	3	4	7	
-	4	Antanovich Siarhei	-	1	-	1	
Others			-	-	-	-	
<b>Total Team</b>			4	18	84	106	0.80

Team	Opponent errors & Team faults	30	-	30





# P-3 VOLLEYBALL • Match players ranking

2nd Round / 2010 FIVB Men's World Championship  
Europe - E



**Match:** 2 **Date:** 29.05.2009 **Spectators:** 1'550  
**City:** Poprad  
**Hall:** Arena Poprad  
**Match duration:** **Start:** 19:00 **End:** 21:12 **Total:** 2:12

Teams	Sets	1	2	3	4	5	Total
SVK	3	25	29	22	19	15	110
BLR	2	18	27	25	25	11	106
<b>Set duration</b>		0:23	0:34	0:28	0:26	0:17	2:08



## BLR • Belarus



**Dig**

Avg. by set

Rk	No	Name	Digs	Faults	Receptions	Total Attempts	Note
1	7	Akhrem Aleh	4	-	-	4	0.80
2	13	Likharad Dzmitry	3	-	-	3	0.60
3	6	Akulich Siarhei	2	-	-	2	0.40
3	11	Elistratov Aliaksandr	2	-	-	2	0.40
3	12	Haramykin Artsiom	2	-	-	2	0.40
3	15	Audochanka Pavel	2	-	-	2	0.40
7	18	Klysheuski Anatoli	1	-	-	1	0.20
-	2	Petrachenka Ihar	-	-	-	-	
-	3	Mikhniuk Aleh	-	-	-	-	
-	4	Antanovich Siarhei	-	-	-	-	
-	5	Zhehdryn Dzmitry	-	-	-	-	
-	10	Kitun Siarhei	-	-	-	-	
<b>Others</b>			-	-	-	-	
<b>Total Team</b>			16	-	-	16	3.20



**Set**

Avg. by set

Rk	No	Name	Running Sets	Faults	Still Sets	Total Attempts	Note
1	12	Haramykin Artsiom	43	-	54	97	8.60
2	3	Mikhniuk Aleh	2	-	4	6	0.40
-	2	Petrachenka Ihar	-	-	-	-	
-	4	Antanovich Siarhei	-	-	-	-	
-	5	Zhehdryn Dzmitry	-	-	-	-	
-	6	Akulich Siarhei	-	-	-	-	
-	7	Akhrem Aleh	-	-	-	-	
-	10	Kitun Siarhei	-	-	-	-	
-	11	Elistratov Aliaksandr	-	-	-	-	
-	13	Likharad Dzmitry	-	-	-	-	
-	15	Audochanka Pavel	-	-	-	-	
-	18	Klysheuski Anatoli	-	-	-	-	
<b>Others</b>			-	-	-	-	
<b>Total Team</b>			45	-	58	103	9.00



**Reception**

Eff. %  
Limit: 25.00%

Rk	No	Name	Excellents	Faults	Serve Receptions	Total Attempts	Note
1	13	Likharad Dzmitry	17	1	10	28	57.14
2	7	Akhrem Aleh	18	1	11	30	56.67
3	11	Elistratov Aliaksandr	19	-	16	35	54.29
-	18	Klysheuski Anatoli	1	-	-	1	
-	2	Petrachenka Ihar	-	-	-	-	
-	3	Mikhniuk Aleh	-	-	-	-	
-	4	Antanovich Siarhei	-	-	-	-	
-	5	Zhehdryn Dzmitry	-	-	-	-	
-	6	Akulich Siarhei	-	-	-	-	
-	10	Kitun Siarhei	-	-	-	-	
-	12	Haramykin Artsiom	-	-	-	-	
-	15	Audochanka Pavel	-	-	-	-	
<b>Others</b>			-	-	-	-	
<b>Total Team</b>			55	2	37	94	56.38

