


Match Statistics

Estatísticas da partida / Statistiques du match

Match 37

P3

Match Duration: 2h09

Spectators: 6,976

USA vs RUS
 3 2

Team	Sets	1	2	3	4	5	Total
USA	3	23	21	25	25	15	109
RUS	2	25	25	19	19	13	101
	Playing Time	27min	27min	22min	21min	20min	1h57

First Referee: PASQUALI Fabrizio (ITA)


Second Referee: LIU Jiang (CHN)

USA - USA

Scoring Spike

Limit
15.00%

Rk	No.	Name	Spikes	Faults	Shots	Total Attempts	Eff. %
1	8	PRIDDY William Reid	17	1	8	26	61.54
2	1	ANDERSON Matthew	18	6	11	35	34.29
3	3	SANDER Taylor	14	6	8	28	28.57
4		LEE David	9	-	3	12	
17		HOLT Maxwell	8	-	3	11	
2		RUSSELL Aaron	2	2	2	6	
10		JAESCHKE Thomas	2	2	2	6	
11		CHRISTENSON Micah	2	-	2	4	
7		SHOJI Kawika	-	-	-	-	
9		TROY Murphy	-	-	-	-	
20		SMITH David	-	-	-	-	
22		SHOJI Erik	-	-	-	-	
Team Totals			72	17	39	128	42.97

Scoring Block


Rk	No.	Name	Kill Blocks	Faults	Rebounds	Total Attempts	Avg. by Set
1	17	HOLT Maxwell	2	6	6	14	0.40
1	4	LEE David	2	4	3	9	0.40
1	1	ANDERSON Matthew	2	3	3	8	0.40
4	3	SANDER Taylor	1	1	2	4	0.20
4	10	JAESCHKE Thomas	1	-	-	1	0.20
6	11	CHRISTENSON Micah	-	3	5	8	0.00
6	8	PRIDDY William Reid	-	2	2	4	0.00
2		RUSSELL Aaron	-	-	-	-	
7		SHOJI Kawika	-	-	-	-	
9		TROY Murphy	-	-	-	-	
20		SMITH David	-	-	-	-	
22		SHOJI Erik	-	-	-	-	
Team Totals			8	19	21	48	1.60

Scoring Service


Rk	No.	Name	Aces	Faults	Serve Hits	Total Attempts	Avg. by Set
1	17	HOLT Maxwell	3	7	16	26	0.60
2	3	SANDER Taylor	2	5	11	18	0.40
3	11	CHRISTENSON Micah	1	5	13	19	0.20
3	1	ANDERSON Matthew	1	4	11	16	0.20
3	8	PRIDDY William Reid	1	3	6	10	0.20
6	4	LEE David	-	-	16	16	0.00
6	2	RUSSELL Aaron	-	-	3	3	0.00
6	10	JAESCHKE Thomas	-	1	-	1	0.00
7		SHOJI Kawika	-	-	-	-	
9		TROY Murphy	-	-	-	-	
20		SMITH David	-	-	-	-	
22		SHOJI Erik	-	-	-	-	
Team Totals			8	25	76	109	1.60

Team
Opponent Errors & Team Faults

21	1
----	---



Match Statistics

Estatísticas da partida / Statistiques du match

Match 37

P3

Match Duration: 2h09

USA vs RUS
3 2


Spectators: 6,976

Team	Sets	1	2	3	4	5	Total
USA	3	23	21	25	25	15	109
RUS	2	25	25	19	19	13	101
	Playing Time	27min	27min	22min	21min	20min	1h57

First Referee: PASQUALI Fabrizio (ITA)

Second Referee: LIU Jiang (CHN)

USA - USA

Non-Scoring Dig


Rk	No.	Name	Digs	Faults	Receptions	Total Attempts	Avg. by Set
1	22	SHOJI Erik	9	9	-	18	1.80
2	3	SANDER Taylor	7	6	6	19	1.40
3	1	ANDERSON Matthew	5	7	7	19	1.00
3	11	CHRISTENSON Micah	5	3	5	13	1.00
5	8	PRIDDY William Reid	4	5	2	11	0.80
6	4	LEE David	2	-	1	3	0.40
7	17	HOLT Maxwell	1	2	1	4	0.20
7	2	RUSSELL Aaron	1	1	-	2	0.20
9	10	JAESCHKE Thomas	-	1	-	1	0.00
	7	SHOJI Kawika	-	-	-	-	-
	9	TROY Murphy	-	-	-	-	-
	20	SMITH David	-	-	-	-	-
Team Totals			34	34	22	90	6.80

Non-Scoring Set


Rk	No.	Name	Running Sets	Faults	Still Sets	Total Attempts	Avg. by Set
1	11	CHRISTENSON Micah	60	1	45	106	12.00
2	22	SHOJI Erik	5	-	4	9	1.00
3	1	ANDERSON Matthew	1	-	-	1	0.20
3	3	SANDER Taylor	1	-	-	1	0.20
	2	RUSSELL Aaron	-	-	-	-	-
	4	LEE David	-	-	-	-	-
	7	SHOJI Kawika	-	-	-	-	-
	8	PRIDDY William Reid	-	-	-	-	-
	9	TROY Murphy	-	-	-	-	-
	10	JAESCHKE Thomas	-	-	-	-	-
	17	HOLT Maxwell	-	-	-	-	-
	20	SMITH David	-	-	-	-	-
Team Totals			67	1	49	117	13.40

Non-Scoring Reception

Limit 25.00%

Rk	No.	Name	Excellents	Faults	Serve Receptions	Total Attempts	Succ. %
1	3	SANDER Taylor	15	2	7	24	62.50
2	22	SHOJI Erik	13	-	11	24	54.17
	8	PRIDDY William Reid	6	-	10	16	-
	1	ANDERSON Matthew	6	1	2	9	-
	2	RUSSELL Aaron	-	-	8	8	-
	10	JAESCHKE Thomas	-	-	3	3	-
	17	HOLT Maxwell	1	-	2	3	-
	4	LEE David	-	-	-	-	-
	7	SHOJI Kawika	-	-	-	-	-
	9	TROY Murphy	-	-	-	-	-
	11	CHRISTENSON Micah	-	-	-	-	-
	20	SMITH David	-	-	-	-	-
Team Totals			41	3	43	87	47.13



Match Statistics

Estatísticas da partida / Statistiques du match

Match 37

P3

Match Duration: 2h09

USA vs RUS
3 2

Spectators: 6,976

Team	Sets	1	2	3	4	5	Total
USA	3	23	21	25	25	15	109
RUS	2	25	25	19	19	13	101
	Playing Time	27min	27min	22min	21min	20min	1h57

First Referee: PASQUALI Fabrizio (ITA)


Second Referee: LIU Jiang (CHN)

RUS - Russia

Scoring Spike

Limit
15.00%

Rk	No.	Name	Spikes	Faults	Shots	Total Attempts	Eff. %
1	19	KLIUKA Egor	13	4	10	27	33.33
2	12	BAKUN Kostyantyn	12	5	9	26	26.92
3	8	TETYUKHIN Sergey	6	4	11	21	9.52
	14	VOLVICH Artem	9	1	5	15	
	18	VOLKOV Alexander	7	1	2	10	
	17	MIKHAYLOV Maxim	3	2	4	9	
	7	VOLKOV Dmitry	2	-	2	4	
	5	GRANKIN Sergey	-	-	2	2	
	1	KOBZAR Igor	-	-	-	-	
	11	ASHCHEV Andrey	-	-	-	-	
	16	VERBOV Alexey	-	-	-	-	
	20	ERMAKOV Artem	-	-	-	-	
Team Totals			52	17	45	114	30.70

Scoring Block


Rk	No.	Name	Kill Blocks	Faults	Rebounds	Total Attempts	Avg. by Set
1	14	VOLVICH Artem	5	6	7	18	1.00
2	18	VOLKOV Alexander	3	5	6	14	0.60
3	5	GRANKIN Sergey	2	1	3	6	0.40
4	12	BAKUN Kostyantyn	1	4	-	5	0.20
4	7	VOLKOV Dmitry	1	-	-	1	0.20
6	8	TETYUKHIN Sergey	-	2	2	4	0.00
6	19	KLIUKA Egor	-	1	2	3	0.00
6	17	MIKHAYLOV Maxim	-	3	-	3	0.00
	1	KOBZAR Igor	-	-	-	-	
	11	ASHCHEV Andrey	-	-	-	-	
	16	VERBOV Alexey	-	-	-	-	
	20	ERMAKOV Artem	-	-	-	-	
Team Totals			12	22	20	54	2.40

Scoring Service


Rk	No.	Name	Aces	Faults	Serve Hits	Total Attempts	Avg. by Set
1	8	TETYUKHIN Sergey	3	3	10	16	0.60
2	19	KLIUKA Egor	1	-	18	19	0.20
2	12	BAKUN Kostyantyn	1	2	9	12	0.20
4	5	GRANKIN Sergey	-	1	18	19	0.00
4	14	VOLVICH Artem	-	1	14	15	0.00
4	18	VOLKOV Alexander	-	-	14	14	0.00
4	7	VOLKOV Dmitry	-	1	2	3	0.00
4	17	MIKHAYLOV Maxim	-	1	1	2	0.00
4	1	KOBZAR Igor	-	-	1	1	0.00
	11	ASHCHEV Andrey	-	-	-	-	
	16	VERBOV Alexey	-	-	-	-	
	20	ERMAKOV Artem	-	-	-	-	
Team Totals			5	9	87	101	1.00

Team
Opponent Errors & Team Faults

32	2
----	---



Match Statistics

Estatísticas da partida / Statistiques du match

Match 37

P3

Match Duration: 2h09

USA vs RUS
3 vs 2


Spectators: 6,976

Team	Sets	1	2	3	4	5	Total
USA	3	23	21	25	25	15	109
RUS	2	25	25	19	19	13	101
	Playing Time	27min	27min	22min	21min	20min	1h57

First Referee: PASQUALI Fabrizio (ITA)

Second Referee: LIU Jiang (CHN)

RUS - Russia

Non-Scoring Dig


Rk	No.	Name	Digs	Faults	Receptions	Total Attempts	Avg. by Set
1	16	VERBOV Alexey	7	13	8	28	1.40
1	8	TETYUKHIN Sergey	7	6	8	21	1.40
3	19	KLIUKA Egor	4	8	3	15	0.80
4	5	GRANKIN Sergey	2	10	4	16	0.40
4	12	BAKUN Kostyantyn	2	1	1	4	0.40
6	7	VOLKOV Dmitry	1	4	-	5	0.20
6	14	VOLVICH Artem	1	4	-	5	0.20
6	18	VOLKOV Alexander	1	4	-	5	0.20
6	17	MIKHAYLOV Maxim	1	1	1	3	0.20
6	20	ERMAKOV Artem	1	-	-	1	0.20
11	1	KOBZAR Igor	-	1	-	1	0.00
11	11	ASHCHEV Andrey	-	-	-	-	-
Team Totals			27	52	25	104	5.40

Non-Scoring Set


Rk	No.	Name	Running Sets	Faults	Still Sets	Total Attempts	Avg. by Set
1	5	GRANKIN Sergey	45	1	42	88	9.00
2	16	VERBOV Alexey	2	-	4	6	0.40
2	1	KOBZAR Igor	2	-	1	3	0.40
4	8	TETYUKHIN Sergey	1	-	-	1	0.20
5	19	KLIUKA Egor	-	-	3	3	0.00
5	17	MIKHAYLOV Maxim	-	-	1	1	0.00
7	7	VOLKOV Dmitry	-	-	-	-	-
11	11	ASHCHEV Andrey	-	-	-	-	-
12	12	BAKUN Kostyantyn	-	-	-	-	-
14	14	VOLVICH Artem	-	-	-	-	-
18	18	VOLKOV Alexander	-	-	-	-	-
20	20	ERMAKOV Artem	-	-	-	-	-
Team Totals			50	1	51	102	10.00

Non-Scoring Reception

Limit 25.00%

Rk	No.	Name	Excellents	Faults	Serve Receptions	Total Attempts	Succ. %
1	16	VERBOV Alexey	7	1	22	30	23.33
8	8	TETYUKHIN Sergey	9	-	11	20	
19	19	KLIUKA Egor	8	6	6	20	
7	7	VOLKOV Dmitry	3	-	5	8	
20	20	ERMAKOV Artem	-	-	2	2	
14	14	VOLVICH Artem	-	1	-	1	
1	1	KOBZAR Igor	-	-	-	-	
5	5	GRANKIN Sergey	-	-	-	-	
11	11	ASHCHEV Andrey	-	-	-	-	
12	12	BAKUN Kostyantyn	-	-	-	-	
17	17	MIKHAYLOV Maxim	-	-	-	-	
18	18	VOLKOV Alexander	-	-	-	-	
Team Totals			27	8	46	81	33.33

Avg.	Eff. %	No.	Rk	Succ. %
Average	Efficiency	Shirt Number	Rank	Success %