


Match Statistics

Estatísticas da partida / Statistiques du match

Match 35

P3

Match Duration: 2h28

ITA vs USA
3 2

Spectators: 8,153

Team	Sets	1	2	3	4	5	Total
ITA	3	30	26	9	25	15	105
USA	2	28	28	25	22	9	112
	Playing Time	34min	35min	21min	30min	16min	2h16

First Referee: di GIACOMO Arturo (BEL)


Second Referee: CASAMIQUELA Hernan Gonzalo (ARG)

ITA - Italy

Scoring Spike

Limit
15.00%

Rk	No.	Name	Spikes	Faults	Shots	Total Attempts	Eff. %
1	10	LANZA Filippo	15	4	10	29	37.93
2	9	ZAYTSEV Ivan	16	10	14	40	15.00
3	5	JUANTORENA Osmany	12	8	15	35	11.43
	15	BIRARELLI Emanuele	5	1	7	13	
	11	BUTI Simone	4	1	6	11	
	6	GIANNELLI Simone	5	1	4	10	
	16	ANTONOV Oleg	1	-	1	2	
	4	VETTORI Luca	-	1	1	2	
	3	SOTTILE Pasquale	-	-	-	-	
	7	ROSSINI Salvatore	-	-	-	-	
	13	COLACI Massimo	-	-	-	-	
	14	PIANO Matteo	-	-	-	-	
Team Totals			58	26	58	142	22.54

Scoring Block


Rk	No.	Name	Kill Blocks	Faults	Rebounds	Total Attempts	Avg. by Set
1	11	BUTI Simone	2	3	6	11	0.40
1	6	GIANNELLI Simone	2	2	4	8	0.40
3	15	BIRARELLI Emanuele	1	9	11	21	0.20
3	10	LANZA Filippo	1	5	4	10	0.20
3	5	JUANTORENA Osmany	1	2	2	5	0.20
6	9	ZAYTSEV Ivan	-	5	6	11	0.00
6	16	ANTONOV Oleg	-	-	1	1	0.00
	3	SOTTILE Pasquale	-	-	-	-	
	4	VETTORI Luca	-	-	-	-	
	7	ROSSINI Salvatore	-	-	-	-	
	13	COLACI Massimo	-	-	-	-	
	14	PIANO Matteo	-	-	-	-	
Team Totals			7	26	34	67	1.40

Scoring Service


Rk	No.	Name	Aces	Faults	Serve Hits	Total Attempts	Avg. by Set
1	9	ZAYTSEV Ivan	5	4	12	21	1.00
2	15	BIRARELLI Emanuele	2	2	15	19	0.40
2	11	BUTI Simone	2	2	9	13	0.40
4	5	JUANTORENA Osmany	1	1	16	18	0.20
5	6	GIANNELLI Simone	-	5	10	15	0.00
5	10	LANZA Filippo	-	5	7	12	0.00
5	16	ANTONOV Oleg	-	-	4	4	0.00
5	3	SOTTILE Pasquale	-	-	2	2	0.00
5	4	VETTORI Luca	-	-	1	1	0.00
	7	ROSSINI Salvatore	-	-	-	-	
	13	COLACI Massimo	-	-	-	-	
	14	PIANO Matteo	-	-	-	-	
Team Totals			10	19	76	105	2.00

Team
Opponent Errors & Team Faults

30	2
----	---


Match Statistics

Estatísticas da partida / Statistiques du match

Match 35

P3

Match Duration: 2h28

Spectators: 8,153


ITA vs USA
3 2


Team	Sets	1	2	3	4	5	Total
ITA	3	30	26	9	25	15	105
USA	2	28	28	25	22	9	112
	Playing Time	34min	35min	21min	30min	16min	2h16


First Referee: di GIACOMO Arturo (BEL)

Second Referee: CASAMIQUELA Hernan Gonzalo (ARG)

ITA - Italy

Non-Scoring Dig	Rk	No.	Name	Digs	Faults	Receptions	Total Attempts	Avg. by Set	
	1	13	COLACI Massimo	12	9	2	23	2.40	
	2	10	LANZA Filippo	8	4	2	14	1.60	
	3	5	JUANTORENA Osmany	7	3	6	16	1.40	
	4	9	ZAYTSEV Ivan	5	3	3	11	1.00	
	5	6	GIANNELLI Simone	2	6	7	15	0.40	
	5	11	BUTI Simone	2	-	2	4	0.40	
	7	3	SOTTILE Pasquale	1	2	-	3	0.20	
	8	15	BIRARELLI Emanuele	-	3	1	4	0.00	
	8	4	VETTORI Luca	-	1	-	1	0.00	
		7	ROSSINI Salvatore	-	-	-	-	-	
		14	PIANO Matteo	-	-	-	-	-	
		16	ANTONOV Oleg	-	-	-	-	-	
		Team Totals			37	31	23	91	7.40

Non-Scoring Set	Rk	No.	Name	Running Sets	Faults	Still Sets	Total Attempts	Avg. by Set	
	1	6	GIANNELLI Simone	41	-	57	98	8.20	
	2	3	SOTTILE Pasquale	3	1	3	7	0.60	
	2	13	COLACI Massimo	3	-	-	3	0.60	
	4	10	LANZA Filippo	2	-	2	4	0.40	
	4	5	JUANTORENA Osmany	2	-	1	3	0.40	
	6	15	BIRARELLI Emanuele	1	-	2	3	0.20	
	6	9	ZAYTSEV Ivan	1	-	1	2	0.20	
	8	4	VETTORI Luca	-	-	1	1	0.00	
	8	11	BUTI Simone	-	-	1	1	0.00	
		7	ROSSINI Salvatore	-	-	-	-	-	
		14	PIANO Matteo	-	-	-	-	-	
		16	ANTONOV Oleg	-	-	-	-	-	
		Team Totals			53	1	68	122	10.60

Non-Scoring Reception	Rk	No.	Name	Excellents	Faults	Serve Receptions	Total Attempts	Succ. %	
	1	10	LANZA Filippo	12	2	16	30	40.00	
	2	13	COLACI Massimo	13	2	20	35	37.14	
		5	JUANTORENA Osmany	6	-	10	16		
		16	ANTONOV Oleg	1	-	2	3		
		7	ROSSINI Salvatore	-	-	2	2		
		9	ZAYTSEV Ivan	-	-	2	2		
		15	BIRARELLI Emanuele	2	-	-	2		
		3	SOTTILE Pasquale	-	-	-	-		
		4	VETTORI Luca	-	-	-	-		
		6	GIANNELLI Simone	-	-	-	-		
		11	BUTI Simone	-	-	-	-		
		14	PIANO Matteo	-	-	-	-		
		Team Totals			34	4	52	90	37.78

 Limit
 25.00%


Match Statistics

Estatísticas da partida / Statistiques du match

Match 35

P3

Match Duration: 2h28

ITA vs USA

Spectators: 8,153

3 2

Team	Sets	1	2	3	4	5	Total
ITA	3	30	26	9	25	15	105
USA	2	28	28	25	22	9	112
	Playing Time	34min	35min	21min	30min	16min	2h16

First Referee: di GIACOMO Arturo (BEL)


Second Referee: CASAMIQUELA Hernan Gonzalo (ARG)

USA - USA

Scoring Spike

Limit
15.00%

Rk	No.	Name	Spikes	Faults	Shots	Total Attempts	Eff. %
1	2	RUSSELL Aaron	14	4	12	30	33.33
2	3	SANDER Taylor	9	3	11	23	26.09
3	1	ANDERSON Matthew	18	8	20	46	21.74
	17	HOLT Maxwell	10	-	7	17	
	4	LEE David	4	1	2	7	
	11	CHRISTENSON Micah	3	-	-	3	
	7	SHOJI Kawika	-	-	-	-	
	8	PRIDDY William Reid	-	-	-	-	
	9	TROY Murphy	-	-	-	-	
	10	JAESCHKE Thomas	-	-	-	-	
	20	SMITH David	-	-	-	-	
	22	SHOJI Erik	-	-	-	-	
Team Totals			58	16	52	126	33.33

Scoring Block


Rk	No.	Name	Kill Blocks	Faults	Rebounds	Total Attempts	Avg. by Set
1	17	HOLT Maxwell	6	9	15	30	1.20
2	4	LEE David	5	10	7	22	1.00
3	11	CHRISTENSON Micah	2	6	3	11	0.40
3	1	ANDERSON Matthew	2	4	4	10	0.40
5	3	SANDER Taylor	1	1	5	7	0.20
6	2	RUSSELL Aaron	-	5	3	8	0.00
	7	SHOJI Kawika	-	-	-	-	
	8	PRIDDY William Reid	-	-	-	-	
	9	TROY Murphy	-	-	-	-	
	10	JAESCHKE Thomas	-	-	-	-	
	20	SMITH David	-	-	-	-	
	22	SHOJI Erik	-	-	-	-	
Team Totals			16	35	37	88	3.20

Scoring Service


Rk	No.	Name	Aces	Faults	Serve Hits	Total Attempts	Avg. by Set
1	1	ANDERSON Matthew	5	5	8	18	1.00
2	17	HOLT Maxwell	-	6	19	25	0.00
2	4	LEE David	-	-	22	22	0.00
2	3	SANDER Taylor	-	3	16	19	0.00
2	11	CHRISTENSON Micah	-	2	13	15	0.00
2	2	RUSSELL Aaron	-	1	12	13	0.00
	7	SHOJI Kawika	-	-	-	-	
	8	PRIDDY William Reid	-	-	-	-	
	9	TROY Murphy	-	-	-	-	
	10	JAESCHKE Thomas	-	-	-	-	
	20	SMITH David	-	-	-	-	
	22	SHOJI Erik	-	-	-	-	
Team Totals			5	17	90	112	1.00

Team
Opponent Errors & Team Faults

33	3
----	---



Match Statistics
Estatísticas da partida / Statistiques du match

Match 35

P3

Match Duration: 2h28

ITA vs USA
3 2


Spectators: 8,153


Team	Sets	1	2	3	4	5	Total
ITA	3	30	26	9	25	15	105
USA	2	28	28	25	22	9	112
	Playing Time	34min	35min	21min	30min	16min	2h16


First Referee: di GIACOMO Arturo (BEL)

Second Referee: CASAMIQUELA Hernan Gonzalo (ARG)

USA - USA

Non-Scoring Dig	Rk	No.	Name	Digs	Faults	Receptions	Total Attempts	Avg. by Set	
	1	22	SHOJI Erik	13	9	8	30	2.60	
	2	2	RUSSELL Aaron	8	2	-	10	1.60	
	3	11	CHRISTENSON Micah	3	4	5	12	0.60	
	3	3	SANDER Taylor	3	5	2	10	0.60	
	3	17	HOLT Maxwell	3	1	2	6	0.60	
	6	1	ANDERSON Matthew	2	3	6	11	0.40	
	7	4	LEE David	1	2	1	4	0.20	
		7	SHOJI Kawika	-	-	-	-	-	
		8	PRIDDY William Reid	-	-	-	-	-	
		9	TROY Murphy	-	-	-	-	-	
		10	JAESCHKE Thomas	-	-	-	-	-	
		20	SMITH David	-	-	-	-	-	
		Team Totals			33	26	24	83	6.60

Non-Scoring Set	Rk	No.	Name	Running Sets	Faults	Still Sets	Total Attempts	Avg. by Set	
	1	11	CHRISTENSON Micah	47	-	56	103	9.40	
	2	22	SHOJI Erik	1	-	4	5	0.20	
	2	4	LEE David	1	-	-	1	0.20	
	4	17	HOLT Maxwell	-	-	2	2	0.00	
	4	1	ANDERSON Matthew	-	1	-	1	0.00	
		2	RUSSELL Aaron	-	-	-	-	-	
		3	SANDER Taylor	-	-	-	-	-	
		7	SHOJI Kawika	-	-	-	-	-	
		8	PRIDDY William Reid	-	-	-	-	-	
		9	TROY Murphy	-	-	-	-	-	
		10	JAESCHKE Thomas	-	-	-	-	-	
		20	SMITH David	-	-	-	-	-	
		Team Totals			49	1	62	112	9.80

Non-Scoring Reception	Rk	No.	Name	Excellents	Faults	Serve Receptions	Total Attempts	Succ. %	
	1	2	RUSSELL Aaron	13	4	11	28	46.43	
	2	3	SANDER Taylor	12	1	13	26	46.15	
	3	22	SHOJI Erik	8	4	14	26	30.77	
		1	ANDERSON Matthew	-	-	3	3	-	
		4	LEE David	-	-	-	-	-	
		7	SHOJI Kawika	-	-	-	-	-	
		8	PRIDDY William Reid	-	-	-	-	-	
		9	TROY Murphy	-	-	-	-	-	
		10	JAESCHKE Thomas	-	-	-	-	-	
		11	CHRISTENSON Micah	-	-	-	-	-	
		17	HOLT Maxwell	-	-	-	-	-	
		20	SMITH David	-	-	-	-	-	
		Team Totals			33	9	41	83	39.76

Legend:	Avg.	Eff. %	No.	Rk	Succ. %
	Average	Efficiency	Shirt Number	Rank	Success %