


Match Statistics

Estatísticas da partida / Statistiques du match

Match 32

P3

Match Duration: 1h27

USA vs POL
3 0

Spectators: 8,278

Team	Sets	1	2	3	Total
USA	3	25	25	25	75
POL	0	23	22	20	65
	Playing Time	25min	28min	28min	1h21

First Referee: PASQUALI Fabrizio (ITA)


Second Referee: ZENOVICH Andrey (RUS)

USA - USA

Scoring Spike

Limit
15.00%

Rk	No.	Name	Spikes	Faults	Shots	Total Attempts	Eff. %
1	2	RUSSELL Aaron	12	2	11	25	40.00
2	3	SANDER Taylor	9	3	6	18	33.33
3	1	ANDERSON Matthew	9	4	4	17	29.41
	17	HOLT Maxwell	6	1	1	8	
	4	LEE David	2	-	-	2	
	11	CHRISTENSON Micah	1	-	-	1	
	7	SHOJI Kawika	-	-	-	-	
	8	PRIDDY William Reid	-	-	-	-	
	9	TROY Murphy	-	-	-	-	
	10	JAESCHKE Thomas	-	-	-	-	
	20	SMITH David	-	-	-	-	
	22	SHOJI Erik	-	-	-	-	
Team Totals			39	10	22	71	40.85

Scoring Block


Rk	No.	Name	Kill Blocks	Faults	Rebounds	Total Attempts	Avg. by Set
1	4	LEE David	2	6	3	11	0.67
1	2	RUSSELL Aaron	2	-	3	5	0.67
3	1	ANDERSON Matthew	1	4	5	10	0.33
4	17	HOLT Maxwell	-	4	10	14	0.00
4	11	CHRISTENSON Micah	-	5	3	8	0.00
4	3	SANDER Taylor	-	3	3	6	0.00
	7	SHOJI Kawika	-	-	-	-	
	8	PRIDDY William Reid	-	-	-	-	
	9	TROY Murphy	-	-	-	-	
	10	JAESCHKE Thomas	-	-	-	-	
	20	SMITH David	-	-	-	-	
	22	SHOJI Erik	-	-	-	-	
Team Totals			5	22	27	54	1.67

Scoring Service


Rk	No.	Name	Aces	Faults	Serve Hits	Total Attempts	Avg. by Set
1	3	SANDER Taylor	2	3	11	16	0.67
2	1	ANDERSON Matthew	1	2	10	13	0.33
2	11	CHRISTENSON Micah	1	3	8	12	0.33
2	17	HOLT Maxwell	1	5	6	12	0.33
2	2	RUSSELL Aaron	1	1	8	10	0.33
6	4	LEE David	-	-	10	10	0.00
	7	SHOJI Kawika	-	-	-	-	
	8	PRIDDY William Reid	-	-	-	-	
	9	TROY Murphy	-	-	-	-	
	10	JAESCHKE Thomas	-	-	-	-	
	20	SMITH David	-	-	-	-	
	22	SHOJI Erik	-	-	-	-	
Team Totals			6	14	53	73	2.00

Team
Opponent Errors & Team Faults

25	1
----	---


Match Statistics

Estatísticas da partida / Statistiques du match

Match 32

P3

Match Duration: 1h27

USA vs POL
3 0


Spectators: 8,278

Team	Sets	1	2	3	Total
USA	3	25	25	25	75
POL	0	23	22	20	65
	Playing Time	25min	28min	28min	1h21

First Referee: PASQUALI Fabrizio (ITA)

Second Referee: ZENOVICH Andrey (RUS)

USA - USA

Non-Scoring Dig


Rk	No.	Name	Digs	Faults	Receptions	Total Attempts	Avg. by Set
1	22	SHOJI Erik	2	4	4	10	0.67
1	1	ANDERSON Matthew	2	3	4	9	0.67
3	17	HOLT Maxwell	1	2	2	5	0.33
3	3	SANDER Taylor	1	1	2	4	0.33
5	2	RUSSELL Aaron	-	5	5	10	0.00
5	11	CHRISTENSON Micah	-	1	3	4	0.00
5	4	LEE David	-	-	1	1	0.00
	7	SHOJI Kawika	-	-	-	-	-
	8	PRIDDY William Reid	-	-	-	-	-
	9	TROY Murphy	-	-	-	-	-
	10	JAESCHKE Thomas	-	-	-	-	-
	20	SMITH David	-	-	-	-	-
Team Totals			6	16	21	43	2.00

Non-Scoring Set


Rk	No.	Name	Running Sets	Faults	Still Sets	Total Attempts	Avg. by Set
1	11	CHRISTENSON Micah	35	1	22	58	11.67
2	3	SANDER Taylor	-	-	2	2	0.00
2	22	SHOJI Erik	-	-	2	2	0.00
	1	ANDERSON Matthew	-	-	-	-	-
	2	RUSSELL Aaron	-	-	-	-	-
	4	LEE David	-	-	-	-	-
	7	SHOJI Kawika	-	-	-	-	-
	8	PRIDDY William Reid	-	-	-	-	-
	9	TROY Murphy	-	-	-	-	-
	10	JAESCHKE Thomas	-	-	-	-	-
	17	HOLT Maxwell	-	-	-	-	-
	20	SMITH David	-	-	-	-	-
Team Totals			35	1	26	62	11.67

Non-Scoring Reception

Limit 25.00%

Rk	No.	Name	Excellents	Faults	Serve Receptions	Total Attempts	Succ. %
1	3	SANDER Taylor	7	1	7	15	46.67
2	2	RUSSELL Aaron	9	-	12	21	42.86
	22	SHOJI Erik	4	1	6	11	-
	17	HOLT Maxwell	-	-	1	1	-
	1	ANDERSON Matthew	-	-	-	-	-
	4	LEE David	-	-	-	-	-
	7	SHOJI Kawika	-	-	-	-	-
	8	PRIDDY William Reid	-	-	-	-	-
	9	TROY Murphy	-	-	-	-	-
	10	JAESCHKE Thomas	-	-	-	-	-
	11	CHRISTENSON Micah	-	-	-	-	-
	20	SMITH David	-	-	-	-	-
Team Totals			20	2	26	48	41.67


Match Statistics

Estatísticas da partida / Statistiques du match

Match 32

P3

Match Duration: 1h27

USA vs POL
3 0

Spectators: 8,278

Team	Sets	1	2	3	Total
USA	3	25	25	25	75
POL	0	23	22	20	65
Playing Time		25min	28min	28min	1h21

First Referee: PASQUALI Fabrizio (ITA)


Second Referee: ZENOVICH Andrey (RUS)

POL - Poland

Scoring Spike

Limit
15.00%

Rk	No.	Name	Spikes	Faults	Shots	Total Attempts	Eff. %
1	13	KUBIAK Michal	9	3	5	17	35.29
2	6	KUREK Bartosz	10	5	13	28	17.86
	20	MIKA Mateusz	7	3	2	12	
	23	BIENIEK Mateusz	5	-	4	9	
	21	BUSZEK Rafal	2	1	3	6	
	7	KLOS Karol	2	1	2	5	
	1	NOWAKOWSKI Piotr	2	-	-	2	
	3	KONARSKI Dawid	1	-	1	2	
	11	DRZYZGA Fabian	-	-	-	-	
	12	LOMACZ Grzegorz	-	-	-	-	
	17	ZATORSKI Pawel	-	-	-	-	
	22	BEDNORZ Bartosz	-	-	-	-	
Team Totals			38	13	30	81	30.86

Scoring Block


Rk	No.	Name	Kill Blocks	Faults	Rebounds	Total Attempts	Avg. by Set
1	6	KUREK Bartosz	1	2	1	4	0.33
1	7	KLOS Karol	1	2	-	3	0.33
3	23	BIENIEK Mateusz	-	3	2	5	0.00
3	1	NOWAKOWSKI Piotr	-	1	1	2	0.00
3	12	LOMACZ Grzegorz	-	1	1	2	0.00
3	13	KUBIAK Michal	-	1	1	2	0.00
3	21	BUSZEK Rafal	-	1	1	2	0.00
3	20	MIKA Mateusz	-	-	1	1	0.00
	3	KONARSKI Dawid	-	-	-	-	
	11	DRZYZGA Fabian	-	-	-	-	
	17	ZATORSKI Pawel	-	-	-	-	
	22	BEDNORZ Bartosz	-	-	-	-	
Team Totals			2	11	8	21	0.67

Scoring Service


Rk	No.	Name	Aces	Faults	Serve Hits	Total Attempts	Avg. by Set
1	12	LOMACZ Grzegorz	1	1	12	14	0.33
1	23	BIENIEK Mateusz	1	2	8	11	0.33
3	6	KUREK Bartosz	-	5	7	12	0.00
3	13	KUBIAK Michal	-	3	6	9	0.00
3	20	MIKA Mateusz	-	4	5	9	0.00
3	7	KLOS Karol	-	2	6	8	0.00
3	1	NOWAKOWSKI Piotr	-	-	3	3	0.00
3	21	BUSZEK Rafal	-	-	1	1	0.00
	3	KONARSKI Dawid	-	-	-	-	
	11	DRZYZGA Fabian	-	-	-	-	
	17	ZATORSKI Pawel	-	-	-	-	
	22	BEDNORZ Bartosz	-	-	-	-	
Team Totals			2	17	48	67	0.67

Team
Opponent Errors & Team Faults

	23
--	-----------


Match Statistics

Estatísticas da partida / Statistiques du match

Match 32

P3

Match Duration: 1h27

USA vs POL
3 0


Spectators: 8,278

Team	Sets	1	2	3	Total
USA	3	25	25	25	75
POL	0	23	22	20	65
	Playing Time	25min	28min	28min	1h21

First Referee: PASQUALI Fabrizio (ITA)

Second Referee: ZENOVICH Andrey (RUS)

POL - Poland

Non-Scoring Dig


Rk	No.	Name	Digs	Faults	Receptions	Total Attempts	Avg. by Set
1	17	ZATORSKI Pawel	3	7	5	15	1.00
1	13	KUBIAK Michal	3	4	5	12	1.00
3	20	MIKA Mateusz	2	5	2	9	0.67
4	12	LOMACZ Grzegorz	-	5	5	10	0.00
4	6	KUREK Bartosz	-	6	3	9	0.00
4	23	BIENIEK Mateusz	-	2	1	3	0.00
4	3	KONARSKI Dawid	-	-	1	1	0.00
4	7	KLOS Karol	-	-	1	1	0.00
	1	NOWAKOWSKI Piotr	-	-	-	-	-
	11	DRZYZGA Fabian	-	-	-	-	-
	21	BUSZEK Rafal	-	-	-	-	-
	22	BEDNORZ Bartosz	-	-	-	-	-
Team Totals			8	29	23	60	2.67

Non-Scoring Set


Rk	No.	Name	Running Sets	Faults	Still Sets	Total Attempts	Avg. by Set
1	12	LOMACZ Grzegorz	28	-	32	60	9.33
2	11	DRZYZGA Fabian	2	-	3	5	0.67
2	17	ZATORSKI Pawel	2	-	1	3	0.67
2	6	KUREK Bartosz	2	-	-	2	0.67
5	13	KUBIAK Michal	1	-	5	6	0.33
6	20	MIKA Mateusz	-	-	2	2	0.00
	1	NOWAKOWSKI Piotr	-	-	-	-	-
	3	KONARSKI Dawid	-	-	-	-	-
	7	KLOS Karol	-	-	-	-	-
	21	BUSZEK Rafal	-	-	-	-	-
	22	BEDNORZ Bartosz	-	-	-	-	-
	23	BIENIEK Mateusz	-	-	-	-	-
Team Totals			35	-	43	78	11.67

Non-Scoring Reception

Limit
25.00%

Rk	No.	Name	Excellents	Faults	Serve Receptions	Total Attempts	Succ. %
1	17	ZATORSKI Pawel	8	3	16	27	29.63
2	13	KUBIAK Michal	4	2	9	15	26.67
	20	MIKA Mateusz	4	1	9	14	-
	21	BUSZEK Rafal	1	-	1	2	-
	7	KLOS Karol	-	-	1	1	-
	1	NOWAKOWSKI Piotr	-	-	-	-	-
	3	KONARSKI Dawid	-	-	-	-	-
	6	KUREK Bartosz	-	-	-	-	-
	11	DRZYZGA Fabian	-	-	-	-	-
	12	LOMACZ Grzegorz	-	-	-	-	-
	22	BEDNORZ Bartosz	-	-	-	-	-
	23	BIENIEK Mateusz	-	-	-	-	-
Team Totals			17	6	36	59	28.81

Legend:	Avg.	Eff. %	No.	Rk	Succ. %
	Average	Efficiency	Shirt Number	Rank	Success %