


**Match Statistics**

Estatísticas da partida / Statistiques du match

Match 26

**P3**

Match Duration: 1h11

**USA vs MEX**  
**3 0**

Spectators: 7,963

Team	Sets	1	2	3	Total
<b>USA</b>	<b>3</b>	25	25	25	75
<b>MEX</b>	<b>0</b>	23	11	19	53
<b>Playing Time</b>		23min	18min	23min	1h04

First Referee: SHAHMIRI Mohammad (IRI)


Second Referee: DUDEK Piotr (POL)

**USA - USA**

Scoring Spike

<b>Limit</b>
<b>15.00%</b>

Rk	No.	Name	Spikes	Faults	Shots	Total Attempts	Eff. %
1	9	TROY Murphy	10	1	3	14	64.29
2	3	SANDER Taylor	8	3	-	11	45.45
3	2	RUSSELL Aaron	5	1	5	11	36.36
	17	HOLT Maxwell	5	-	4	9	
	4	LEE David	7	-	1	8	
	11	CHRISTENSON Micah	2	-	2	4	
	1	ANDERSON Matthew	-	3	1	4	
	8	PRIDDY William Reid	1	1	-	2	
	7	SHOJI Kawika	-	-	1	1	
	20	SMITH David	1	-	-	1	
	10	JAESCHKE Thomas	-	-	-	-	
	22	SHOJI Erik	-	-	-	-	
<b>Team Totals</b>			<b>39</b>	<b>9</b>	<b>17</b>	<b>65</b>	<b>46.15</b>

Scoring Block


Rk	No.	Name	Kill Blocks	Faults	Rebounds	Total Attempts	Avg. by Set
1	3	SANDER Taylor	3	1	-	4	1.00
2	4	LEE David	2	4	1	7	0.67
2	9	TROY Murphy	2	1	-	3	0.67
4	17	HOLT Maxwell	1	2	3	6	0.33
4	11	CHRISTENSON Micah	1	1	1	3	0.33
6	2	RUSSELL Aaron	-	3	-	3	0.00
6	8	PRIDDY William Reid	-	-	1	1	0.00
	1	ANDERSON Matthew	-	-	-	-	
	7	SHOJI Kawika	-	-	-	-	
	10	JAESCHKE Thomas	-	-	-	-	
	20	SMITH David	-	-	-	-	
	22	SHOJI Erik	-	-	-	-	
<b>Team Totals</b>			<b>9</b>	<b>12</b>	<b>6</b>	<b>27</b>	<b>3.00</b>

Scoring Service


Rk	No.	Name	Aces	Faults	Serve Hits	Total Attempts	Avg. by Set
1	17	HOLT Maxwell	5	3	10	18	1.67
2	4	LEE David	2	-	17	19	0.67
3	3	SANDER Taylor	1	4	4	9	0.33
4	11	CHRISTENSON Micah	-	3	6	9	0.00
4	9	TROY Murphy	-	4	4	8	0.00
4	2	RUSSELL Aaron	-	-	7	7	0.00
4	1	ANDERSON Matthew	-	1	1	2	0.00
4	20	SMITH David	-	-	1	1	0.00
4	8	PRIDDY William Reid	-	1	-	1	0.00
	7	SHOJI Kawika	-	-	-	-	
	10	JAESCHKE Thomas	-	-	-	-	
	22	SHOJI Erik	-	-	-	-	
<b>Team Totals</b>			<b>8</b>	<b>16</b>	<b>50</b>	<b>74</b>	<b>2.67</b>

Team
<b>Opponent Errors &amp; Team Faults</b>

	<b>19</b>
--	-----------


**Match Statistics**

Estatísticas da partida / Statistiques du match

Match 26

**P3**

Match Duration: 1h11

**USA vs MEX**  
**3 0**


Spectators: 7,963

Team	Sets	1	2	3	Total
<b>USA</b>	<b>3</b>	25	25	25	75
<b>MEX</b>	<b>0</b>	23	11	19	53
<b>Playing Time</b>		23min	18min	23min	1h04

First Referee: SHAHMIRI Mohammad (IRI)

Second Referee: DUDEK Piotr (POL)

**USA - USA**

Non-Scoring Dig


Rk	No.	Name	Digs	Faults	Receptions	Total Attempts	Avg. by Set
1	3	SANDER Taylor	3	3	2	8	1.00
2	9	TROY Murphy	2	3	1	6	0.67
2	22	SHOJI Erik	2	1	2	5	0.67
2	1	ANDERSON Matthew	2	-	1	3	0.67
5	2	RUSSELL Aaron	1	5	1	7	0.33
5	17	HOLT Maxwell	1	2	-	3	0.33
5	4	LEE David	1	-	-	1	0.33
8	11	CHRISTENSON Micah	-	2	4	6	0.00
8	8	PRIDDY William Reid	-	-	1	1	0.00
	7	SHOJI Kawika	-	-	-	-	-
	10	JAESCHKE Thomas	-	-	-	-	-
	20	SMITH David	-	-	-	-	-
<b>Team Totals</b>			12	16	12	40	4.00

Non-Scoring Set


Rk	No.	Name	Running Sets	Faults	Still Sets	Total Attempts	Avg. by Set
1	11	CHRISTENSON Micah	32	-	16	48	10.67
2	7	SHOJI Kawika	2	-	2	4	0.67
3	2	RUSSELL Aaron	1	-	-	1	0.33
3	22	SHOJI Erik	1	-	-	1	0.33
	1	ANDERSON Matthew	-	-	-	-	-
	3	SANDER Taylor	-	-	-	-	-
	4	LEE David	-	-	-	-	-
	8	PRIDDY William Reid	-	-	-	-	-
	9	TROY Murphy	-	-	-	-	-
	10	JAESCHKE Thomas	-	-	-	-	-
	17	HOLT Maxwell	-	-	-	-	-
	20	SMITH David	-	-	-	-	-
<b>Team Totals</b>			36		18	54	12.00

Non-Scoring Reception

<b>Limit</b>
<b>25.00%</b>

Rk	No.	Name	Excellents	Faults	Serve Receptions	Total Attempts	Succ. %
1	22	SHOJI Erik	11	-	4	15	73.33
2	3	SANDER Taylor	10	-	5	15	66.67
3	2	RUSSELL Aaron	5	-	6	11	45.45
	8	PRIDDY William Reid	2	-	-	2	-
	1	ANDERSON Matthew	-	-	-	-	-
	4	LEE David	-	-	-	-	-
	7	SHOJI Kawika	-	-	-	-	-
	9	TROY Murphy	-	-	-	-	-
	10	JAESCHKE Thomas	-	-	-	-	-
	11	CHRISTENSON Micah	-	-	-	-	-
	17	HOLT Maxwell	-	-	-	-	-
	20	SMITH David	-	-	-	-	-
<b>Team Totals</b>			28		15	43	65.12



### Match Statistics

Estatísticas da partida / Statistiques du match

Match 26

P3

Match Duration: 1h11

**USA vs MEX**  
3 0

Spectators: 7,963

Team	Sets	1	2	3	Total
USA	3	25	25	25	75
MEX	0	23	11	19	53
	<b>Playing Time</b>	23min	18min	23min	1h04

First Referee: SHAHMIRI Mohammad (IRI)


Second Referee: DUDEK Piotr (POL)

### MEX - Mexico

Scoring Spike

<b>Limit</b> 15.00%

Rk	No.	Name	Spikes	Faults	Shots	Total Attempts	Eff. %
1	9	GUERRA Carlos	7	3	2	12	33.33
2	1	VARGAS Daniel	5	3	3	11	18.18
3	11	BARAJAS Jorge	5	4	3	12	8.33
	17	ORELLANA Nestor	3	3	5	11	
	13	CORDOVA Samuel	4	-	2	6	
	14	AGUILERA Tomas	2	3	1	6	
	10	RANGEL Pedro	1	-	2	3	
	4	RUIZ de la CRUZ Gonzalo	-	1	1	2	
	21	MARTINEZ Jose	1	1	-	2	
	5	RANGEL Jesus	-	-	-	-	
	6	PERALES Jesus Alberto	-	-	-	-	
	7	QUINONES Jorge	-	-	-	-	
	7	QUINONES Jorge	-	-	-	-	
<b>Team Totals</b>			28	18	19	65	15.38

Scoring Block


Rk	No.	Name	Kill Blocks	Faults	Rebounds	Total Attempts	Avg. by Set
1	14	AGUILERA Tomas	1	3	2	6	0.33
2	9	GUERRA Carlos	-	2	5	7	0.00
2	13	CORDOVA Samuel	-	3	1	4	0.00
2	1	VARGAS Daniel	-	2	-	2	0.00
2	4	RUIZ de la CRUZ Gonzalo	-	1	-	1	0.00
2	11	BARAJAS Jorge	-	1	-	1	0.00
2	21	MARTINEZ Jose	-	1	-	1	0.00
	5	RANGEL Jesus	-	-	-	-	
	6	PERALES Jesus Alberto	-	-	-	-	
	7	QUINONES Jorge	-	-	-	-	
	10	RANGEL Pedro	-	-	-	-	
	17	ORELLANA Nestor	-	-	-	-	
<b>Team Totals</b>			1	13	8	22	0.33

Scoring Service


Rk	No.	Name	Aces	Faults	Serve Hits	Total Attempts	Avg. by Set
1	13	CORDOVA Samuel	-	2	10	12	0.00
1	11	BARAJAS Jorge	-	-	11	11	0.00
1	10	RANGEL Pedro	-	4	5	9	0.00
1	14	AGUILERA Tomas	-	-	8	8	0.00
1	9	GUERRA Carlos	-	1	5	6	0.00
1	1	VARGAS Daniel	-	-	4	4	0.00
1	17	ORELLANA Nestor	-	1	2	3	0.00
1	21	MARTINEZ Jose	-	-	1	1	0.00
	4	RUIZ de la CRUZ Gonzalo	-	-	-	-	
	5	RANGEL Jesus	-	-	-	-	
	6	PERALES Jesus Alberto	-	-	-	-	
	7	QUINONES Jorge	-	-	-	-	
<b>Team Totals</b>				8	46	54	0.00

Team
<b>Opponent Errors &amp; Team Faults</b>

24
----


**Match Statistics**

Estatísticas da partida / Statistiques du match

Match 26

**P3**

Match Duration: 1h11

**USA vs MEX**  
**3 vs 0**


Spectators: 7,963

Team	Sets	1	2	3	Total
USA	3	25	25	25	75
MEX	0	23	11	19	53
	<b>Playing Time</b>	23min	18min	23min	1h04

First Referee: SHAHMIRI Mohammad (IRI)

Second Referee: DUDEK Piotr (POL)

**MEX - Mexico**

Non-Scoring Dig


Rk	No.	Name	Digs	Faults	Receptions	Total Attempts	Avg. by Set
1	5	RANGEL Jesus	4	6	1	11	1.33
1	1	VARGAS Daniel	4	3	2	9	1.33
1	11	BARAJAS Jorge	4	3	1	8	1.33
4	17	ORELLANA Nestor	2	2	-	4	0.67
4	14	AGUILERA Tomas	2	1	-	3	0.67
6	10	RANGEL Pedro	1	8	3	12	0.33
7	9	GUERRA Carlos	-	3	1	4	0.00
7	13	CORDOVA Samuel	-	1	-	1	0.00
	4	RUIZ de la CRUZ Gonzalo	-	-	-	-	-
	6	PERALES Jesus Alberto	-	-	-	-	-
	7	QUINONES Jorge	-	-	-	-	-
	21	MARTINEZ Jose	-	-	-	-	-
<b>Team Totals</b>			17	27	8	52	5.67

Non-Scoring Set


Rk	No.	Name	Running Sets	Faults	Still Sets	Total Attempts	Avg. by Set
1	10	RANGEL Pedro	21	2	28	51	7.00
2	6	PERALES Jesus Alberto	2	-	1	3	0.67
3	11	BARAJAS Jorge	1	-	1	2	0.33
4	5	RANGEL Jesus	-	-	3	3	0.00
4	9	GUERRA Carlos	-	-	1	1	0.00
	1	VARGAS Daniel	-	-	-	-	-
	4	RUIZ de la CRUZ Gonzalo	-	-	-	-	-
	7	QUINONES Jorge	-	-	-	-	-
	13	CORDOVA Samuel	-	-	-	-	-
	14	AGUILERA Tomas	-	-	-	-	-
	17	ORELLANA Nestor	-	-	-	-	-
	21	MARTINEZ Jose	-	-	-	-	-
<b>Team Totals</b>			24	2	34	60	8.00

Non-Scoring Reception

<b>Limit</b>
25.00%

Rk	No.	Name	Excellents	Faults	Serve Receptions	Total Attempts	Succ. %
1	11	BARAJAS Jorge	11	1	12	24	45.83
	9	GUERRA Carlos	5	2	6	13	
	5	RANGEL Jesus	5	4	2	11	
	7	QUINONES Jorge	1	-	1	2	
	10	RANGEL Pedro	-	-	2	2	
	13	CORDOVA Samuel	-	-	1	1	
	17	ORELLANA Nestor	-	1	-	1	
	1	VARGAS Daniel	-	-	-	-	
	4	RUIZ de la CRUZ Gonzalo	-	-	-	-	
	6	PERALES Jesus Alberto	-	-	-	-	
	14	AGUILERA Tomas	-	-	-	-	
	21	MARTINEZ Jose	-	-	-	-	
<b>Team Totals</b>			22	8	24	54	40.74

Legend:									
Avg.	Average	Eff. %	Efficiency	No.	Shirt Number	Rk	Rank	Succ.%	Success %