


Match Statistics

Estatísticas da partida / Statistiques du match

Match 23

P3

Match Duration: 1h13

CAN vs MEX
3 0


Spectators: 5,624


Team	Sets	1	2	3	Total
CAN	3	25	25	25	75
MEX	0	20	13	22	55
Playing Time		24min	19min	24min	1h07


First Referee: CASAMIQUELA Hernan Gonzalo (ARG)

Second Referee: BOUDAYA Taoufik (TUN)

CAN - Canada

Scoring Spike	Rk	No.	Name	Spikes	Faults	Shots	Total Attempts	Eff. %	
	1	17	VIGRASS Graham	10	1	5	16	56.25	
	2	2	PERRIN John Gordon	9	1	9	19	42.11	
	3	4	HOAG Nicholas	5	-	8	13	38.46	
	4	12	SCHMITT Gavin	10	5	3	18	27.78	
	11	JANSEN VANDOORN Daniel Cornelius	3	-	1	4			
	5	VERHOEFF Rudy	1	1	-	2			
	1	SANDERS Tyler	-	-	1	1			
	6	DUFF Justin	-	-	-	-			
	15	WINTERS Frederic	-	-	-	-			
	19	BANN Blair Cameron	-	-	-	-			
	21	BLANKENAU Jay	-	-	-	-			
	22	MARSHALL Steven	-	-	-	-			
	Limit								
	15.00%								
	Team Totals				38	8	27	73	41.10

Scoring Block	Rk	No.	Name	Kill Blocks	Faults	Rebounds	Total Attempts	Avg. by Set	
	1	17	VIGRASS Graham	5	5	6	16	1.67	
	2	2	PERRIN John Gordon	2	2	1	5	0.67	
	3	12	SCHMITT Gavin	1	-	2	3	0.33	
	4	11	JANSEN VANDOORN Daniel Cornelius	-	4	1	5	0.00	
	4	4	HOAG Nicholas	-	3	-	3	0.00	
	4	1	SANDERS Tyler	-	-	1	1	0.00	
	5	VERHOEFF Rudy	-	-	-	-			
	6	DUFF Justin	-	-	-	-			
	15	WINTERS Frederic	-	-	-	-			
	19	BANN Blair Cameron	-	-	-	-			
	21	BLANKENAU Jay	-	-	-	-			
	22	MARSHALL Steven	-	-	-	-			
	Team Totals				8	14	11	33	2.67

Scoring Service	Rk	No.	Name	Aces	Faults	Serve Hits	Total Attempts	Avg. by Set
	1	1	SANDERS Tyler	3	2	13	18	1.00
	2	11	JANSEN VANDOORN Daniel Cornelius	2	1	11	14	0.67
	3	2	PERRIN John Gordon	-	2	13	15	0.00
	3	17	VIGRASS Graham	-	1	8	9	0.00
	3	12	SCHMITT Gavin	-	3	6	9	0.00
	3	4	HOAG Nicholas	-	2	6	8	0.00
	5	VERHOEFF Rudy	-	-	-	-		
	6	DUFF Justin	-	-	-	-		
	15	WINTERS Frederic	-	-	-	-		
	19	BANN Blair Cameron	-	-	-	-		
	21	BLANKENAU Jay	-	-	-	-		
	22	MARSHALL Steven	-	-	-	-		
Team Totals				5	11	57	73	1.67

Team	Opponent Errors & Team Faults	24
-------------	--	----



Match Statistics

Estatísticas da partida / Statistiques du match

Match 23

P3

Match Duration: 1h13

CAN vs MEX
3 vs 0


Spectators: 5,624


Team	Sets	1	2	3	Total
CAN	3	25	25	25	75
MEX	0	20	13	22	55
Playing Time		24min	19min	24min	1h07


First Referee: CASAMIQUELA Hernan Gonzalo (ARG)

Second Referee: BOUDAYA Taoufik (TUN)

CAN - Canada

Non-Scoring Dig	Rk	No.	Name	Digs	Faults	Receptions	Total Attempts	Avg. by Set	
	1	19	BANN Blair Cameron	5	6	7	18	1.67	
	1	2	PERRIN John Gordon	5	3	6	14	1.67	
	3	4	HOAG Nicholas	3	4	3	10	1.00	
	3	1	SANDERS Tyler	3	2	2	7	1.00	
	3	17	VIGRASS Graham	3	-	3	6	1.00	
	6	12	SCHMITT Gavin	-	3	-	3	0.00	
	6	21	BLANKENAU Jay	-	-	2	2	0.00	
	6	11	JANSEN VANDOORN Daniel Cornelius	-	1	-	1	0.00	
		5	VERHOEFF Rudy	-	-	-	-	-	
		6	DUFF Justin	-	-	-	-	-	
		15	WINTERS Frederic	-	-	-	-	-	
		22	MARSHALL Steven	-	-	-	-	-	
	Team Totals				19	19	23	61	6.33

Non-Scoring Set	Rk	No.	Name	Running Sets	Faults	Still Sets	Total Attempts	Avg. by Set
	1	1	SANDERS Tyler	32	-	24	56	10.67
	2	12	SCHMITT Gavin	1	-	1	2	0.33
	2	19	BANN Blair Cameron	1	-	1	2	0.33
	4	21	BLANKENAU Jay	-	1	4	5	0.00
	4	2	PERRIN John Gordon	-	-	1	1	0.00
	4	11	JANSEN VANDOORN Daniel Cornelius	-	-	1	1	0.00
		4	HOAG Nicholas	-	-	-	-	-
		5	VERHOEFF Rudy	-	-	-	-	-
		6	DUFF Justin	-	-	-	-	-
		15	WINTERS Frederic	-	-	-	-	-
		17	VIGRASS Graham	-	-	-	-	-
		22	MARSHALL Steven	-	-	-	-	-
Team Totals				34	1	32	67	11.33

Non-Scoring Reception	Rk	No.	Name	Excellents	Faults	Serve Receptions	Total Attempts	Succ. %	
	1	2	PERRIN John Gordon	7	1	4	12	58.33	
	2	4	HOAG Nicholas	7	-	7	14	50.00	
	3	19	BANN Blair Cameron	5	-	10	15	33.33	
		1	SANDERS Tyler	-	-	-	-	-	
		5	VERHOEFF Rudy	-	-	-	-	-	
		6	DUFF Justin	-	-	-	-	-	
		11	JANSEN VANDOORN Daniel Cornelius	-	-	-	-	-	
		12	SCHMITT Gavin	-	-	-	-	-	
		15	WINTERS Frederic	-	-	-	-	-	
		17	VIGRASS Graham	-	-	-	-	-	
		21	BLANKENAU Jay	-	-	-	-	-	
		22	MARSHALL Steven	-	-	-	-	-	
	Limit								
	25.00%				19	1	21	41	46.34


Match Statistics

Estatísticas da partida / Statistiques du match

Match 23

P3

Match Duration: 1h13

CAN vs MEX
3 0

Spectators: 5,624

Team	Sets	1	2	3	Total
CAN	3	25	25	25	75
MEX	0	20	13	22	55
Playing Time		24min	19min	24min	1h07

First Referee: CASAMIQUELA Hernan Gonzalo (ARG)


Second Referee: BOUDAYA Taoufik (TUN)

MEX - Mexico

Scoring Spike

Limit
15.00%

Rk	No.	Name	Spikes	Faults	Shots	Total Attempts	Eff. %
1	9	GUERRA Carlos	10	5	9	24	20.83
2	1	VARGAS Daniel	8	5	12	25	12.00
	11	BARAJAS Jorge	4	3	3	10	
	13	CORDOVA Samuel	6	-	2	8	
	14	AGUILERA Tomas	5	1	2	8	
	4	RUIZ de la CRUZ Gonzalo	-	1	3	4	
	10	RANGEL Pedro	-	1	1	2	
	17	ORELLANA Nestor	1	1	-	2	
	7	QUINONES Jorge	-	-	1	1	
	21	MARTINEZ Jose	-	1	-	1	
	5	RANGEL Jesus	-	-	-	-	
	6	PERALES Jesus Alberto	-	-	-	-	
Team Totals			34	18	33	85	18.82

Scoring Block


Rk	No.	Name	Kill Blocks	Faults	Rebounds	Total Attempts	Avg. by Set
1	13	CORDOVA Samuel	1	1	6	8	0.33
1	14	AGUILERA Tomas	1	4	3	8	0.33
1	11	BARAJAS Jorge	1	1	-	2	0.33
1	9	GUERRA Carlos	1	-	-	1	0.33
5	1	VARGAS Daniel	-	3	3	6	0.00
5	10	RANGEL Pedro	-	2	-	2	0.00
	4	RUIZ de la CRUZ Gonzalo	-	-	-	-	
	5	RANGEL Jesus	-	-	-	-	
	6	PERALES Jesus Alberto	-	-	-	-	
	7	QUINONES Jorge	-	-	-	-	
	17	ORELLANA Nestor	-	-	-	-	
	21	MARTINEZ Jose	-	-	-	-	
Team Totals			4	11	12	27	1.33

Scoring Service


Rk	No.	Name	Aces	Faults	Serve Hits	Total Attempts	Avg. by Set
1	9	GUERRA Carlos	1	2	6	9	0.33
2	13	CORDOVA Samuel	-	-	13	13	0.00
2	11	BARAJAS Jorge	-	3	7	10	0.00
2	10	RANGEL Pedro	-	2	7	9	0.00
2	14	AGUILERA Tomas	-	-	7	7	0.00
2	1	VARGAS Daniel	-	3	3	6	0.00
2	21	MARTINEZ Jose	-	-	1	1	0.00
2	17	ORELLANA Nestor	-	1	-	1	0.00
	4	RUIZ de la CRUZ Gonzalo	-	-	-	-	
	5	RANGEL Jesus	-	-	-	-	
	6	PERALES Jesus Alberto	-	-	-	-	
	7	QUINONES Jorge	-	-	-	-	
Team Totals			1	11	44	56	0.33

Team
Opponent Errors & Team Faults

	16	3
--	-----------	----------



Match Statistics

Estatísticas da partida / Statistiques du match

Match 23

P3

Match Duration: 1h13

CAN vs MEX
3 vs 0


Spectators: 5,624


Team	Sets	1	2	3	Total
CAN	3	25	25	25	75
MEX	0	20	13	22	55
Playing Time		24min	19min	24min	1h07


First Referee: CASAMIQUELA Hernan Gonzalo (ARG)

Second Referee: BOUDAYA Taoufik (TUN)

MEX - Mexico

Non-Scoring Dig	Rk	No.	Name	Digs	Faults	Receptions	Total Attempts	Avg. by Set	
	1	5	RANGEL Jesus	3	8	5	16	1.00	
	2	11	BARAJAS Jorge	1	5	4	10	0.33	
	2	1	VARGAS Daniel	1	3	5	9	0.33	
	2	13	CORDOVA Samuel	1	2	2	5	0.33	
	5	10	RANGEL Pedro	-	1	7	8	0.00	
	5	9	GUERRA Carlos	-	6	2	8	0.00	
	5	14	AGUILERA Tomas	-	1	4	5	0.00	
	5	7	QUINONES Jorge	-	2	-	2	0.00	
	5	21	MARTINEZ Jose	-	-	1	1	0.00	
		4	RUIZ de la CRUZ Gonzalo	-	-	-	-	-	
		6	PERALES Jesus Alberto	-	-	-	-	-	
		17	ORELLANA Nestor	-	-	-	-	-	
	Team Totals				6	28	30	64	2.00

Non-Scoring Set	Rk	No.	Name	Running Sets	Faults	Still Sets	Total Attempts	Avg. by Set
	1	10	RANGEL Pedro	26	-	38	64	8.67
	2	5	RANGEL Jesus	1	-	2	3	0.33
	2	9	GUERRA Carlos	1	-	1	2	0.33
	2	13	CORDOVA Samuel	1	-	1	2	0.33
	5	1	VARGAS Daniel	-	1	2	3	0.00
		4	RUIZ de la CRUZ Gonzalo	-	-	-	-	-
		6	PERALES Jesus Alberto	-	-	-	-	-
		7	QUINONES Jorge	-	-	-	-	-
		11	BARAJAS Jorge	-	-	-	-	-
		14	AGUILERA Tomas	-	-	-	-	-
		17	ORELLANA Nestor	-	-	-	-	-
		21	MARTINEZ Jose	-	-	-	-	-
	Team Totals				29	1	44	74

Non-Scoring Reception	Rk	No.	Name	Excellents	Faults	Serve Receptions	Total Attempts	Succ. %
	1	9	GUERRA Carlos	6	1	10	17	35.29
	2	11	BARAJAS Jorge	4	3	8	15	26.67
		5	RANGEL Jesus	4	1	9	14	
		7	QUINONES Jorge	5	-	5	10	
		14	AGUILERA Tomas	1	-	-	1	
		1	VARGAS Daniel	-	-	-	-	
		4	RUIZ de la CRUZ Gonzalo	-	-	-	-	
		6	PERALES Jesus Alberto	-	-	-	-	
		10	RANGEL Pedro	-	-	-	-	
		13	CORDOVA Samuel	-	-	-	-	
		17	ORELLANA Nestor	-	-	-	-	
		21	MARTINEZ Jose	-	-	-	-	
	Limit 25.00%				20	5	32	57

Legend:	Avg.	Eff. %	No.	Rk	Succ. %
Average	Efficiency	Shirt Number	Rank	Success %	