


**Match Statistics**

Estatísticas da partida / Statistiques du match

Match 22

**P3**

Match Duration: 1h50

Spectators: 7,877

**USA vs FRA**  
 3 1

Team	Sets	1	2	3	4	Total
USA	3	25	25	14	25	89
FRA	1	22	22	25	22	91
	<b>Playing Time</b>	25min	28min	22min	26min	1h41

First Referee: di GIACOMO Arturo (BEL)


Second Referee: MACIAS Luis Gerardo (MEX)

**USA - USA**

Scoring Spike

<b>Limit</b>
<b>15.00%</b>

Rk	No.	Name	Spikes	Faults	Shots	Total Attempts	Eff. %
1	3	SANDER Taylor	11	2	11	24	37.50
2	1	ANDERSON Matthew	14	6	14	34	23.53
3	2	RUSSELL Aaron	15	8	12	35	20.00
4	4	LEE David	2	1	5	8	
17	17	HOLT Maxwell	3	1	3	7	
11	11	CHRISTENSON Micah	2	-	2	4	
10	10	JAESCHKE Thomas	-	-	1	1	
7	7	SHOJI Kawika	-	-	-	-	
8	8	PRIDDY William Reid	-	-	-	-	
9	9	TROY Murphy	-	-	-	-	
20	20	SMITH David	-	-	-	-	
22	22	SHOJI Erik	-	-	-	-	
<b>Team Totals</b>			47	18	48	113	25.66

Scoring Block


Rk	No.	Name	Kill Blocks	Faults	Rebounds	Total Attempts	Avg. by Set
1	1	ANDERSON Matthew	3	4	3	10	0.75
1	2	RUSSELL Aaron	3	4	2	9	0.75
3	17	HOLT Maxwell	2	5	5	12	0.50
4	4	LEE David	1	9	10	20	0.25
4	11	CHRISTENSON Micah	1	5	4	10	0.25
4	3	SANDER Taylor	1	4	4	9	0.25
7	10	JAESCHKE Thomas	-	1	-	1	0.00
7	7	SHOJI Kawika	-	-	-	-	
8	8	PRIDDY William Reid	-	-	-	-	
9	9	TROY Murphy	-	-	-	-	
20	20	SMITH David	-	-	-	-	
22	22	SHOJI Erik	-	-	-	-	
<b>Team Totals</b>			11	32	28	71	2.75

Scoring Service


Rk	No.	Name	Aces	Faults	Serve Hits	Total Attempts	Avg. by Set
1	17	HOLT Maxwell	1	3	15	19	0.25
1	1	ANDERSON Matthew	1	4	14	19	0.25
1	3	SANDER Taylor	1	2	10	13	0.25
4	4	LEE David	-	-	11	11	0.00
4	2	RUSSELL Aaron	-	1	10	11	0.00
4	11	CHRISTENSON Micah	-	3	7	10	0.00
4	9	TROY Murphy	-	1	3	4	0.00
4	10	JAESCHKE Thomas	-	-	1	1	0.00
7	7	SHOJI Kawika	-	-	-	-	
8	8	PRIDDY William Reid	-	-	-	-	
20	20	SMITH David	-	-	-	-	
22	22	SHOJI Erik	-	-	-	-	
<b>Team Totals</b>			3	14	71	88	0.75

Team
<b>Opponent Errors &amp; Team Faults</b>

28
----



### Match Statistics

Estatísticas da partida / Statistiques du match

Match 22

P3

Match Duration: 1h50

**USA vs FRA**  
3 1


Spectators: 7,877


Team	Sets	1	2	3	4	Total
USA	3	25	25	14	25	89
FRA	1	22	22	25	22	91
	<b>Playing Time</b>	25min	28min	22min	26min	1h41


First Referee: di GIACOMO Arturo (BEL)

Second Referee: MACIAS Luis Gerardo (MEX)

### USA - USA

Non-Scoring Dig		Rk	No.	Name	Digs	Faults	Receptions	Total Attempts	Avg. by Set
	1	22	SHOJI Erik	10	6	6	22	2.50	
	2	1	ANDERSON Matthew	5	2	4	11	1.25	
	3	4	LEE David	2	1	5	8	0.50	
	3	2	RUSSELL Aaron	2	3	-	5	0.50	
	5	3	SANDER Taylor	1	2	5	8	0.25	
	6	11	CHRISTENSON Micah	-	5	8	13	0.00	
	6	17	HOLT Maxwell	-	2	1	3	0.00	
		7	SHOJI Kawika	-	-	-	-	-	
		8	PRIDDY William Reid	-	-	-	-	-	
		9	TROY Murphy	-	-	-	-	-	
		10	JAESCHKE Thomas	-	-	-	-	-	
		20	SMITH David	-	-	-	-	-	
<b>Team Totals</b>				20	21	29	70	5.00	

Non-Scoring Set		Rk	No.	Name	Running Sets	Faults	Still Sets	Total Attempts	Avg. by Set
	1	11	CHRISTENSON Micah	42	-	53	95	10.50	
	2	22	SHOJI Erik	1	-	3	4	0.25	
	2	1	ANDERSON Matthew	1	-	-	1	0.25	
	2	4	LEE David	1	-	-	1	0.25	
	5	17	HOLT Maxwell	-	-	2	2	0.00	
		2	RUSSELL Aaron	-	-	-	-	-	
		3	SANDER Taylor	-	-	-	-	-	
		7	SHOJI Kawika	-	-	-	-	-	
		8	PRIDDY William Reid	-	-	-	-	-	
		9	TROY Murphy	-	-	-	-	-	
		10	JAESCHKE Thomas	-	-	-	-	-	
		20	SMITH David	-	-	-	-	-	
<b>Team Totals</b>				45	-	58	103	11.25	

Non-Scoring Reception		Rk	No.	Name	Excellents	Faults	Serve Receptions	Total Attempts	Succ. %
	1	22	SHOJI Erik	15	2	9	26	57.69	
	2	3	SANDER Taylor	13	-	10	23	56.52	
	3	2	RUSSELL Aaron	8	2	13	23	34.78	
		1	ANDERSON Matthew	-	-	-	-	-	
		4	LEE David	-	-	-	-	-	
		7	SHOJI Kawika	-	-	-	-	-	
		8	PRIDDY William Reid	-	-	-	-	-	
		9	TROY Murphy	-	-	-	-	-	
		10	JAESCHKE Thomas	-	-	-	-	-	
		11	CHRISTENSON Micah	-	-	-	-	-	
		17	HOLT Maxwell	-	-	-	-	-	
		20	SMITH David	-	-	-	-	-	
<b>Team Totals</b>				36	4	32	72	50.00	

Limit  
25.00%


**Match Statistics**

Estatísticas da partida / Statistiques du match

Match 22

**P3**

Match Duration: 1h50

**USA vs FRA**  
**3 1**

Spectators: 7,877

Team	Sets	1	2	3	4	Total
USA	3	25	25	14	25	89
FRA	1	22	22	25	22	91
	<b>Playing Time</b>	25min	28min	22min	26min	1h41

First Referee: di GIACOMO Arturo (BEL)


Second Referee: MACIAS Luis Gerardo (MEX)

**FRA - France**

Scoring Spike

<b>Limit</b>
<b>15.00%</b>

Rk	No.	Name	Spikes	Faults	Shots	Total Attempts	Eff. %
1	4	ROUZIER Antonin	21	7	8	36	38.89
2	9	NGAPETH Earvin	19	8	18	45	24.44
	7	TILLIE Kevin	7	4	6	17	
	14	le GOFF Nicolas	5	-	3	8	
	10	le ROUX Kevin	3	1	4	8	
	6	TONIUTTI Benjamin	-	1	-	1	
	2	GREBENNIKOV Jenia	-	-	-	-	
	5	CLEVENOT Trevor	-	-	-	-	
	13	PUJOL Pierre	-	-	-	-	
	16	MARECHAL Nicolas	-	-	-	-	
	17	LAFITTE Franck	-	-	-	-	
	18	ROSSARD Thibault	-	-	-	-	
<b>Team Totals</b>			55	21	39	115	29.57

Scoring Block


Rk	No.	Name	Kill Blocks	Faults	Rebounds	Total Attempts	Avg. by Set
1	14	le GOFF Nicolas	3	4	6	13	0.75
1	4	ROUZIER Antonin	3	1	1	5	0.75
3	10	le ROUX Kevin	1	5	6	12	0.25
3	9	NGAPETH Earvin	1	2	2	5	0.25
5	6	TONIUTTI Benjamin	-	-	3	3	0.00
5	7	TILLIE Kevin	-	-	1	1	0.00
	2	GREBENNIKOV Jenia	-	-	-	-	
	5	CLEVENOT Trevor	-	-	-	-	
	13	PUJOL Pierre	-	-	-	-	
	16	MARECHAL Nicolas	-	-	-	-	
	17	LAFITTE Franck	-	-	-	-	
	18	ROSSARD Thibault	-	-	-	-	
<b>Team Totals</b>			8	12	19	39	2.00

Scoring Service


Rk	No.	Name	Aces	Faults	Serve Hits	Total Attempts	Avg. by Set
1	4	ROUZIER Antonin	1	4	13	18	0.25
1	9	NGAPETH Earvin	1	6	11	18	0.25
1	7	TILLIE Kevin	1	1	14	16	0.25
1	14	le GOFF Nicolas	1	1	12	14	0.25
5	6	TONIUTTI Benjamin	-	-	13	13	0.00
5	10	le ROUX Kevin	-	5	8	13	0.00
	2	GREBENNIKOV Jenia	-	-	-	-	
	5	CLEVENOT Trevor	-	-	-	-	
	13	PUJOL Pierre	-	-	-	-	
	16	MARECHAL Nicolas	-	-	-	-	
	17	LAFITTE Franck	-	-	-	-	
	18	ROSSARD Thibault	-	-	-	-	
<b>Team Totals</b>			4	17	71	92	1.00

Team
<b>Opponent Errors &amp; Team Faults</b>

24
----



### Match Statistics

Estatísticas da partida / Statistiques du match

Match 22

P3

Match Duration: 1h50

**USA vs FRA**  
3 1


Spectators: 7,877


Team	Sets	1	2	3	4	Total
USA	3	25	25	14	25	89
FRA	1	22	22	25	22	91
	<b>Playing Time</b>	25min	28min	22min	26min	1h41


First Referee: di GIACOMO Arturo (BEL)

Second Referee: MACIAS Luis Gerardo (MEX)

### FRA - France

Non-Scoring Dig	Rk	No.	Name	Digs	Faults	Receptions	Total Attempts	Avg. by Set	
	1	9	NGAPETH Earvin	6	8	7	21	1.50	
	2	2	GREBENNIKOV Jenia	5	6	9	20	1.25	
	3	7	TILLIE Kevin	3	8	9	20	0.75	
	4	4	ROUZIER Antonin	2	2	5	9	0.50	
	4	10	le ROUX Kevin	2	-	-	2	0.50	
	6	6	TONIUTTI Benjamin	-	7	7	14	0.00	
	6	14	le GOFF Nicolas	-	5	2	7	0.00	
		5	CLEVENOT Trevor	-	-	-	-	-	
		13	PUJOL Pierre	-	-	-	-	-	
		16	MARECHAL Nicolas	-	-	-	-	-	
		17	LAFITTE Franck	-	-	-	-	-	
		18	ROSSARD Thibault	-	-	-	-	-	
	<b>Team Totals</b>				18	36	39	93	4.50

Non-Scoring Set	Rk	No.	Name	Running Sets	Faults	Still Sets	Total Attempts	Avg. by Set	
	1	6	TONIUTTI Benjamin	44	1	47	92	11.00	
	2	2	GREBENNIKOV Jenia	3	-	4	7	0.75	
	2	7	TILLIE Kevin	3	-	3	6	0.75	
	4	9	NGAPETH Earvin	2	-	-	2	0.50	
		4	ROUZIER Antonin	-	-	-	-	-	
		5	CLEVENOT Trevor	-	-	-	-	-	
		10	le ROUX Kevin	-	-	-	-	-	
		13	PUJOL Pierre	-	-	-	-	-	
		14	le GOFF Nicolas	-	-	-	-	-	
		16	MARECHAL Nicolas	-	-	-	-	-	
		17	LAFITTE Franck	-	-	-	-	-	
		18	ROSSARD Thibault	-	-	-	-	-	
	<b>Team Totals</b>				52	1	54	107	13.00

Non-Scoring Reception	Rk	No.	Name	Excellents	Faults	Serve Receptions	Total Attempts	Succ. %	
	1	9	NGAPETH Earvin	8	1	15	24	33.33	
	2	7	TILLIE Kevin	7	-	18	25	28.00	
	3	2	GREBENNIKOV Jenia	6	2	14	22	27.27	
		6	TONIUTTI Benjamin	-	-	2	2	-	
		4	ROUZIER Antonin	-	-	-	-	-	
		5	CLEVENOT Trevor	-	-	-	-	-	
		10	le ROUX Kevin	-	-	-	-	-	
		13	PUJOL Pierre	-	-	-	-	-	
		14	le GOFF Nicolas	-	-	-	-	-	
		16	MARECHAL Nicolas	-	-	-	-	-	
		17	LAFITTE Franck	-	-	-	-	-	
		18	ROSSARD Thibault	-	-	-	-	-	
	<b>Team Totals</b>				21	3	49	73	28.77

Legend:	Avg.	Eff. %	No.	Rk	Succ. %
Average	Efficiency	Shirt Number	Rank	Success %	