



### Match Statistics

Estatísticas da partida / Statistiques du match

Match 21

P3

Match Duration: 2h03

**POL vs RUS**  
2 3

Spectators: 7,239

Team	Sets	1	2	3	4	5	Total
<b>POL</b>	<b>2</b>	18	25	18	25	13	99
<b>RUS</b>	<b>3</b>	25	16	25	22	15	103
	<b>Playing Time</b>	23min	23min	22min	26min	17min	1h51

First Referee: PASQUALI Fabrizio (ITA)


Second Referee: MOKRY Juraj (SVK)

### POL - Poland

Scoring Spike

<b>Limit</b>
<b>15.00%</b>

Rk	No.	Name	Spikes	Faults	Shots	Total Attempts	Eff. %
1	6	KUREK Bartosz	31	3	13	47	59.57
2	20	MIKA Mateusz	8	5	12	25	12.00
	23	BIENIEK Mateusz	9	1	5	15	
	13	KUBIAK Michal	6	3	5	14	
	21	BUSZEK Rafal	5	1	5	11	
	1	NOWAKOWSKI Piotr	2	1	4	7	
	7	KLOS Karol	1	1	3	5	
	3	KONARSKI Dawid	-	-	3	3	
	12	LOMACZ Grzegorz	-	-	1	1	
	11	DRZYZGA Fabian	-	-	-	-	
	17	ZATORSKI Pawel	-	-	-	-	
	22	BEDNORZ Bartosz	-	-	-	-	
<b>Team Totals</b>			<b>62</b>	<b>15</b>	<b>51</b>	<b>128</b>	<b>36.72</b>

Scoring Block


Rk	No.	Name	Kill Blocks	Faults	Rebounds	Total Attempts	Avg. by Set
1	6	KUREK Bartosz	3	-	4	7	0.60
2	7	KLOS Karol	2	2	1	5	0.40
3	12	LOMACZ Grzegorz	1	2	2	5	0.20
3	20	MIKA Mateusz	1	2	1	4	0.20
3	1	NOWAKOWSKI Piotr	1	1	-	2	0.20
6	23	BIENIEK Mateusz	-	7	4	11	0.00
6	13	KUBIAK Michal	-	1	4	5	0.00
6	21	BUSZEK Rafal	-	3	2	5	0.00
	3	KONARSKI Dawid	-	-	-	-	
	11	DRZYZGA Fabian	-	-	-	-	
	17	ZATORSKI Pawel	-	-	-	-	
	22	BEDNORZ Bartosz	-	-	-	-	
<b>Team Totals</b>			<b>8</b>	<b>18</b>	<b>18</b>	<b>44</b>	<b>1.60</b>

Scoring Service


Rk	No.	Name	Aces	Faults	Serve Hits	Total Attempts	Avg. by Set
1	6	KUREK Bartosz	2	8	11	21	0.40
2	12	LOMACZ Grzegorz	1	-	17	18	0.20
2	23	BIENIEK Mateusz	1	1	9	11	0.20
2	7	KLOS Karol	1	3	5	9	0.20
5	20	MIKA Mateusz	-	3	15	18	0.00
5	1	NOWAKOWSKI Piotr	-	1	7	8	0.00
5	21	BUSZEK Rafal	-	2	6	8	0.00
5	13	KUBIAK Michal	-	1	4	5	0.00
5	3	KONARSKI Dawid	-	1	-	1	0.00
	11	DRZYZGA Fabian	-	-	-	-	
	17	ZATORSKI Pawel	-	-	-	-	
	22	BEDNORZ Bartosz	-	-	-	-	
<b>Team Totals</b>			<b>5</b>	<b>20</b>	<b>74</b>	<b>99</b>	<b>1.00</b>

Team
<b>Opponent Errors &amp; Team Faults</b>

	<b>24</b>	<b>2</b>
--	-----------	----------


**Match Statistics**

Estatísticas da partida / Statistiques du match

Match 21

**P3**

Match Duration: 2h03

**POL vs RUS**  
 2 3

Spectators: 7,239

Team	Sets	1	2	3	4	5	Total
<b>POL</b>	<b>2</b>	18	25	18	25	13	99
<b>RUS</b>	<b>3</b>	25	16	25	22	15	103
	<b>Playing Time</b>	23min	23min	22min	26min	17min	1h51

First Referee: PASQUALI Fabrizio (ITA)

Second Referee: MOKRY Juraj (SVK)

**POL - Poland**

Non-Scoring Dig


Rk	No.	Name	Digs	Faults	Receptions	Total Attempts	Avg. by Set
1	17	ZATORSKI Pawel	7	12	5	24	1.40
2	20	MIKA Mateusz	3	12	5	20	0.60
2	6	KUREK Bartosz	3	6	2	11	0.60
2	21	BUSZEK Rafal	3	1	3	7	0.60
2	11	DRZYZGA Fabian	3	-	-	3	0.60
6	12	LOMACZ Grzegorz	2	4	8	14	0.40
7	1	NOWAKOWSKI Piotr	1	1	4	6	0.20
7	13	KUBIAK Michal	1	3	2	6	0.20
7	23	BIENIEK Mateusz	1	4	1	6	0.20
10	7	KLOS Karol	-	1	1	2	0.00
10	3	KONARSKI Dawid	-	-	1	1	0.00
	22	BEDNORZ Bartosz	-	-	-	-	-
<b>Team Totals</b>			<b>24</b>	<b>44</b>	<b>32</b>	<b>100</b>	<b>4.80</b>

Non-Scoring Set


Rk	No.	Name	Running Sets	Faults	Still Sets	Total Attempts	Avg. by Set
1	12	LOMACZ Grzegorz	48	2	43	93	9.60
2	17	ZATORSKI Pawel	7	-	2	9	1.40
3	11	DRZYZGA Fabian	2	-	5	7	0.40
4	1	NOWAKOWSKI Piotr	1	-	1	2	0.20
4	3	KONARSKI Dawid	1	-	-	1	0.20
4	13	KUBIAK Michal	1	-	-	1	0.20
7	6	KUREK Bartosz	-	-	1	1	0.00
7	20	MIKA Mateusz	-	-	1	1	0.00
7	21	BUSZEK Rafal	-	-	1	1	0.00
	7	KLOS Karol	-	-	-	-	-
	22	BEDNORZ Bartosz	-	-	-	-	-
	23	BIENIEK Mateusz	-	-	-	-	-
<b>Team Totals</b>			<b>60</b>	<b>2</b>	<b>54</b>	<b>116</b>	<b>12.00</b>

Non-Scoring Reception

<b>Limit</b> 25.00%

Rk	No.	Name	Excellents	Faults	Serve Receptions	Total Attempts	Succ. %
1	20	MIKA Mateusz	22	-	28	50	44.00
	17	ZATORSKI Pawel	6	-	5	11	
	21	BUSZEK Rafal	9	-	2	11	
	13	KUBIAK Michal	3	2	6	11	
	6	KUREK Bartosz	-	-	1	1	
	1	NOWAKOWSKI Piotr	-	-	-	-	
	3	KONARSKI Dawid	-	-	-	-	
	7	KLOS Karol	-	-	-	-	
	11	DRZYZGA Fabian	-	-	-	-	
	12	LOMACZ Grzegorz	-	-	-	-	
	22	BEDNORZ Bartosz	-	-	-	-	
	23	BIENIEK Mateusz	-	-	-	-	
<b>Team Totals</b>			<b>40</b>	<b>2</b>	<b>42</b>	<b>84</b>	<b>47.62</b>



### Match Statistics

Estatísticas da partida / Statistiques du match

Match 21

P3

Match Duration: 2h03

**POL vs RUS**  
2 3

Spectators: 7,239

Team	Sets	1	2	3	4	5	Total
<b>POL</b>	<b>2</b>	18	25	18	25	13	99
<b>RUS</b>	<b>3</b>	25	16	25	22	15	103
<b>Playing Time</b>		23min	23min	22min	26min	17min	1h51

First Referee: PASQUALI Fabrizio (ITA)


Second Referee: MOKRY Juraj (SVK)

### RUS - Russia

Scoring Spike

<b>Limit</b>
<b>15.00%</b>

Rk	No.	Name	Spikes	Faults	Shots	Total Attempts	Eff. %
1	17	MIKHAYLOV Maxim	15	3	14	32	37.50
2	19	KLIUKA Egor	14	5	7	26	34.62
3	8	TETYUKHIN Sergey	14	5	8	27	33.33
	14	VOLVICH Artem	8	2	3	13	
	18	VOLKOV Alexander	8	-	4	12	
	5	GRANKIN Sergey	3	-	-	3	
	12	BAKUN Kostyantyn	-	1	1	2	
	1	KOBZAR Igor	-	-	-	-	
	7	VOLKOV Dmitry	-	-	-	-	
	11	ASHCHEV Andrey	-	-	-	-	
	16	VERBOV Alexey	-	-	-	-	
	20	ERMAKOV Artem	-	-	-	-	
<b>Team Totals</b>			62	16	37	115	40.00

Scoring Block


Rk	No.	Name	Kill Blocks	Faults	Rebounds	Total Attempts	Avg. by Set
1	14	VOLVICH Artem	3	12	8	23	0.60
2	18	VOLKOV Alexander	2	4	6	12	0.40
2	17	MIKHAYLOV Maxim	2	2	5	9	0.40
2	19	KLIUKA Egor	2	3	1	6	0.40
5	8	TETYUKHIN Sergey	1	7	7	15	0.20
6	5	GRANKIN Sergey	-	2	6	8	0.00
6	1	KOBZAR Igor	-	-	1	1	0.00
	7	VOLKOV Dmitry	-	-	-	-	
	11	ASHCHEV Andrey	-	-	-	-	
	12	BAKUN Kostyantyn	-	-	-	-	
	16	VERBOV Alexey	-	-	-	-	
	20	ERMAKOV Artem	-	-	-	-	
<b>Team Totals</b>			10	30	34	74	2.00

Scoring Service


Rk	No.	Name	Aces	Faults	Serve Hits	Total Attempts	Avg. by Set
1	14	VOLVICH Artem	1	3	17	21	0.20
1	17	MIKHAYLOV Maxim	1	6	11	18	0.20
3	8	TETYUKHIN Sergey	-	3	16	19	0.00
3	19	KLIUKA Egor	-	1	17	18	0.00
3	18	VOLKOV Alexander	-	1	14	15	0.00
3	5	GRANKIN Sergey	-	-	11	11	0.00
3	12	BAKUN Kostyantyn	-	1	-	1	0.00
	1	KOBZAR Igor	-	-	-	-	
	7	VOLKOV Dmitry	-	-	-	-	
	11	ASHCHEV Andrey	-	-	-	-	
	16	VERBOV Alexey	-	-	-	-	
	20	ERMAKOV Artem	-	-	-	-	
<b>Team Totals</b>			2	15	86	103	0.40

Team
<b>Opponent Errors &amp; Team Faults</b>

29
----


**Match Statistics**

Estatísticas da partida / Statistiques du match

Match 21

**P3**

Match Duration: 2h03

**POL vs RUS**  
 2 3


Spectators: 7,239

Team	Sets	1	2	3	4	5	Total
<b>POL</b>	<b>2</b>	18	25	18	25	13	99
<b>RUS</b>	<b>3</b>	25	16	25	22	15	103
	<b>Playing Time</b>	23min	23min	22min	26min	17min	1h51

First Referee: PASQUALI Fabrizio (ITA)

Second Referee: MOKRY Juraj (SVK)

**RUS - Russia**

Non-Scoring Dig


Rk	No.	Name	Digs	Faults	Receptions	Total Attempts	Avg. by Set
1	16	VERBOV Alexey	9	12	6	27	1.80
2	19	KLIUKA Egor	5	7	5	17	1.00
3	17	MIKHAYLOV Maxim	2	2	8	12	0.40
3	14	VOLVICH Artem	2	3	1	6	0.40
5	8	TETYUKHIN Sergey	1	5	2	8	0.20
6	5	GRANKIN Sergey	-	3	7	10	0.00
6	12	BAKUN Kostyantyn	-	-	2	2	0.00
	1	KOBZAR Igor	-	-	-	-	-
	7	VOLKOV Dmitry	-	-	-	-	-
	11	ASHCHEV Andrey	-	-	-	-	-
	18	VOLKOV Alexander	-	-	-	-	-
	20	ERMAKOV Artem	-	-	-	-	-
<b>Team Totals</b>			19	32	31	82	3.80

Non-Scoring Set


Rk	No.	Name	Running Sets	Faults	Still Sets	Total Attempts	Avg. by Set
1	5	GRANKIN Sergey	45	1	31	77	9.00
2	8	TETYUKHIN Sergey	2	-	4	6	0.40
2	19	KLIUKA Egor	2	-	-	2	0.40
4	1	KOBZAR Igor	1	-	5	6	0.20
4	16	VERBOV Alexey	1	-	3	4	0.20
4	17	MIKHAYLOV Maxim	1	-	2	3	0.20
4	18	VOLKOV Alexander	1	-	-	1	0.20
8	14	VOLVICH Artem	-	-	1	1	0.00
	7	VOLKOV Dmitry	-	-	-	-	-
	11	ASHCHEV Andrey	-	-	-	-	-
	12	BAKUN Kostyantyn	-	-	-	-	-
	20	ERMAKOV Artem	-	-	-	-	-
<b>Team Totals</b>			53	1	46	100	10.60

Non-Scoring Reception

<b>Limit</b> 25.00%

Rk	No.	Name	Excellents	Faults	Serve Receptions	Total Attempts	Succ. %
1	8	TETYUKHIN Sergey	11	2	15	28	39.29
2	16	VERBOV Alexey	8	1	12	21	38.10
3	19	KLIUKA Egor	7	2	11	20	35.00
	7	VOLKOV Dmitry	-	-	3	3	-
	14	VOLVICH Artem	-	-	1	1	-
	17	MIKHAYLOV Maxim	-	-	1	1	-
	1	KOBZAR Igor	-	-	-	-	-
	5	GRANKIN Sergey	-	-	-	-	-
	11	ASHCHEV Andrey	-	-	-	-	-
	12	BAKUN Kostyantyn	-	-	-	-	-
	18	VOLKOV Alexander	-	-	-	-	-
	20	ERMAKOV Artem	-	-	-	-	-
<b>Team Totals</b>			26	5	43	74	35.14

Legend:

Avg.	Eff. %	No.	Rk	Succ. %
Average	Efficiency	Shirt Number	Rank	Success %