


**Match Statistics**

Estatísticas da partida / Statistiques du match

Match 18

**P3**

Match Duration: 2h03

**BRA vs USA**

Spectators: 8,779

**1 3**

Team	Sets	1	2	3	4	Total
BRA	1	20	23	25	20	88
USA	3	25	25	20	25	95
	<b>Playing Time</b>	26min	28min	30min	30min	1h54

First Referee: LIU Jiang (CHN)


Second Referee: SIMONOVIC Vladimir (SRB)

**BRA - Brazil**

Scoring Spike

<b>Limit</b>
<b>15.00%</b>

Rk	No.	Name	Spikes	Faults	Shots	Total Attempts	Eff. %
1	4	de SOUZA Wallace	13	3	11	27	37.04
2	18	LUCARELLI Ricardo	11	4	12	27	25.93
3	19	BORGES ALMEIDA SILVA Mauricio	8	3	16	27	18.52
	16	SAATKAMP Lucas	8	2	4	14	
	3	CARBONERA Eder	5	1	1	7	
	17	GUERRA Evandro M.	2	2	3	7	
	1	REZENDE Bruno Mossa	1	-	-	1	
	12	FONTELES Luiz Felipe Marques	1	-	-	1	
	7	ARJONA William	-	-	-	-	
	10	SANTOS Sergio Dutra	-	-	-	-	
	13	de SOUZA Mauricio Luiz	-	-	-	-	
	14	de SOUZA Douglas Correia	-	-	-	-	
<b>Team Totals</b>			49	15	47	111	30.63

Scoring Block


Rk	No.	Name	Kill Blocks	Faults	Rebounds	Total Attempts	Avg. by Set
1	16	SAATKAMP Lucas	4	5	6	15	1.00
2	1	REZENDE Bruno Mossa	1	3	5	9	0.25
2	4	de SOUZA Wallace	1	3	-	4	0.25
4	3	CARBONERA Eder	-	8	5	13	0.00
4	18	LUCARELLI Ricardo	-	4	-	4	0.00
4	17	GUERRA Evandro M.	-	-	3	3	0.00
4	19	BORGES ALMEIDA SILVA Mauricio	-	1	2	3	0.00
	7	ARJONA William	-	-	-	-	
	10	SANTOS Sergio Dutra	-	-	-	-	
	12	FONTELES Luiz Felipe Marques	-	-	-	-	
	13	de SOUZA Mauricio Luiz	-	-	-	-	
	14	de SOUZA Douglas Correia	-	-	-	-	
<b>Team Totals</b>			6	24	21	51	1.50

Scoring Service


Rk	No.	Name	Aces	Faults	Serve Hits	Total Attempts	Avg. by Set
1	16	SAATKAMP Lucas	2	3	10	15	0.50
1	18	LUCARELLI Ricardo	2	4	6	12	0.50
3	4	de SOUZA Wallace	1	1	13	15	0.25
3	19	BORGES ALMEIDA SILVA Mauricio	1	4	6	11	0.25
5	3	CARBONERA Eder	-	3	15	18	0.00
5	1	REZENDE Bruno Mossa	-	-	12	12	0.00
5	12	FONTELES Luiz Felipe Marques	-	-	5	5	0.00
5	7	ARJONA William	-	-	1	1	0.00
	10	SANTOS Sergio Dutra	-	-	-	-	
	13	de SOUZA Mauricio Luiz	-	-	-	-	
	14	de SOUZA Douglas Correia	-	-	-	-	
	17	GUERRA Evandro M.	-	-	-	-	
<b>Team Totals</b>			6	15	68	89	1.50

Team
<b>Opponent Errors &amp; Team Faults</b>

27
----


**Match Statistics**

Estatísticas da partida / Statistiques du match

Match 18

**P3**

Match Duration: 2h03

Spectators: 8,779


**BRA vs USA**
**1 3**

Team	Sets	1	2	3	4	Total
<b>BRA</b>	<b>1</b>	20	23	25	20	88
<b>USA</b>	<b>3</b>	25	25	20	25	95
	<b>Playing Time</b>	26min	28min	30min	30min	1h54

First Referee: LIU Jiang (CHN)

Second Referee: SIMONOVIC Vladimir (SRB)

**BRA - Brazil**

Non-Scoring Dig


Rk	No.	Name	Digs	Faults	Receptions	Total Attempts	Avg. by Set
1	10	SANTOS Sergio Dutra	6	6	4	16	1.50
2	1	REZENDE Bruno Mossa	5	7	8	20	1.25
2	4	de SOUZA Wallace	5	3	5	13	1.25
2	18	LUCARELLI Ricardo	5	4	4	13	1.25
5	19	BORGES ALMEIDA SILVA Mauricio	3	9	6	18	0.75
6	7	ARJONA William	2	-	-	2	0.50
7	16	SAATKAMP Lucas	1	-	-	1	0.25
8	12	FONTELES Luiz Felipe Marques	-	1	2	3	0.00
	3	CARBONERA Eder	-	-	-	-	-
	13	de SOUZA Mauricio Luiz	-	-	-	-	-
	14	de SOUZA Douglas Correia	-	-	-	-	-
	17	GUERRA Evandro M.	-	-	-	-	-
<b>Team Totals</b>			27	30	29	86	6.75

Non-Scoring Set


Rk	No.	Name	Running Sets	Faults	Still Sets	Total Attempts	Avg. by Set
1	1	REZENDE Bruno Mossa	38	1	35	74	9.50
2	7	ARJONA William	6	-	5	11	1.50
3	10	SANTOS Sergio Dutra	1	-	9	10	0.25
3	18	LUCARELLI Ricardo	1	-	5	6	0.25
3	4	de SOUZA Wallace	1	-	3	4	0.25
6	16	SAATKAMP Lucas	-	-	1	1	0.00
6	17	GUERRA Evandro M.	-	-	1	1	0.00
	3	CARBONERA Eder	-	-	-	-	-
	12	FONTELES Luiz Felipe Marques	-	-	-	-	-
	13	de SOUZA Mauricio Luiz	-	-	-	-	-
	14	de SOUZA Douglas Correia	-	-	-	-	-
	19	BORGES ALMEIDA SILVA Mauricio	-	-	-	-	-
<b>Team Totals</b>			47	1	59	107	11.75

Non-Scoring Reception

<b>Limit</b>
25.00%

Rk	No.	Name	Excellents	Faults	Serve Receptions	Total Attempts	Succ. %
1	19	BORGES ALMEIDA SILVA Mauricio	9	2	10	21	42.86
2	10	SANTOS Sergio Dutra	8	2	11	21	38.10
3	18	LUCARELLI Ricardo	7	2	18	27	25.93
	12	FONTELES Luiz Felipe Marques	2	1	-	3	-
	16	SAATKAMP Lucas	-	1	-	1	-
	1	REZENDE Bruno Mossa	-	-	-	-	-
	3	CARBONERA Eder	-	-	-	-	-
	4	de SOUZA Wallace	-	-	-	-	-
	7	ARJONA William	-	-	-	-	-
	13	de SOUZA Mauricio Luiz	-	-	-	-	-
	14	de SOUZA Douglas Correia	-	-	-	-	-
	17	GUERRA Evandro M.	-	-	-	-	-
<b>Team Totals</b>			26	8	39	73	35.62



### Match Statistics

Estatísticas da partida / Statistiques du match

Match 18

**P3**

Match Duration: 2h03

**BRA vs USA**  
1 3

Spectators: 8,779

Team	Sets	1	2	3	4	Total
BRA	1	20	23	25	20	88
USA	3	25	25	20	25	95
	<b>Playing Time</b>	26min	28min	30min	30min	1h54

First Referee: LIU Jiang (CHN)


Second Referee: SIMONOVIC Vladimir (SRB)

### USA - USA

Scoring Spike

<b>Limit</b>
<b>15.00%</b>

Rk	No.	Name	Spikes	Faults	Shots	Total Attempts	Eff. %
1	1	ANDERSON Matthew	23	4	16	43	44.19
2	2	RUSSELL Aaron	17	4	12	33	39.39
3	3	SANDER Taylor	7	4	8	19	15.79
	17	HOLT Maxwell	2	-	4	6	
	4	LEE David	2	2	2	6	
	11	CHRISTENSON Micah	4	-	1	5	
	10	JAESCHKE Thomas	-	-	1	1	
	7	SHOJI Kawika	-	-	-	-	
	8	PRIDDY William Reid	-	-	-	-	
	9	TROY Murphy	-	-	-	-	
	20	SMITH David	-	-	-	-	
	22	SHOJI Erik	-	-	-	-	
<b>Team Totals</b>			55	14	44	113	36.28

Scoring Block


Rk	No.	Name	Kill Blocks	Faults	Rebounds	Total Attempts	Avg. by Set
1	3	SANDER Taylor	3	3	3	9	0.75
2	17	HOLT Maxwell	2	3	11	16	0.50
3	4	LEE David	1	2	9	12	0.25
3	11	CHRISTENSON Micah	1	1	4	6	0.25
3	2	RUSSELL Aaron	1	-	2	3	0.25
6	1	ANDERSON Matthew	-	5	-	5	0.00
6	10	JAESCHKE Thomas	-	-	1	1	0.00
	7	SHOJI Kawika	-	-	-	-	
	8	PRIDDY William Reid	-	-	-	-	
	9	TROY Murphy	-	-	-	-	
	20	SMITH David	-	-	-	-	
	22	SHOJI Erik	-	-	-	-	
<b>Team Totals</b>			8	14	30	52	2.00

Scoring Service


Rk	No.	Name	Aces	Faults	Serve Hits	Total Attempts	Avg. by Set
1	11	CHRISTENSON Micah	4	4	8	16	1.00
2	3	SANDER Taylor	2	2	7	11	0.50
3	1	ANDERSON Matthew	1	2	16	19	0.25
3	17	HOLT Maxwell	1	6	10	17	0.25
3	2	RUSSELL Aaron	1	1	12	14	0.25
6	4	LEE David	-	1	13	14	0.00
6	9	TROY Murphy	-	2	-	2	0.00
6	10	JAESCHKE Thomas	-	-	1	1	0.00
	7	SHOJI Kawika	-	-	-	-	
	8	PRIDDY William Reid	-	-	-	-	
	20	SMITH David	-	-	-	-	
	22	SHOJI Erik	-	-	-	-	
<b>Team Totals</b>			9	18	67	94	2.25

Team
<b>Opponent Errors &amp; Team Faults</b>

23
----


**Match Statistics**

Estatísticas da partida / Statistiques du match

Match 18

**P3**

Match Duration: 2h03

Spectators: 8,779


**BRA vs USA**
**1 3**


Team	Sets	1	2	3	4	Total
<b>BRA</b>	<b>1</b>	20	23	25	20	88
<b>USA</b>	<b>3</b>	25	25	20	25	95
<b>Playing Time</b>		26min	28min	30min	30min	1h54


First Referee: LIU Jiang (CHN)

Second Referee: SIMONOVIC Vladimir (SRB)

**USA - USA**

Non-Scoring Dig	Rk	No.	Name	Digs	Faults	Receptions	Total Attempts	Avg. by Set
	1	22	SHOJI Erik	13	7	2	22	3.25
	2	11	CHRISTENSON Micah	6	5	3	14	1.50
	3	1	ANDERSON Matthew	5	6	3	14	1.25
	3	3	SANDER Taylor	5	3	4	12	1.25
	5	2	RUSSELL Aaron	3	7	5	15	0.75
	6	17	HOLT Maxwell	2	2	2	6	0.50
	6	4	LEE David	2	1	2	5	0.50
	8	10	JAESCHKE Thomas	2	2	-	2	0.00
		7	SHOJI Kawika	-	-	-	-	-
		8	PRIDDY William Reid	-	-	-	-	-
	9	TROY Murphy	-	-	-	-	-	
	20	SMITH David	-	-	-	-	-	
<b>Team Totals</b>				36	33	21	90	9.00

Non-Scoring Set	Rk	No.	Name	Running Sets	Faults	Still Sets	Total Attempts	Avg. by Set
	1	11	CHRISTENSON Micah	48	-	42	90	12.00
	2	22	SHOJI Erik	2	1	8	11	0.50
	3	17	HOLT Maxwell	1	-	1	2	0.25
	4	1	ANDERSON Matthew	-	-	1	1	0.00
	4	2	RUSSELL Aaron	-	-	1	1	0.00
	4	3	SANDER Taylor	-	-	1	1	0.00
		4	LEE David	-	-	-	-	-
		7	SHOJI Kawika	-	-	-	-	-
		8	PRIDDY William Reid	-	-	-	-	-
		9	TROY Murphy	-	-	-	-	-
	10	JAESCHKE Thomas	-	-	-	-	-	
	20	SMITH David	-	-	-	-	-	
<b>Team Totals</b>				51	1	54	106	12.75

Non-Scoring Reception	Rk	No.	Name	Excellents	Faults	Serve Receptions	Total Attempts	Succ. %
	1	3	SANDER Taylor	10	1	13	24	41.67
	2	2	RUSSELL Aaron	8	1	11	20	40.00
	3	22	SHOJI Erik	5	2	14	21	23.81
		10	JAESCHKE Thomas	2	1	3	6	-
		11	CHRISTENSON Micah	-	-	1	1	-
		1	ANDERSON Matthew	-	1	-	1	-
		4	LEE David	-	-	-	-	-
		7	SHOJI Kawika	-	-	-	-	-
		8	PRIDDY William Reid	-	-	-	-	-
		9	TROY Murphy	-	-	-	-	-
	17	HOLT Maxwell	-	-	-	-	-	
	20	SMITH David	-	-	-	-	-	
<b>Limit</b>								
<b>25.00%</b>				25	6	42	73	34.25

Legend: Avg. Average Eff. % Efficiency No. Shirt Number Rk Rank Succ.% Success %