


Match Statistics

Estatísticas da partida / Statistiques du match

Match 17

P3

Match Duration: 1h06

ITA vs MEX
3 0

Spectators: 5,472

Team	Sets	1	2	3	Total
ITA	3	25	25	25	75
MEX	0	17	13	17	47
	Playing Time	18min	20min	22min	1h00

First Referee: di GIACOMO Arturo (BEL)


Second Referee: DUDEK Piotr (POL)

ITA - Italy

Scoring Spike

Limit
15.00%

Rk	No.	Name	Spikes	Faults	Shots	Total Attempts	Eff. %
1	9	ZAYTSEV Ivan	7	-	4	11	63.64
2	10	LANZA Filippo	10	2	3	15	53.33
3	5	JUANTORENA Osmany	9	4	3	16	31.25
	11	BUTI Simone	5	-	4	9	
	14	PIANO Matteo	4	1	3	8	
	6	GIANNELLI Simone	3	-	2	5	
	4	VETTORI Luca	1	1	1	3	
	3	SOTTILE Pasquale	-	1	1	2	
	16	ANTONOV Oleg	1	-	-	1	
	7	ROSSINI Salvatore	-	-	-	-	
	13	COLACI Massimo	-	-	-	-	
	15	BIRARELLI Emanuele	-	-	-	-	
	15	BIRARELLI Emanuele	-	-	-	-	
		Team Totals	40	9	21	70	44.29

Scoring Block


Rk	No.	Name	Kill Blocks	Faults	Rebounds	Total Attempts	Avg. by Set
1	11	BUTI Simone	4	5	3	12	1.33
2	10	LANZA Filippo	3	-	3	6	1.00
3	14	PIANO Matteo	2	-	4	6	0.67
3	9	ZAYTSEV Ivan	2	1	3	6	0.67
5	5	JUANTORENA Osmany	-	3	1	4	0.00
5	4	VETTORI Luca	-	2	-	2	0.00
5	3	SOTTILE Pasquale	-	-	1	1	0.00
5	6	GIANNELLI Simone	-	1	-	1	0.00
	7	ROSSINI Salvatore	-	-	-	-	
	13	COLACI Massimo	-	-	-	-	
	15	BIRARELLI Emanuele	-	-	-	-	
	16	ANTONOV Oleg	-	-	-	-	
		Team Totals	11	12	15	38	3.67

Scoring Service


Rk	No.	Name	Aces	Faults	Serve Hits	Total Attempts	Avg. by Set
1	9	ZAYTSEV Ivan	2	1	8	11	0.67
2	10	LANZA Filippo	1	3	1	5	0.33
3	5	JUANTORENA Osmany	-	-	19	19	0.00
3	14	PIANO Matteo	-	1	11	12	0.00
3	11	BUTI Simone	-	-	10	10	0.00
3	6	GIANNELLI Simone	-	3	7	10	0.00
3	4	VETTORI Luca	-	2	2	4	0.00
3	3	SOTTILE Pasquale	-	-	2	2	0.00
3	16	ANTONOV Oleg	-	-	1	1	0.00
	7	ROSSINI Salvatore	-	-	-	-	
	13	COLACI Massimo	-	-	-	-	
	15	BIRARELLI Emanuele	-	-	-	-	
		Team Totals	3	10	61	74	1.00

Team
Opponent Errors & Team Faults

21	1
----	---


Match Statistics

Estatísticas da partida / Statistiques du match

Match 17

P3

Match Duration: 1h06

Spectators: 5,472


ITA vs MEX
3 0


Team	Sets	1	2	3	Total
ITA	3	25	25	25	75
MEX	0	17	13	17	47
	Playing Time	18min	20min	22min	1h00


First Referee: di GIACOMO Arturo (BEL)

Second Referee: DUDEK Piotr (POL)

ITA - Italy

Non-Scoring Dig	Rk	No.	Name	Digs	Faults	Receptions	Total Attempts	Avg. by Set	
	1	5	JUANTORENA Osmany	7	2	3	12	2.33	
	2	13	COLACI Massimo	6	1	3	10	2.00	
	3	9	ZAYTSEV Ivan	4	3	1	8	1.33	
	4	6	GIANNELLI Simone	3	4	3	10	1.00	
	5	10	LANZA Filippo	1	-	1	2	0.33	
	5	4	VETTORI Luca	1	-	-	1	0.33	
	7	11	BUTI Simone	-	2	3	5	0.00	
	7	3	SOTTILE Pasquale	-	1	1	2	0.00	
	7	14	PIANO Matteo	-	1	-	1	0.00	
		7	ROSSINI Salvatore	-	-	-	-	-	
		15	BIRARELLI Emanuele	-	-	-	-	-	
		16	ANTONOV Oleg	-	-	-	-	-	
		Team Totals			22	14	15	51	7.33

Non-Scoring Set	Rk	No.	Name	Running Sets	Faults	Still Sets	Total Attempts	Avg. by Set	
	1	6	GIANNELLI Simone	28	-	14	42	9.33	
	2	3	SOTTILE Pasquale	3	-	4	7	1.00	
	3	9	ZAYTSEV Ivan	2	-	-	2	0.67	
	4	10	LANZA Filippo	1	1	-	2	0.33	
	4	5	JUANTORENA Osmany	1	-	-	1	0.33	
	4	14	PIANO Matteo	1	-	-	1	0.33	
	4	16	ANTONOV Oleg	1	-	-	1	0.33	
	8	13	COLACI Massimo	-	-	4	4	0.00	
		4	VETTORI Luca	-	-	-	-	-	
		7	ROSSINI Salvatore	-	-	-	-	-	
		11	BUTI Simone	-	-	-	-	-	
		15	BIRARELLI Emanuele	-	-	-	-	-	
		Team Totals			37	1	22	60	12.33

Non-Scoring Reception	Rk	No.	Name	Excellents	Faults	Serve Receptions	Total Attempts	Succ. %	
	1	13	COLACI Massimo	8	1	6	15	53.33	
		10	LANZA Filippo	5	-	4	9		
		5	JUANTORENA Osmany	3	-	5	8		
		7	ROSSINI Salvatore	3	-	1	4		
		6	GIANNELLI Simone	-	-	1	1		
		3	SOTTILE Pasquale	-	-	-	-		
		4	VETTORI Luca	-	-	-	-		
		9	ZAYTSEV Ivan	-	-	-	-		
		11	BUTI Simone	-	-	-	-		
		14	PIANO Matteo	-	-	-	-		
		15	BIRARELLI Emanuele	-	-	-	-		
		16	ANTONOV Oleg	-	-	-	-		
		Team Totals			19	1	17	37	51.35

 Limit
 25.00%



Match Statistics

Estatísticas da partida / Statistiques du match

Match 17

P3

Match Duration: 1h06

ITA vs MEX
3 0

Spectators: 5,472

Team	Sets	1	2	3	Total
ITA	3	25	25	25	75
MEX	0	17	13	17	47
	Playing Time	18min	20min	22min	1h00

First Referee: di GIACOMO Arturo (BEL)


Second Referee: DUDEK Piotr (POL)

MEX - Mexico

Scoring Spike

Limit 15.00%

Rk	No.	Name	Spikes	Faults	Shots	Total Attempts	Eff. %
1	17	ORELLANA Nestor	5	2	8	15	20.00
2	13	CORDOVA Samuel	5	4	4	13	7.69
	9	GUERRA Carlos	1	7	5	13	
	1	VARGAS Daniel	2	3	4	9	
	11	BARAJAS Jorge	4	1	3	8	
	4	RUIZ de la CRUZ Gonzalo	3	2	3	8	
	14	AGUILERA Tomas	3	-	4	7	
	7	QUINONES Jorge	1	-	2	3	
	10	RANGEL Pedro	1	-	1	2	
	5	RANGEL Jesus	-	-	-	-	
	6	PERALES Jesus Alberto	-	-	-	-	
	21	MARTINEZ Jose	-	-	-	-	
Team Totals			25	19	34	78	7.69

Scoring Block


Rk	No.	Name	Kill Blocks	Faults	Rebounds	Total Attempts	Avg. by Set
1	17	ORELLANA Nestor	2	-	-	2	0.67
2	10	RANGEL Pedro	1	1	1	3	0.33
3	14	AGUILERA Tomas	-	6	3	9	0.00
3	4	RUIZ de la CRUZ Gonzalo	-	1	2	3	0.00
3	13	CORDOVA Samuel	-	2	1	3	0.00
3	11	BARAJAS Jorge	-	1	1	2	0.00
3	1	VARGAS Daniel	-	2	-	2	0.00
	5	RANGEL Jesus	-	-	-	-	
	6	PERALES Jesus Alberto	-	-	-	-	
	7	QUINONES Jorge	-	-	-	-	
	9	GUERRA Carlos	-	-	-	-	
	21	MARTINEZ Jose	-	-	-	-	
Team Totals			3	13	8	24	1.00

Scoring Service


Rk	No.	Name	Aces	Faults	Serve Hits	Total Attempts	Avg. by Set
1	6	PERALES Jesus Alberto	1	1	1	3	0.33
2	11	BARAJAS Jorge	-	2	6	8	0.00
2	10	RANGEL Pedro	-	3	5	8	0.00
2	13	CORDOVA Samuel	-	-	7	7	0.00
2	14	AGUILERA Tomas	-	1	5	6	0.00
2	17	ORELLANA Nestor	-	-	4	4	0.00
2	1	VARGAS Daniel	-	1	2	3	0.00
2	4	RUIZ de la CRUZ Gonzalo	-	1	2	3	0.00
2	7	QUINONES Jorge	-	1	2	3	0.00
2	9	GUERRA Carlos	-	-	2	2	0.00
2	21	MARTINEZ Jose	-	-	1	1	0.00
	5	RANGEL Jesus	-	-	-	-	
Team Totals			1	10	37	48	0.33

Team
Opponent Errors & Team Faults

18	1
----	---


Match Statistics

Estatísticas da partida / Statistiques du match

Match 17

P3

Match Duration: 1h06

Spectators: 5,472


ITA vs MEX
3 0


Team	Sets	1	2	3	Total
ITA	3	25	25	25	75
MEX	0	17	13	17	47
	Playing Time	18min	20min	22min	1h00


First Referee: di GIACOMO Arturo (BEL)

Second Referee: DUDEK Piotr (POL)

MEX - Mexico

Non-Scoring Dig	Rk	No.	Name	Digs	Faults	Receptions	Total Attempts	Avg. by Set	
	1	5	RANGEL Jesus	6	6	1	13	2.00	
	2	13	CORDOVA Samuel	2	-	2	4	0.67	
	3	10	RANGEL Pedro	1	7	2	10	0.33	
	3	7	QUINONES Jorge	1	2	3	6	0.33	
	3	11	BARAJAS Jorge	1	2	2	5	0.33	
	3	21	MARTINEZ Jose	1	-	1	2	0.33	
	3	6	PERALES Jesus Alberto	1	-	-	1	0.33	
	8	9	GUERRA Carlos	-	1	3	4	0.00	
	8	17	ORELLANA Nestor	-	2	2	4	0.00	
	8	4	RUIZ de la CRUZ Gonzalo	-	3	1	4	0.00	
	8	1	VARGAS Daniel	-	2	1	3	0.00	
	8	14	AGUILERA Tomas	-	-	1	1	0.00	
		Team Totals			13	25	19	57	4.33

Non-Scoring Set	Rk	No.	Name	Running Sets	Faults	Still Sets	Total Attempts	Avg. by Set	
	1	10	RANGEL Pedro	19	2	35	56	6.33	
	2	6	PERALES Jesus Alberto	3	-	7	10	1.00	
	3	4	RUIZ de la CRUZ Gonzalo	1	-	-	1	0.33	
	3	13	CORDOVA Samuel	1	-	-	1	0.33	
	5	5	RANGEL Jesus	-	-	4	4	0.00	
	5	14	AGUILERA Tomas	-	-	1	1	0.00	
		1	VARGAS Daniel	-	-	-	-	-	
		7	QUINONES Jorge	-	-	-	-	-	
		9	GUERRA Carlos	-	-	-	-	-	
		11	BARAJAS Jorge	-	-	-	-	-	
		17	ORELLANA Nestor	-	-	-	-	-	
		21	MARTINEZ Jose	-	-	-	-	-	
		Team Totals			24	2	47	73	8.00

Non-Scoring Reception	Rk	No.	Name	Excellents	Faults	Serve Receptions	Total Attempts	Succ. %	
	1	11	BARAJAS Jorge	8	1	9	18	44.44	
	2	5	RANGEL Jesus	6	1	10	17	35.29	
		9	GUERRA Carlos	3	-	9	12	-	
		4	RUIZ de la CRUZ Gonzalo	-	1	4	5	-	
		7	QUINONES Jorge	2	-	2	4	-	
		17	ORELLANA Nestor	-	-	1	1	-	
		21	MARTINEZ Jose	-	-	1	1	-	
		1	VARGAS Daniel	-	-	-	-	-	
		6	PERALES Jesus Alberto	-	-	-	-	-	
		10	RANGEL Pedro	-	-	-	-	-	
		13	CORDOVA Samuel	-	-	-	-	-	
		14	AGUILERA Tomas	-	-	-	-	-	
	Limit								
	25.00%				19	3	36	58	32.76

Legend: Avg. Average Eff. % Efficiency No. Shirt Number Rk Rank Succ.% Success %