


Match Statistics

Estatísticas da partida / Statistiques du match

Match 11

P3

Match Duration: 1h12

CUB vs EGY
 0 3

Spectators: 5,016

Team	Sets	1	2	3	Total
CUB	0	22	15	22	59
EGY	3	25	25	25	75
Playing Time		23min	18min	25min	1h06

First Referee: ESPICALSKY Rogerio (BRA)


Second Referee: CESPEDDES Denny (DOM)

CUB - Cuba

Scoring Spike

Limit
15.00%

Rk	No.	Name	Spikes	Faults	Shots	Total Attempts	Eff. %
1	4	JIMENEZ SCULL Javier	10	2	8	20	40.00
2	18	LOPEZ CASTRO Miguel Angel	7	3	6	16	25.00
	6	RENDON GONZALEZ Osniel Cecilio	4	5	1	10	
	2	MELGAREJO HERNANDEZ Osniel Lazaro	3	3	3	9	
	9	OSORIA RODRIGUEZ Livan	6	1	1	8	
	5	CONCEPCION ROJAS Javier Octavio	1	1	1	3	
	13	RIVERA SANCHEZ Mario Luis	-	-	1	1	
	1	GONZALEZ NICOLAS Yosvani	-	-	-	-	
	7	GARCIA ALVAREZ Yonder Roman	-	-	-	-	
	10	FERRER DELIS Darienn	-	-	-	-	
	17	ROJAS COHIMBRA Reinier	-	-	-	-	
	21	GOIDE ARREDONDO Adrian Eduardo	-	-	-	-	
Team Totals			31	15	21	67	23.88

Scoring Block


Rk	No.	Name	Kill Blocks	Faults	Rebounds	Total Attempts	Avg. by Set
1	9	OSORIA RODRIGUEZ Livan	2	3	4	9	0.67
1	5	CONCEPCION ROJAS Javier Octavio	2	4	-	6	0.67
3	2	MELGAREJO HERNANDEZ Osniel Lazaro	1	2	2	5	0.33
4	4	JIMENEZ SCULL Javier	-	2	3	5	0.00
4	21	GOIDE ARREDONDO Adrian Eduardo	-	3	1	4	0.00
4	6	RENDON GONZALEZ Osniel Cecilio	-	1	1	2	0.00
4	18	LOPEZ CASTRO Miguel Angel	-	-	1	1	0.00
	1	GONZALEZ NICOLAS Yosvani	-	-	-	-	
	7	GARCIA ALVAREZ Yonder Roman	-	-	-	-	
	10	FERRER DELIS Darienn	-	-	-	-	
	13	RIVERA SANCHEZ Mario Luis	-	-	-	-	
	17	ROJAS COHIMBRA Reinier	-	-	-	-	
Team Totals			5	15	12	32	1.67

Scoring Service


Rk	No.	Name	Aces	Faults	Serve Hits	Total Attempts	Avg. by Set
1	9	OSORIA RODRIGUEZ Livan	1	1	10	12	0.33
1	6	RENDON GONZALEZ Osniel Cecilio	1	1	5	7	0.33
1	5	CONCEPCION ROJAS Javier Octavio	1	1	4	6	0.33
4	21	GOIDE ARREDONDO Adrian Eduardo	-	-	13	13	0.00
4	4	JIMENEZ SCULL Javier	-	2	8	10	0.00
4	18	LOPEZ CASTRO Miguel Angel	-	3	2	5	0.00
4	2	MELGAREJO HERNANDEZ Osniel Lazaro	-	2	2	4	0.00
4	13	RIVERA SANCHEZ Mario Luis	-	1	2	3	0.00
	1	GONZALEZ NICOLAS Yosvani	-	-	-	-	
	7	GARCIA ALVAREZ Yonder Roman	-	-	-	-	
	10	FERRER DELIS Darienn	-	-	-	-	
	17	ROJAS COHIMBRA Reinier	-	-	-	-	
Team Totals			3	11	46	60	1.00

Team
Opponent Errors & Team Faults

20


Match Statistics

Estatísticas da partida / Statistiques du match

Match 11

P3

Match Duration: 1h12

Spectators: 5,016


CUB vs EGY
 0 3

Team	Sets	1	2	3	Total
CUB	0	22	15	22	59
EGY	3	25	25	25	75
Playing Time		23min	18min	25min	1h06

First Referee: ESPICALSKY Rogerio (BRA)

Second Referee: CESPEDES Denny (DOM)

CUB - Cuba

Non-Scoring Dig


Rk	No.	Name	Digs	Faults	Receptions	Total Attempts	Avg. by Set
1	7	GARCIA ALVAREZ Yonder Roman	3	7	6	16	1.00
2	4	JIMENEZ SCULL Javier	2	3	2	7	0.67
3	21	GOIDE ARREDONDO Adrian Eduardo	1	3	4	8	0.33
3	2	MELGAREJO HERNANDEZ Osniel Lazaro	1	1	1	3	0.33
3	6	RENDON GONZALEZ Osniel Cecilio	1	1	1	3	0.33
3	5	CONCEPCION ROJAS Javier Octavio	1	-	1	2	0.33
3	9	OSORIA RODRIGUEZ Livan	1	-	1	2	0.33
3	13	RIVERA SANCHEZ Mario Luis	1	-	-	1	0.33
9	18	LOPEZ CASTRO Miguel Angel	-	5	2	7	0.00
	1	GONZALEZ NICOLAS Yosvani	-	-	-	-	-
	10	FERRER DELIS Darienn	-	-	-	-	-
	17	ROJAS COHIMBRA Reinier	-	-	-	-	-
Team Totals			11	20	18	49	3.67

Non-Scoring Set


Rk	No.	Name	Running Sets	Faults	Still Sets	Total Attempts	Avg. by Set
1	21	GOIDE ARREDONDO Adrian Eduardo	25	3	28	56	8.33
2	7	GARCIA ALVAREZ Yonder Roman	1	-	2	3	0.33
2	4	JIMENEZ SCULL Javier	1	-	1	2	0.33
2	9	OSORIA RODRIGUEZ Livan	1	-	-	1	0.33
5	2	MELGAREJO HERNANDEZ Osniel Lazaro	-	-	2	2	0.00
5	5	CONCEPCION ROJAS Javier Octavio	-	1	-	1	0.00
	1	GONZALEZ NICOLAS Yosvani	-	-	-	-	-
	6	RENDON GONZALEZ Osniel Cecilio	-	-	-	-	-
	10	FERRER DELIS Darienn	-	-	-	-	-
	13	RIVERA SANCHEZ Mario Luis	-	-	-	-	-
	17	ROJAS COHIMBRA Reinier	-	-	-	-	-
	18	LOPEZ CASTRO Miguel Angel	-	-	-	-	-
Team Totals			28	4	33	65	9.33

Non-Scoring Reception

Limit 25.00%

Rk	No.	Name	Excellents	Faults	Serve Receptions	Total Attempts	Succ. %
1	7	GARCIA ALVAREZ Yonder Roman	6	3	7	16	37.50
2	2	MELGAREJO HERNANDEZ Osniel Lazaro	7	3	18	28	25.00
	4	JIMENEZ SCULL Javier	-	2	5	7	-
	13	RIVERA SANCHEZ Mario Luis	2	-	4	6	-
	18	LOPEZ CASTRO Miguel Angel	-	1	1	2	-
	21	GOIDE ARREDONDO Adrian Eduardo	-	1	-	1	-
	1	GONZALEZ NICOLAS Yosvani	-	-	-	-	-
	5	CONCEPCION ROJAS Javier Octavio	-	-	-	-	-
	6	RENDON GONZALEZ Osniel Cecilio	-	-	-	-	-
	9	OSORIA RODRIGUEZ Livan	-	-	-	-	-
	10	FERRER DELIS Darienn	-	-	-	-	-
	17	ROJAS COHIMBRA Reinier	-	-	-	-	-
Team Totals			15	10	35	60	25.00


Match Statistics

Estatísticas da partida / Statistiques du match

Match 11

P3

Match Duration: 1h12

CUB vs EGY
 0 3

Spectators: 5,016

Team	Sets	1	2	3	Total
CUB	0	22	15	22	59
EGY	3	25	25	25	75
Playing Time		23min	18min	25min	1h06

First Referee: ESPICALSKY Rogerio (BRA)


Second Referee: CESPEDES Denny (DOM)

EGY - Egypt

Scoring Spike

Limit
15.00%

Rk	No.	Name	Spikes	Faults	Shots	Total Attempts	Eff. %
1	4	ABDELHAY Ahmed	15	1	9	25	56.00
2	13	MONEIM Badawy Mohamed	7	3	4	14	28.57
3	3	ABOU Abd Elhalim Mohamed	6	3	3	12	25.00
	11	AFIFI Ahmed	4	4	3	11	
	12	ABDALLA Hossam	1	-	2	3	
	6	ABDELREHIM Mamdouh	1	1	1	3	
	14	HASSAN Omar	1	-	-	1	
	7	ABOUELHASSAN Ashraf	-	-	-	-	
	8	THAKIL Mohamed	-	-	-	-	
	10	MASOUD Mohamed	-	-	-	-	
	15	EL KOTB Ahmed	-	-	-	-	
	22	ABDELAAL Ahmed	-	-	-	-	
Team Totals			35	12	22	69	33.33

Scoring Block


Rk	No.	Name	Kill Blocks	Faults	Rebounds	Total Attempts	Avg. by Set
1	13	MONEIM Badawy Mohamed	2	2	2	6	0.67
1	4	ABDELHAY Ahmed	2	2	-	4	0.67
3	6	ABDELREHIM Mamdouh	1	2	4	7	0.33
3	12	ABDALLA Hossam	1	1	3	5	0.33
3	11	AFIFI Ahmed	1	-	1	2	0.33
3	14	HASSAN Omar	1	1	-	2	0.33
7	3	ABOU Abd Elhalim Mohamed	-	6	-	6	0.00
7	7	ABOUELHASSAN Ashraf	-	-	2	2	0.00
	8	THAKIL Mohamed	-	-	-	-	
	10	MASOUD Mohamed	-	-	-	-	
	15	EL KOTB Ahmed	-	-	-	-	
	22	ABDELAAL Ahmed	-	-	-	-	
Team Totals			8	14	12	34	2.67

Scoring Service


Rk	No.	Name	Aces	Faults	Serve Hits	Total Attempts	Avg. by Set
1	4	ABDELHAY Ahmed	3	4	6	13	1.00
1	11	AFIFI Ahmed	3	1	7	11	1.00
3	3	ABOU Abd Elhalim Mohamed	2	-	11	13	0.67
4	12	ABDALLA Hossam	1	3	8	12	0.33
4	13	MONEIM Badawy Mohamed	1	-	9	10	0.33
6	6	ABDELREHIM Mamdouh	-	-	10	10	0.00
6	7	ABOUELHASSAN Ashraf	-	1	2	3	0.00
6	14	HASSAN Omar	-	1	1	2	0.00
	8	THAKIL Mohamed	-	-	-	-	
	10	MASOUD Mohamed	-	-	-	-	
	15	EL KOTB Ahmed	-	-	-	-	
	22	ABDELAAL Ahmed	-	-	-	-	
Team Totals			10	10	54	74	3.33

Team
Opponent Errors & Team Faults

	22
--	-----------


Match Statistics

Estatísticas da partida / Statistiques du match

Match 11

P3

Match Duration: 1h12

Spectators: 5,016


CUB vs EGY
 0 3

Team	Sets	1	2	3	Total
CUB	0	22	15	22	59
EGY	3	25	25	25	75
	Playing Time	23min	18min	25min	1h06

First Referee: ESPICALSKY Rogerio (BRA)

Second Referee: CESPEDES Denny (DOM)

EGY - Egypt

Non-Scoring Dig


Rk	No.	Name	Digs	Faults	Receptions	Total Attempts	Avg. by Set
1	13	MONEIM Badawy Mohamed	5	-	4	9	1.67
2	4	ABDELHAY Ahmed	4	2	-	6	1.33
3	22	ABDELAAL Ahmed	3	4	-	7	1.00
4	12	ABDALLA Hossam	2	4	1	7	0.67
4	3	ABOU Abd Elhalim Mohamed	2	2	-	4	0.67
4	6	ABDELREHIM Mamdouh	2	1	-	3	0.67
4	7	ABOUELHASSAN Ashraf	2	-	-	2	0.67
8	14	HASSAN Omar	1	1	-	2	0.33
9	11	AFIFI Ahmed	-	3	1	4	0.00
	8	THAKIL Mohamed	-	-	-	-	-
	10	MASOUD Mohamed	-	-	-	-	-
	15	EL KOTB Ahmed	-	-	-	-	-
Team Totals			21	17	6	44	7.00

Non-Scoring Set


Rk	No.	Name	Running Sets	Faults	Still Sets	Total Attempts	Avg. by Set
1	12	ABDALLA Hossam	23	1	20	44	7.67
2	7	ABOUELHASSAN Ashraf	7	-	4	11	2.33
3	22	ABDELAAL Ahmed	1	1	3	5	0.33
3	11	AFIFI Ahmed	1	-	-	1	0.33
5	3	ABOU Abd Elhalim Mohamed	-	1	-	1	0.00
	4	ABDELHAY Ahmed	-	-	-	-	-
	6	ABDELREHIM Mamdouh	-	-	-	-	-
	8	THAKIL Mohamed	-	-	-	-	-
	10	MASOUD Mohamed	-	-	-	-	-
	13	MONEIM Badawy Mohamed	-	-	-	-	-
	14	HASSAN Omar	-	-	-	-	-
	15	EL KOTB Ahmed	-	-	-	-	-
Team Totals			32	3	27	62	10.67

Non-Scoring Reception

Limit 25.00%

Rk	No.	Name	Excellents	Faults	Serve Receptions	Total Attempts	Succ. %
1	13	MONEIM Badawy Mohamed	18	-	7	25	72.00
	11	AFIFI Ahmed	5	1	4	10	
	22	ABDELAAL Ahmed	6	-	2	8	
	14	HASSAN Omar	2	-	-	2	
	12	ABDALLA Hossam	-	1	-	1	
	3	ABOU Abd Elhalim Mohamed	-	-	-	-	
	4	ABDELHAY Ahmed	-	-	-	-	
	6	ABDELREHIM Mamdouh	-	-	-	-	
	7	ABOUELHASSAN Ashraf	-	-	-	-	
	8	THAKIL Mohamed	-	-	-	-	
	10	MASOUD Mohamed	-	-	-	-	
	15	EL KOTB Ahmed	-	-	-	-	
Team Totals			31	2	13	46	67.39

Legend:	Avg.	Eff. %	No.	Rk	Succ. %
	Average	Efficiency	Shirt Number	Rank	Success %