


**Match Statistics**

Estatísticas da partida / Statistiques du match

Match 10

**P3**

Match Duration: 2h16

Spectators: 7,227

**POL vs IRI**  
**3 2**

Team	Sets	1	2	3	4	5	Total
<b>POL</b>	<b>3</b>	25	25	23	20	18	111
<b>IRI</b>	<b>2</b>	17	23	25	25	16	106
<b>Playing Time</b>		21min	26min	25min	30min	22min	2h04

First Referee: TURCI Paulo (BRA)


Second Referee: RODRIGUEZ Susana (ESP)

**POL - Poland**

Scoring Spike

<b>Limit</b>
<b>15.00%</b>

Rk	No.	Name	Spikes	Faults	Shots	Total Attempts	Eff. %
1	13	KUBIAK Michal	13	3	9	25	40.00
2	6	KUREK Bartosz	21	8	10	39	33.33
	21	BUSZEK Rafal	5	2	10	17	
	20	MIKA Mateusz	5	1	10	16	
	23	BIENIEK Mateusz	9	2	3	14	
	7	KLOS Karol	9	3	2	14	
	12	LOMACZ Grzegorz	1	-	1	2	
	3	KONARSKI Dawid	1	-	-	1	
	1	NOWAKOWSKI Piotr	-	-	-	-	
	11	DRZYZGA Fabian	-	-	-	-	
	17	ZATORSKI Pawel	-	-	-	-	
	22	BEDNORZ Bartosz	-	-	-	-	
<b>Team Totals</b>			<b>64</b>	<b>19</b>	<b>45</b>	<b>128</b>	<b>35.16</b>

Scoring Block


Rk	No.	Name	Kill Blocks	Faults	Rebounds	Total Attempts	Avg. by Set
1	13	KUBIAK Michal	4	3	2	9	0.80
2	7	KLOS Karol	2	9	7	18	0.40
3	23	BIENIEK Mateusz	1	5	5	11	0.20
3	6	KUREK Bartosz	1	6	4	11	0.20
3	12	LOMACZ Grzegorz	1	1	4	6	0.20
3	21	BUSZEK Rafal	1	1	1	3	0.20
7	20	MIKA Mateusz	-	1	1	2	0.00
	1	NOWAKOWSKI Piotr	-	-	-	-	
	3	KONARSKI Dawid	-	-	-	-	
	11	DRZYZGA Fabian	-	-	-	-	
	17	ZATORSKI Pawel	-	-	-	-	
	22	BEDNORZ Bartosz	-	-	-	-	
<b>Team Totals</b>			<b>10</b>	<b>26</b>	<b>24</b>	<b>60</b>	<b>2.00</b>

Scoring Service


Rk	No.	Name	Aces	Faults	Serve Hits	Total Attempts	Avg. by Set
1	23	BIENIEK Mateusz	2	7	14	23	0.40
1	12	LOMACZ Grzegorz	2	2	14	18	0.40
3	6	KUREK Bartosz	1	4	13	18	0.20
3	7	KLOS Karol	1	5	11	17	0.20
3	13	KUBIAK Michal	1	4	11	16	0.20
6	21	BUSZEK Rafal	-	3	10	13	0.00
6	20	MIKA Mateusz	-	1	4	5	0.00
	1	NOWAKOWSKI Piotr	-	-	-	-	
	3	KONARSKI Dawid	-	-	-	-	
	11	DRZYZGA Fabian	-	-	-	-	
	17	ZATORSKI Pawel	-	-	-	-	
	22	BEDNORZ Bartosz	-	-	-	-	
<b>Team Totals</b>			<b>7</b>	<b>26</b>	<b>77</b>	<b>110</b>	<b>1.40</b>

Team
<b>Opponent Errors &amp; Team Faults</b>

	<b>30</b>	<b>2</b>
--	-----------	----------


**Match Statistics**

Estatísticas da partida / Statistiques du match

Match 10

**P3**

Match Duration: 2h16

Spectators: 7,227


**POL vs IRI**  
**3 2**

Team	Sets	1	2	3	4	5	Total
<b>POL</b>	<b>3</b>	25	25	23	20	18	111
<b>IRI</b>	<b>2</b>	17	23	25	25	16	106
	<b>Playing Time</b>	21min	26min	25min	30min	22min	2h04

First Referee: TURCI Paulo (BRA)

Second Referee: RODRIGUEZ Susana (ESP)

**POL - Poland**

Non-Scoring Dig


Rk	No.	Name	Digs	Faults	Receptions	Total Attempts	Avg. by Set
1	13	KUBIAK Michal	3	7	16	26	0.60
2	17	ZATORSKI Pawel	2	5	11	18	0.40
2	6	KUREK Bartosz	2	3	6	11	0.40
4	7	KLOS Karol	1	3	3	7	0.20
4	21	BUSZEK Rafal	1	3	1	5	0.20
4	23	BIENIEK Mateusz	1	2	1	4	0.20
7	20	MIKA Mateusz	-	3	7	10	0.00
7	12	LOMACZ Grzegorz	-	3	4	7	0.00
	1	NOWAKOWSKI Piotr	-	-	-	-	-
	3	KONARSKI Dawid	-	-	-	-	-
	11	DRZYZGA Fabian	-	-	-	-	-
	22	BEDNORZ Bartosz	-	-	-	-	-
<b>Team Totals</b>			10	29	49	88	2.00

Non-Scoring Set


Rk	No.	Name	Running Sets	Faults	Still Sets	Total Attempts	Avg. by Set
1	12	LOMACZ Grzegorz	53	-	54	107	10.60
2	13	KUBIAK Michal	4	-	4	8	0.80
3	17	ZATORSKI Pawel	1	-	1	2	0.20
3	21	BUSZEK Rafal	1	-	-	1	0.20
5	7	KLOS Karol	-	-	1	1	0.00
5	20	MIKA Mateusz	-	-	1	1	0.00
	1	NOWAKOWSKI Piotr	-	-	-	-	-
	3	KONARSKI Dawid	-	-	-	-	-
	6	KUREK Bartosz	-	-	-	-	-
	11	DRZYZGA Fabian	-	-	-	-	-
	22	BEDNORZ Bartosz	-	-	-	-	-
	23	BIENIEK Mateusz	-	-	-	-	-
<b>Team Totals</b>			59	-	61	120	11.80

Non-Scoring Reception

<b>Limit</b>
25.00%

Rk	No.	Name	Excellents	Faults	Serve Receptions	Total Attempts	Succ. %
1	21	BUSZEK Rafal	12	1	8	21	57.14
2	13	KUBIAK Michal	18	1	13	32	56.25
	17	ZATORSKI Pawel	11	-	8	19	-
	20	MIKA Mateusz	4	-	5	9	-
	6	KUREK Bartosz	-	-	1	1	-
	12	LOMACZ Grzegorz	-	-	1	1	-
	23	BIENIEK Mateusz	-	-	1	1	-
	1	NOWAKOWSKI Piotr	-	-	-	-	-
	3	KONARSKI Dawid	-	-	-	-	-
	7	KLOS Karol	-	-	-	-	-
	11	DRZYZGA Fabian	-	-	-	-	-
	22	BEDNORZ Bartosz	-	-	-	-	-
<b>Team Totals</b>			45	2	37	84	53.57


**Match Statistics**

Estatísticas da partida / Statistiques du match

Match 10

**P3**

Match Duration: 2h16

Spectators: 7,227

**POL vs IRI**  
**3 2**

Team	Sets	1	2	3	4	5	Total
<b>POL</b>	<b>3</b>	25	25	23	20	18	111
<b>IRI</b>	<b>2</b>	17	23	25	25	16	106
<b>Playing Time</b>		21min	26min	25min	30min	22min	2h04

First Referee: TURCI Paulo (BRA)


Second Referee: RODRIGUEZ Susana (ESP)

**IRI - IR Iran**

Scoring Spike

<b>Limit</b>
<b>15.00%</b>

Rk	No.	Name	Spikes	Faults	Shots	Total Attempts	Eff. %
1	2	EBADIPOUR GHARA H. Milad	14	3	10	27	40.74
2	1	MAHMOUDI Shahram	15	9	13	37	16.22
3	5	GHAEMI Farhad	7	4	9	20	15.00
6		MOUSAVI ERAGHI Seyed Mohammad	10	2	2	14	
15		SHARIFAT Mostafa	4	-	4	8	
9		GHOLAMI Adel	1	1	4	6	
10		GHAFOUR Amir	3	1	2	6	
7		ZARINI Hamzeh	2	-	-	2	
4		MAROUFLAKRANI Mir Saeid	-	-	1	1	
12		MIRZAJANPOUR M. Mojtaba	-	-	-	-	
13		MAHDAVI Mehdi	-	-	-	-	
19		MARANDI Mahdi	-	-	-	-	
<b>Team Totals</b>			<b>56</b>	<b>20</b>	<b>45</b>	<b>121</b>	<b>29.75</b>

Scoring Block


Rk	No.	Name	Kill Blocks	Faults	Rebounds	Total Attempts	Avg. by Set
1	6	MOUSAVI ERAGHI Seyed Mohammad	8	8	11	27	1.60
2	4	MAROUFLAKRANI Mir Saeid	1	2	8	11	0.20
2	9	GHOLAMI Adel	1	5	4	10	0.20
2	1	MAHMOUDI Shahram	1	2	3	6	0.20
2	2	EBADIPOUR GHARA H. Milad	1	2	3	6	0.20
2	5	GHAEMI Farhad	1	1	3	5	0.20
7	15	SHARIFAT Mostafa	-	3	3	6	0.00
7	10	GHAFOUR Amir	-	2	-	2	0.00
7	13	MAHDAVI Mehdi	-	1	-	1	0.00
7		ZARINI Hamzeh	-	-	-	-	
12		MIRZAJANPOUR M. Mojtaba	-	-	-	-	
19		MARANDI Mahdi	-	-	-	-	
<b>Team Totals</b>			<b>13</b>	<b>26</b>	<b>35</b>	<b>74</b>	<b>2.60</b>

Scoring Service


Rk	No.	Name	Aces	Faults	Serve Hits	Total Attempts	Avg. by Set
1	5	GHAEMI Farhad	1	3	13	17	0.20
1	9	GHOLAMI Adel	1	2	12	15	0.20
3	2	EBADIPOUR GHARA H. Milad	-	4	14	18	0.00
3	1	MAHMOUDI Shahram	-	2	11	13	0.00
3	4	MAROUFLAKRANI Mir Saeid	-	1	11	12	0.00
3	6	MOUSAVI ERAGHI Seyed Mohammad	-	3	8	11	0.00
3	15	SHARIFAT Mostafa	-	1	8	9	0.00
3	13	MAHDAVI Mehdi	-	1	7	8	0.00
3	7	ZARINI Hamzeh	-	1	2	3	0.00
3	10	GHAFOUR Amir	-	-	1	1	0.00
12		MIRZAJANPOUR M. Mojtaba	-	-	-	-	
19		MARANDI Mahdi	-	-	-	-	
<b>Team Totals</b>			<b>2</b>	<b>18</b>	<b>87</b>	<b>107</b>	<b>0.40</b>

Team
<b>Opponent Errors &amp; Team Faults</b>

	<b>35</b>	<b>1</b>
--	-----------	----------


**Match Statistics**

Estatísticas da partida / Statistiques du match

Match 10

**P3**

Match Duration: 2h16

Spectators: 7,227


**POL vs IRI**  
**3 2**

Team	Sets	1	2	3	4	5	Total
<b>POL</b>	<b>3</b>	25	25	23	20	18	111
<b>IRI</b>	<b>2</b>	17	23	25	25	16	106
<b>Playing Time</b>		21min	26min	25min	30min	22min	2h04

First Referee: TURCI Paulo (BRA)

Second Referee: RODRIGUEZ Susana (ESP)

**IRI - IR Iran**

Non-Scoring Dig


Rk	No.	Name	Digs	Faults	Receptions	Total Attempts	Avg. by Set
1	19	MARANDI Mahdi	6	7	2	15	1.20
2	1	MAHMOUDI Shahram	3	4	7	14	0.60
3	4	MAROUFLAKRANI Mir Saeid	2	6	5	13	0.40
3	5	GHAEMI Farhad	2	3	3	8	0.40
5	10	GHAFOUR Amir	1	1	2	4	0.20
5	9	GHOLAMI Adel	1	-	1	2	0.20
5	7	ZARINI Hamzeh	1	-	-	1	0.20
8	2	EBADIPOUR GHARA H. Milad	-	10	10	20	0.00
8	13	MAHDAVI Mehdi	-	4	2	6	0.00
8	6	MOUSAVI ERAGHI Seyed Mohammad	-	2	3	5	0.00
8	15	SHARIFAT Mostafa	-	-	1	1	0.00
	12	MIRZAJANPOUR M. Mojtaba	-	-	-	-	-
<b>Team Totals</b>			16	37	36	89	3.20

Non-Scoring Set


Rk	No.	Name	Running Sets	Faults	Still Sets	Total Attempts	Avg. by Set
1	4	MAROUFLAKRANI Mir Saeid	33	1	36	70	6.60
2	13	MAHDAVI Mehdi	10	-	9	19	2.00
3	19	MARANDI Mahdi	3	-	2	5	0.60
4	1	MAHMOUDI Shahram	1	-	1	2	0.20
4	2	EBADIPOUR GHARA H. Milad	1	-	1	2	0.20
4	5	GHAEMI Farhad	1	-	-	1	0.20
4	9	GHOLAMI Adel	1	-	-	1	0.20
8	15	SHARIFAT Mostafa	-	-	1	1	0.00
	6	MOUSAVI ERAGHI Seyed Mohammad	-	-	-	-	-
	7	ZARINI Hamzeh	-	-	-	-	-
	10	GHAFOUR Amir	-	-	-	-	-
	12	MIRZAJANPOUR M. Mojtaba	-	-	-	-	-
<b>Team Totals</b>			50	1	50	101	10.00

Non-Scoring Reception

<b>Limit</b>
<b>25.00%</b>

Rk	No.	Name	Excellents	Faults	Serve Receptions	Total Attempts	Succ. %
1	2	EBADIPOUR GHARA H. Milad	13	1	16	30	43.33
2	19	MARANDI Mahdi	11	4	13	28	39.29
	5	GHAEMI Farhad	8	-	4	12	-
	7	ZARINI Hamzeh	-	1	1	2	-
	1	MAHMOUDI Shahram	-	-	1	1	-
	4	MAROUFLAKRANI Mir Saeid	-	-	1	1	-
	6	MOUSAVI ERAGHI Seyed Mohammad	-	-	1	1	-
	10	GHAFOUR Amir	-	-	1	1	-
	9	GHOLAMI Adel	-	-	-	-	-
	12	MIRZAJANPOUR M. Mojtaba	-	-	-	-	-
	13	MAHDAVI Mehdi	-	-	-	-	-
	15	SHARIFAT Mostafa	-	-	-	-	-
<b>Team Totals</b>			32	6	38	76	42.11

Legend:

Avg. Average    Eff. % Efficiency    No. Shirt Number    Rk Rank    Succ.% Success %