


Match Statistics

Estatísticas da partida / Statistiques du match

Match 8

P3

Match Duration: 1h06

FRA vs MEX

Spectators: 6,625

3 0

Team	Sets	1	2	3	Total
FRA	3	25	25	25	75
MEX	0	18	12	22	52
	Playing Time	19min	18min	23min	1h00

First Referee: LIU Jiang (CHN)


Second Referee: BOUDAYA Taoufik (TUN)

FRA - France

Scoring Spike

Limit
15.00%

Rk	No.	Name	Spikes	Faults	Shots	Total Attempts	Eff. %
1	7	TILLIE Kevin	8	-	3	11	72.73
2	4	ROUZIER Antonin	11	3	4	18	44.44
3	9	NGAPETH Earvin	11	5	2	18	33.33
	14	le GOFF Nicolas	7	-	2	9	
	10	le ROUX Kevin	3	-	3	6	
	2	GREBENNIKOV Jenia	-	-	-	-	
	5	CLEVENOT Trevor	-	-	-	-	
	6	TONIUTTI Benjamin	-	-	-	-	
	13	PUJOL Pierre	-	-	-	-	
	16	MARECHAL Nicolas	-	-	-	-	
	17	LAFITTE Franck	-	-	-	-	
	18	ROSSARD Thibault	-	-	-	-	
Team Totals			40	8	14	62	51.61

Scoring Block


Rk	No.	Name	Kill Blocks	Faults	Rebounds	Total Attempts	Avg. by Set
1	6	TONIUTTI Benjamin	3	3	4	10	1.00
2	4	ROUZIER Antonin	1	5	2	8	0.33
2	14	le GOFF Nicolas	1	2	2	5	0.33
2	9	NGAPETH Earvin	1	1	1	3	0.33
2	7	TILLIE Kevin	1	-	-	1	0.33
6	10	le ROUX Kevin	-	2	1	3	0.00
	2	GREBENNIKOV Jenia	-	-	-	-	
	5	CLEVENOT Trevor	-	-	-	-	
	13	PUJOL Pierre	-	-	-	-	
	16	MARECHAL Nicolas	-	-	-	-	
	17	LAFITTE Franck	-	-	-	-	
	18	ROSSARD Thibault	-	-	-	-	
Team Totals			7	13	10	30	2.33

Scoring Service


Rk	No.	Name	Aces	Faults	Serve Hits	Total Attempts	Avg. by Set
1	9	NGAPETH Earvin	1	2	14	17	0.33
1	4	ROUZIER Antonin	1	3	8	12	0.33
1	10	le ROUX Kevin	1	4	6	11	0.33
1	6	TONIUTTI Benjamin	1	1	7	9	0.33
5	14	le GOFF Nicolas	-	1	13	14	0.00
5	7	TILLIE Kevin	-	1	10	11	0.00
	2	GREBENNIKOV Jenia	-	-	-	-	
	5	CLEVENOT Trevor	-	-	-	-	
	13	PUJOL Pierre	-	-	-	-	
	16	MARECHAL Nicolas	-	-	-	-	
	17	LAFITTE Franck	-	-	-	-	
	18	ROSSARD Thibault	-	-	-	-	
Team Totals			4	12	58	74	1.33

Team
Opponent Errors & Team Faults

24


Match Statistics

Estatísticas da partida / Statistiques du match

Match 8

P3
FRA vs MEX
3 0

Match Duration: 1h06


Spectators: 6,625


Team	Sets	1	2	3	Total
FRA	3	25	25	25	75
MEX	0	18	12	22	52
Playing Time		19min	18min	23min	1h00


First Referee: LIU Jiang (CHN)

Second Referee: BOUDAYA Taoufik (TUN)

FRA - France

Non-Scoring Dig	Rk	No.	Name	Digs	Faults	Receptions	Total Attempts	Avg. by Set	
	1	7	TILLIE Kevin	5	3	-	8	1.67	
	2	9	NGAPETH Earvin	3	1	4	8	1.00	
	3	2	GREBENNIKOV Jenia	2	2	2	6	0.67	
	4	6	TONIUTTI Benjamin	1	5	3	9	0.33	
	4	4	ROUZIER Antonin	1	4	3	8	0.33	
	4	14	le GOFF Nicolas	1	-	1	2	0.33	
	4	10	le ROUX Kevin	1	1	-	2	0.33	
		5	CLEVENOT Trevor	-	-	-	-	-	
		13	PUJOL Pierre	-	-	-	-	-	
		16	MARECHAL Nicolas	-	-	-	-	-	
		17	LAFITTE Franck	-	-	-	-	-	
		18	ROSSARD Thibault	-	-	-	-	-	
	Team Totals				14	16	13	43	4.67

Non-Scoring Set	Rk	No.	Name	Running Sets	Faults	Still Sets	Total Attempts	Avg. by Set
	1	6	TONIUTTI Benjamin	35	-	18	53	11.67
	2	7	TILLIE Kevin	2	-	-	2	0.67
	3	2	GREBENNIKOV Jenia	1	-	-	1	0.33
	4	9	NGAPETH Earvin	-	-	1	1	0.00
		4	ROUZIER Antonin	-	-	-	-	-
		5	CLEVENOT Trevor	-	-	-	-	-
		10	le ROUX Kevin	-	-	-	-	-
		13	PUJOL Pierre	-	-	-	-	-
		14	le GOFF Nicolas	-	-	-	-	-
		16	MARECHAL Nicolas	-	-	-	-	-
		17	LAFITTE Franck	-	-	-	-	-
		18	ROSSARD Thibault	-	-	-	-	-
	Team Totals				38		19	57

Non-Scoring Reception	Rk	No.	Name	Excellents	Faults	Serve Receptions	Total Attempts	Succ. %	
	1	2	GREBENNIKOV Jenia	10	-	8	18	55.56	
	2	9	NGAPETH Earvin	5	1	7	13	38.46	
		7	TILLIE Kevin	6	-	3	9		
		4	ROUZIER Antonin	-	-	-	-	-	
		5	CLEVENOT Trevor	-	-	-	-	-	
		6	TONIUTTI Benjamin	-	-	-	-	-	
		10	le ROUX Kevin	-	-	-	-	-	
		13	PUJOL Pierre	-	-	-	-	-	
		14	le GOFF Nicolas	-	-	-	-	-	
		16	MARECHAL Nicolas	-	-	-	-	-	
		17	LAFITTE Franck	-	-	-	-	-	
		18	ROSSARD Thibault	-	-	-	-	-	
	Limit								
	25.00%				21	1	18	40	52.50


Match Statistics

Estatísticas da partida / Statistiques du match

Match 8

P3

Match Duration: 1h06

FRA vs MEX

Spectators: 6,625

3 0

Team	Sets	1	2	3	Total
FRA	3	25	25	25	75
MEX	0	18	12	22	52
Playing Time		19min	18min	23min	1h00

First Referee: LIU Jiang (CHN)


Second Referee: BOUDAYA Taoufik (TUN)

MEX - Mexico

Scoring Spike

Limit
15.00%

Rk	No.	Name	Spikes	Faults	Shots	Total Attempts	Eff. %
1	11	BARAJAS Jorge	8	2	1	11	54.55
2	9	GUERRA Carlos	6	5	6	17	5.88
3	1	VARGAS Daniel	8	7	5	20	5.00
	13	CORDOVA Samuel	6	1	1	8	
	14	AGUILERA Tomas	1	-	5	6	
	4	RUIZ de la CRUZ Gonzalo	1	1	3	5	
	10	RANGEL Pedro	1	-	2	3	
	7	QUINONES Jorge	-	1	2	3	
	5	RANGEL Jesus	-	-	-	-	
	6	PERALES Jesus Alberto	-	-	-	-	
	17	ORELLANA Nestor	-	-	-	-	
	21	MARTINEZ Jose	-	-	-	-	
Team Totals			31	17	25	73	19.18

Scoring Block


Rk	No.	Name	Kill Blocks	Faults	Rebounds	Total Attempts	Avg. by Set
1	11	BARAJAS Jorge	2	2	-	4	0.67
2	13	CORDOVA Samuel	1	7	1	9	0.33
3	14	AGUILERA Tomas	-	6	-	6	0.00
3	10	RANGEL Pedro	-	2	3	5	0.00
3	1	VARGAS Daniel	-	3	1	4	0.00
3	7	QUINONES Jorge	-	-	1	1	0.00
3	4	RUIZ de la CRUZ Gonzalo	-	1	-	1	0.00
3	9	GUERRA Carlos	-	1	-	1	0.00
	5	RANGEL Jesus	-	-	-	-	
	6	PERALES Jesus Alberto	-	-	-	-	
	17	ORELLANA Nestor	-	-	-	-	
	21	MARTINEZ Jose	-	-	-	-	
Team Totals			3	22	6	31	1.00

Scoring Service


Rk	No.	Name	Aces	Faults	Serve Hits	Total Attempts	Avg. by Set
1	11	BARAJAS Jorge	1	1	5	7	0.33
2	1	VARGAS Daniel	-	3	7	10	0.00
2	10	RANGEL Pedro	-	3	5	8	0.00
2	13	CORDOVA Samuel	-	3	5	8	0.00
2	14	AGUILERA Tomas	-	-	6	6	0.00
2	9	GUERRA Carlos	-	2	3	5	0.00
2	7	QUINONES Jorge	-	-	3	3	0.00
2	17	ORELLANA Nestor	-	-	3	3	0.00
2	4	RUIZ de la CRUZ Gonzalo	-	-	2	2	0.00
2	6	PERALES Jesus Alberto	-	1	-	1	0.00
	5	RANGEL Jesus	-	-	-	-	
	21	MARTINEZ Jose	-	-	-	-	
Team Totals			1	13	39	53	0.33

Team

Opponent Errors & Team Faults 17


Match Statistics

Estatísticas da partida / Statistiques du match

Match 8

P3

Match Duration: 1h06

FRA vs MEX

Spectators: 6,625


3 0


Team	Sets	1	2	3	Total
FRA	3	25	25	25	75
MEX	0	18	12	22	52
	Playing Time	19min	18min	23min	1h00


First Referee: LIU Jiang (CHN)

Second Referee: BOUDAYA Taoufik (TUN)

MEX - Mexico

Non-Scoring Dig	Rk	No.	Name	Digs	Faults	Receptions	Total Attempts	Avg. by Set	
	1	5	RANGEL Jesus	2	4	1	7	0.67	
	1	7	QUINONES Jorge	2	1	-	3	0.67	
	3	1	VARGAS Daniel	1	5	3	9	0.33	
	3	11	BARAJAS Jorge	1	3	2	6	0.33	
	3	13	CORDOVA Samuel	1	1	2	4	0.33	
	3	9	GUERRA Carlos	1	1	1	3	0.33	
	7	10	RANGEL Pedro	-	3	3	6	0.00	
	7	14	AGUILERA Tomas	-	-	2	2	0.00	
		4	RUIZ de la CRUZ Gonzalo	-	-	-	-	-	
		6	PERALES Jesus Alberto	-	-	-	-	-	
		17	ORELLANA Nestor	-	-	-	-	-	
		21	MARTINEZ Jose	-	-	-	-	-	
		Team Totals			8	18	14	40	2.67

Non-Scoring Set	Rk	No.	Name	Running Sets	Faults	Still Sets	Total Attempts	Avg. by Set
	1	10	RANGEL Pedro	23	1	32	56	7.67
	2	6	PERALES Jesus Alberto	3	-	2	5	1.00
	3	1	VARGAS Daniel	1	-	-	1	0.33
	3	11	BARAJAS Jorge	1	-	-	1	0.33
	5	5	RANGEL Jesus	-	-	4	4	0.00
	5	7	QUINONES Jorge	-	-	1	1	0.00
	5	13	CORDOVA Samuel	-	-	1	1	0.00
		4	RUIZ de la CRUZ Gonzalo	-	-	-	-	-
		9	GUERRA Carlos	-	-	-	-	-
		14	AGUILERA Tomas	-	-	-	-	-
		17	ORELLANA Nestor	-	-	-	-	-
		21	MARTINEZ Jose	-	-	-	-	-
		Team Totals			28	1	40	69

Non-Scoring Reception	Rk	No.	Name	Excellents	Faults	Serve Receptions	Total Attempts	Succ. %
	1	5	RANGEL Jesus	12	2	4	18	66.67
	2	11	BARAJAS Jorge	8	-	7	15	53.33
	3	9	GUERRA Carlos	4	-	11	15	26.67
		7	QUINONES Jorge	4	-	-	4	-
		4	RUIZ de la CRUZ Gonzalo	1	2	1	4	-
		1	VARGAS Daniel	-	-	1	1	-
		10	RANGEL Pedro	-	-	1	1	-
		13	CORDOVA Samuel	1	-	-	1	-
		6	PERALES Jesus Alberto	-	-	-	-	-
		14	AGUILERA Tomas	-	-	-	-	-
		17	ORELLANA Nestor	-	-	-	-	-
		21	MARTINEZ Jose	-	-	-	-	-
		Team Totals			30	4	25	59

Limit
 25.00%

Legend:	Avg.	Eff. %	No.	Rk	Succ. %
Average	Efficiency	Shirt Number	Rank	Success %	