


Match Statistics

Estatísticas da partida / Statistiques du match

Match 5

P3

Match Duration: 1h45

RUS vs CUB

Spectators: 6,287

3 1

Team	Sets	1	2	3	4	Total
RUS	3	25	25	22	25	97
CUB	1	17	19	25	18	79
	Playing Time	22min	25min	25min	24min	1h36

First Referee: SIMONOVIC Vladimir (SRB)


Second Referee: ESPICALSKY Rogerio (BRA)

RUS - Russia

Scoring Spike

Limit
15.00%

Rk	No.	Name	Spikes	Faults	Shots	Total Attempts	Eff. %
1	8	TETYUKHIN Sergey	7	2	4	13	38.46
2	19	KLIUKA Egor	8	1	10	19	36.84
3	17	MIKHAYLOV Maxim	13	4	8	25	36.00
	18	VOLKOV Alexander	6	-	3	9	
	14	VOLVICH Artem	5	-	1	6	
	7	VOLKOV Dimitry	4	2	-	6	
	5	GRANKIN Sergey	1	1	-	2	
	11	ASHCHEV Andrey	1	1	-	2	
	12	BAKUN Kostyantyn	1	-	-	1	
	1	KOBZAR Igor	-	-	-	-	
	16	VERBOV Alexey	-	-	-	-	
	20	ERMAKOV Artem	-	-	-	-	
Team Totals			46	11	26	83	42.17

Scoring Block


Rk	No.	Name	Kill Blocks	Faults	Rebounds	Total Attempts	Avg. by Set
1	14	VOLVICH Artem	3	3	6	12	0.75
1	17	MIKHAYLOV Maxim	3	4	-	7	0.75
3	18	VOLKOV Alexander	2	4	3	9	0.50
4	8	TETYUKHIN Sergey	1	5	2	8	0.25
4	7	VOLKOV Dimitry	1	-	3	4	0.25
6	5	GRANKIN Sergey	-	1	2	3	0.00
6	12	BAKUN Kostyantyn	-	2	1	3	0.00
6	11	ASHCHEV Andrey	-	-	1	1	0.00
6	19	KLIUKA Egor	-	-	1	1	0.00
	1	KOBZAR Igor	-	-	-	-	
	16	VERBOV Alexey	-	-	-	-	
	20	ERMAKOV Artem	-	-	-	-	
Team Totals			10	19	19	48	2.50

Scoring Service


Rk	No.	Name	Aces	Faults	Serve Hits	Total Attempts	Avg. by Set
1	8	TETYUKHIN Sergey	2	2	10	14	0.50
1	19	KLIUKA Egor	2	1	9	12	0.50
3	14	VOLVICH Artem	1	1	19	21	0.25
3	18	VOLKOV Alexander	1	2	13	16	0.25
5	17	MIKHAYLOV Maxim	-	3	13	16	0.00
5	5	GRANKIN Sergey	-	-	8	8	0.00
5	11	ASHCHEV Andrey	-	-	4	4	0.00
5	7	VOLKOV Dimitry	-	1	2	3	0.00
5	12	BAKUN Kostyantyn	-	1	-	1	0.00
	1	KOBZAR Igor	-	-	-	-	
	16	VERBOV Alexey	-	-	-	-	
	20	ERMAKOV Artem	-	-	-	-	
Team Totals			6	11	78	95	1.50

Team
Opponent Errors & Team Faults

35


Match Statistics

Estatísticas da partida / Statistiques du match

Match 5

P3

Match Duration: 1h45

RUS vs CUB

Spectators: 6,287


3 1

Team	Sets	1	2	3	4	Total
RUS	3	25	25	22	25	97
CUB	1	17	19	25	18	79
	Playing Time	22min	25min	25min	24min	1h36

First Referee: SIMONOVIC Vladimir (SRB)

Second Referee: ESPICALSKY Rogerio (BRA)

RUS - Russia

Non-Scoring Dig


Rk	No.	Name	Digs	Faults	Receptions	Total Attempts	Avg. by Set
1	16	VERBOV Alexey	6	4	4	14	1.50
2	17	MIKHAYLOV Maxim	5	7	5	17	1.25
3	19	KLIUKA Egor	3	4	1	8	0.75
4	5	GRANKIN Sergey	2	12	2	16	0.50
4	8	TETYUKHIN Sergey	2	2	5	9	0.50
4	14	VOLVICH Artem	2	-	2	4	0.50
7	7	VOLKOV Dmitry	-	1	3	4	0.00
7	1	KOBZAR Igor	-	-	1	1	0.00
7	18	VOLKOV Alexander	-	-	1	1	0.00
7	11	ASHCHEV Andrey	-	1	-	1	0.00
	12	BAKUN Kostyantyn	-	-	-	-	-
	20	ERMAKOV Artem	-	-	-	-	-
Team Totals			20	31	24	75	5.00

Non-Scoring Set


Rk	No.	Name	Running Sets	Faults	Still Sets	Total Attempts	Avg. by Set
1	5	GRANKIN Sergey	39	-	27	66	9.75
2	8	TETYUKHIN Sergey	3	-	-	3	0.75
3	1	KOBZAR Igor	1	-	2	3	0.25
3	16	VERBOV Alexey	1	-	2	3	0.25
3	19	KLIUKA Egor	1	-	1	2	0.25
6	14	VOLVICH Artem	-	-	1	1	0.00
6	17	MIKHAYLOV Maxim	-	-	1	1	0.00
6	18	VOLKOV Alexander	-	-	1	1	0.00
	7	VOLKOV Dmitry	-	-	-	-	-
	11	ASHCHEV Andrey	-	-	-	-	-
	12	BAKUN Kostyantyn	-	-	-	-	-
	20	ERMAKOV Artem	-	-	-	-	-
Team Totals			45		35	80	11.25

Non-Scoring Reception

Limit
25.00%

Rk	No.	Name	Excellents	Faults	Serve Receptions	Total Attempts	Succ. %
1	16	VERBOV Alexey	6	1	15	22	27.27
	8	TETYUKHIN Sergey	3	2	6	11	
	19	KLIUKA Egor	3	2	5	10	
	7	VOLKOV Dmitry	3	1	2	6	
	20	ERMAKOV Artem	1	-	1	2	
	5	GRANKIN Sergey	-	-	1	1	
	17	MIKHAYLOV Maxim	1	-	-	1	
	18	VOLKOV Alexander	-	-	1	1	
	1	KOBZAR Igor	-	-	-	-	
	11	ASHCHEV Andrey	-	-	-	-	
	12	BAKUN Kostyantyn	-	-	-	-	
	14	VOLVICH Artem	-	-	-	-	
Team Totals			17	6	31	54	31.48


Match Statistics

Estatísticas da partida / Statistiques du match

Match 5

P3

Match Duration: 1h45

RUS vs CUB

Spectators: 6,287

3 1

Team	Sets	1	2	3	4	Total
RUS	3	25	25	22	25	97
CUB	1	17	19	25	18	79
	Playing Time	22min	25min	25min	24min	1h36

First Referee: SIMONOVIC Vladimir (SRB)


Second Referee: ESPICALSKY Rogerio (BRA)

CUB - Cuba

Scoring Spike

Limit
15.00%

Rk	No.	Name	Spikes	Faults	Shots	Total Attempts	Eff. %
1	4	JIMENEZ SCULL Javier	11	3	6	20	40.00
2	6	RENDON GONZALEZ Osniel Cecilio	17	7	10	34	29.41
3	2	MELGAREJO HERNANDEZ Osniel Lazaro	14	6	9	29	27.59
	9	OSORIA RODRIGUEZ Livan	8	2	1	11	
	5	CONCEPCION ROJAS Javier Octavio	-	3	5	8	
	1	GONZALEZ NICOLAS Yosvani	1	-	1	2	
	7	GARCIA ALVAREZ Yonder Roman	-	-	-	-	
	10	FERRER DELIS Darienn	-	-	-	-	
	13	RIVERA SANCHEZ Mario Luis	-	-	-	-	
	17	ROJAS COHIMBRA Reinier	-	-	-	-	
	18	LOPEZ CASTRO Miguel Angel	-	-	-	-	
	21	GOIDE ARREDONDO Adrian Eduardo	-	-	-	-	
Team Totals			51	21	32	104	28.85

Scoring Block


Rk	No.	Name	Kill Blocks	Faults	Rebounds	Total Attempts	Avg. by Set
1	2	MELGAREJO HERNANDEZ Osniel Lazaro	3	3	1	7	0.75
2	6	RENDON GONZALEZ Osniel Cecilio	2	4	1	7	0.50
3	9	OSORIA RODRIGUEZ Livan	1	1	3	5	0.25
4	5	CONCEPCION ROJAS Javier Octavio	-	6	1	7	0.00
4	4	JIMENEZ SCULL Javier	-	1	3	4	0.00
4	21	GOIDE ARREDONDO Adrian Eduardo	-	-	2	2	0.00
	1	GONZALEZ NICOLAS Yosvani	-	-	-	-	
	7	GARCIA ALVAREZ Yonder Roman	-	-	-	-	
	10	FERRER DELIS Darienn	-	-	-	-	
	13	RIVERA SANCHEZ Mario Luis	-	-	-	-	
	17	ROJAS COHIMBRA Reinier	-	-	-	-	
	18	LOPEZ CASTRO Miguel Angel	-	-	-	-	
Team Totals			6	15	11	32	1.50

Scoring Service


Rk	No.	Name	Aces	Faults	Serve Hits	Total Attempts	Avg. by Set
1	4	JIMENEZ SCULL Javier	2	5	16	23	0.50
2	9	OSORIA RODRIGUEZ Livan	1	3	10	14	0.25
2	6	RENDON GONZALEZ Osniel Cecilio	1	5	7	13	0.25
2	2	MELGAREJO HERNANDEZ Osniel Lazaro	1	3	6	10	0.25
2	1	GONZALEZ NICOLAS Yosvani	1	3	2	6	0.25
6	21	GOIDE ARREDONDO Adrian Eduardo	-	1	5	6	0.00
6	5	CONCEPCION ROJAS Javier Octavio	-	-	5	5	0.00
6	18	LOPEZ CASTRO Miguel Angel	-	1	2	3	0.00
	7	GARCIA ALVAREZ Yonder Roman	-	-	-	-	
	10	FERRER DELIS Darienn	-	-	-	-	
	13	RIVERA SANCHEZ Mario Luis	-	-	-	-	
	17	ROJAS COHIMBRA Reinier	-	-	-	-	
Team Totals			6	21	53	80	1.50

Team
Opponent Errors & Team Faults

	16
--	-----------


Match Statistics

Estatísticas da partida / Statistiques du match

Match 5

P3

Match Duration: 1h45

RUS vs CUB
 3 1


Spectators: 6,287


Team	Sets	1	2	3	4	Total
RUS	3	25	25	22	25	97
CUB	1	17	19	25	18	79
	Playing Time	22min	25min	25min	24min	1h36


First Referee: SIMONOVIC Vladimir (SRB)

Second Referee: ESPICALSKY Rogerio (BRA)

CUB - Cuba

Non-Scoring Dig	Rk	No.	Name	Digs	Faults	Receptions	Total Attempts	Avg. by Set	
	1	7	GARCIA ALVAREZ Yonder Roman	6	7	8	21	1.50	
	2	6	RENDON GONZALEZ Osniel Cecilio	2	-	2	4	0.50	
	3	2	MELGAREJO HERNANDEZ Osniel Lazaro	1	7	3	11	0.25	
	3	4	JIMENEZ SCULL Javier	1	5	2	8	0.25	
	3	1	GONZALEZ NICOLAS Yosvani	1	2	4	7	0.25	
	6	21	GOIDE ARREDONDO Adrian Eduardo	-	6	2	8	0.00	
	6	9	OSORIA RODRIGUEZ Livan	-	1	2	3	0.00	
	6	18	LOPEZ CASTRO Miguel Angel	-	2	1	3	0.00	
	6	5	CONCEPCION ROJAS Javier Octavio	-	1	1	2	0.00	
		10	FERRER DELIS Darienn	-	-	-	-	-	
		13	RIVERA SANCHEZ Mario Luis	-	-	-	-	-	
		17	ROJAS COHIMBRA Reinier	-	-	-	-	-	
		Team Totals			11	31	25	67	2.75

Non-Scoring Set	Rk	No.	Name	Running Sets	Faults	Still Sets	Total Attempts	Avg. by Set	
	1	21	GOIDE ARREDONDO Adrian Eduardo	23	1	19	43	5.75	
	2	1	GONZALEZ NICOLAS Yosvani	18	1	21	40	4.50	
	3	7	GARCIA ALVAREZ Yonder Roman	2	1	3	6	0.50	
	3	5	CONCEPCION ROJAS Javier Octavio	2	-	-	2	0.50	
	5	6	RENDON GONZALEZ Osniel Cecilio	1	-	1	2	0.25	
	5	9	OSORIA RODRIGUEZ Livan	1	-	1	2	0.25	
	7	4	JIMENEZ SCULL Javier	-	-	2	2	0.00	
	7	2	MELGAREJO HERNANDEZ Osniel Lazaro	-	-	1	1	0.00	
		10	FERRER DELIS Darienn	-	-	-	-	-	
		13	RIVERA SANCHEZ Mario Luis	-	-	-	-	-	
		17	ROJAS COHIMBRA Reinier	-	-	-	-	-	
		18	LOPEZ CASTRO Miguel Angel	-	-	-	-	-	
		Team Totals			47	3	48	98	11.75

Non-Scoring Reception	Rk	No.	Name	Excellents	Faults	Serve Receptions	Total Attempts	Succ. %	
	1	7	GARCIA ALVAREZ Yonder Roman	8	-	18	26	30.77	
	2	2	MELGAREJO HERNANDEZ Osniel Lazaro	9	4	18	31	29.03	
		4	JIMENEZ SCULL Javier	-	1	18	19		
		5	CONCEPCION ROJAS Javier Octavio	-	-	4	4		
		9	OSORIA RODRIGUEZ Livan	1	-	1	2		
		1	GONZALEZ NICOLAS Yosvani	-	-	-	-		
		6	RENDON GONZALEZ Osniel Cecilio	-	-	-	-		
		10	FERRER DELIS Darienn	-	-	-	-		
		13	RIVERA SANCHEZ Mario Luis	-	-	-	-		
		17	ROJAS COHIMBRA Reinier	-	-	-	-		
		18	LOPEZ CASTRO Miguel Angel	-	-	-	-		
		21	GOIDE ARREDONDO Adrian Eduardo	-	-	-	-		
		Team Totals			18	5	59	82	21.95

Limit
 25.00%

Legend:	Avg.	Eff. %	No.	Rk	Succ. %
Average	Efficiency	Shirt Number	Rank	Success %	