


Match Statistics

Estatísticas da partida / Statistiques du match

Match 3

P3

Match Duration: 3h07

POL vs EGY
3 0

Spectators: 5,658

Team	Sets	1	2	3	Total
POL	3	25	25	25	75
EGY	0	18	20	17	55
Playing Time		20min	26min	25min	1h11

First Referee: MOKRY Juraj (SVK)


Second Referee: RODRIGUEZ Susana (ESP)

POL - Poland

Scoring Spike

Limit
15.00%

Rk	No.	Name	Spikes	Faults	Shots	Total Attempts	Eff. %
1	13	KUBIAK Michal	14	1	5	20	65.00
2	6	KUREK Bartosz	11	1	6	18	55.56
	23	BIENIEK Mateusz	5	1	5	11	
	20	MIKA Mateusz	7	1	1	9	
	3	KONARSKI Dawid	1	1	3	5	
	21	BUSZEK Rafal	2	-	2	4	
	7	KLOS Karol	3	1	-	4	
	1	NOWAKOWSKI Piotr	1	1	1	3	
	22	BEDNORZ Bartosz	1	-	1	2	
	11	DRZYZGA Fabian	-	-	-	-	
	12	LOMACZ Grzegorz	-	-	-	-	
	17	ZATORSKI Pawel	-	-	-	-	
Team Totals			45	7	24	76	50.00

Scoring Block


Rk	No.	Name	Kill Blocks	Faults	Rebounds	Total Attempts	Avg. by Set
1	7	KLOS Karol	2	1	-	3	0.67
2	23	BIENIEK Mateusz	1	5	4	10	0.33
2	13	KUBIAK Michal	1	1	3	5	0.33
2	6	KUREK Bartosz	1	-	2	3	0.33
5	12	LOMACZ Grzegorz	-	1	2	3	0.00
5	20	MIKA Mateusz	-	2	-	2	0.00
5	3	KONARSKI Dawid	-	1	-	1	0.00
	1	NOWAKOWSKI Piotr	-	-	-	-	
	11	DRZYZGA Fabian	-	-	-	-	
	17	ZATORSKI Pawel	-	-	-	-	
	21	BUSZEK Rafal	-	-	-	-	
	22	BEDNORZ Bartosz	-	-	-	-	
Team Totals			5	11	11	27	1.67

Scoring Service


Rk	No.	Name	Aces	Faults	Serve Hits	Total Attempts	Avg. by Set
1	23	BIENIEK Mateusz	3	2	10	15	1.00
2	7	KLOS Karol	1	2	5	8	0.33
2	20	MIKA Mateusz	1	-	5	6	0.33
2	21	BUSZEK Rafal	1	-	2	3	0.33
5	12	LOMACZ Grzegorz	-	3	17	20	0.00
5	13	KUBIAK Michal	-	2	7	9	0.00
5	6	KUREK Bartosz	-	3	3	6	0.00
5	3	KONARSKI Dawid	-	-	2	2	0.00
5	11	DRZYZGA Fabian	-	1	1	2	0.00
5	1	NOWAKOWSKI Piotr	-	2	-	2	0.00
	17	ZATORSKI Pawel	-	-	-	-	
	22	BEDNORZ Bartosz	-	-	-	-	
Team Totals			6	15	52	73	2.00

Team
Opponent Errors & Team Faults

	19	2
--	-----------	----------


Match Statistics

Estatísticas da partida / Statistiques du match

Match 3

P3

Match Duration: 3h07

POL vs EGY
3 0


Spectators: 5,658

Team	Sets	1	2	3	Total
POL	3	25	25	25	75
EGY	0	18	20	17	55
Playing Time		20min	26min	25min	1h11

First Referee: MOKRY Juraj (SVK)

Second Referee: RODRIGUEZ Susana (ESP)

POL - Poland

Non-Scoring Dig


Rk	No.	Name	Digs	Faults	Receptions	Total Attempts	Avg. by Set
1	17	ZATORSKI Pawel	7	2	2	11	2.33
2	13	KUBIAK Michal	6	1	-	7	2.00
3	12	LOMACZ Grzegorz	5	-	-	5	1.67
4	20	MIKA Mateusz	3	2	-	5	1.00
5	23	BIENIEK Mateusz	2	2	-	4	0.67
6	6	KUREK Bartosz	1	2	3	6	0.33
6	7	KLOS Karol	1	-	1	2	0.33
6	11	DRZYZGA Fabian	1	-	-	1	0.33
9	21	BUSZEK Rafal	-	1	-	1	0.00
	1	NOWAKOWSKI Piotr	-	-	-	-	-
	3	KONARSKI Dawid	-	-	-	-	-
	22	BEDNORZ Bartosz	-	-	-	-	-
Team Totals			26	10	6	42	8.67

Non-Scoring Set


Rk	No.	Name	Running Sets	Faults	Still Sets	Total Attempts	Avg. by Set
1	12	LOMACZ Grzegorz	31	-	15	46	10.33
2	11	DRZYZGA Fabian	7	1	7	15	2.33
3	17	ZATORSKI Pawel	2	-	2	4	0.67
4	23	BIENIEK Mateusz	1	-	-	1	0.33
5	13	KUBIAK Michal	-	-	2	2	0.00
5	20	MIKA Mateusz	-	-	1	1	0.00
5	21	BUSZEK Rafal	-	-	1	1	0.00
	1	NOWAKOWSKI Piotr	-	-	-	-	-
	3	KONARSKI Dawid	-	-	-	-	-
	6	KUREK Bartosz	-	-	-	-	-
	7	KLOS Karol	-	-	-	-	-
	22	BEDNORZ Bartosz	-	-	-	-	-
Team Totals			41	1	28	70	13.67

Non-Scoring Reception

Limit 25.00%

Rk	No.	Name	Excellents	Faults	Serve Receptions	Total Attempts	Succ. %
1	13	KUBIAK Michal	10	1	6	17	58.82
2	17	ZATORSKI Pawel	8	-	7	15	53.33
	20	MIKA Mateusz	4	3	2	9	
	21	BUSZEK Rafal	2	-	2	4	
	22	BEDNORZ Bartosz	1	-	-	1	
	23	BIENIEK Mateusz	-	1	-	1	
	1	NOWAKOWSKI Piotr	-	-	-	-	
	3	KONARSKI Dawid	-	-	-	-	
	6	KUREK Bartosz	-	-	-	-	
	7	KLOS Karol	-	-	-	-	
	11	DRZYZGA Fabian	-	-	-	-	
	12	LOMACZ Grzegorz	-	-	-	-	
Team Totals			25	5	17	47	53.19



Match Statistics

Estatísticas da partida / Statistiques du match

Match 3

P3

Match Duration: 3h07

POL vs EGY
3 vs 0

Spectators: 5,658

Team	Sets	1	2	3	Total
POL	3	25	25	25	75
EGY	0	18	20	17	55
Playing Time		20min	26min	25min	1h11

First Referee: MOKRY Juraj (SVK)


Second Referee: RODRIGUEZ Susana (ESP)

EGY - Egypt

Scoring Spike

Limit 15.00%

Rk	No.	Name	Spikes	Faults	Shots	Total Attempts	Eff. %
1	15	EL KOTB Ahmed	6	-	4	10	60.00
2	3	ABOU Abd Elhalim Mohamed	5	2	4	11	27.27
3	13	MONEIM Badawy Mohamed	4	2	8	14	14.29
	11	AFIFI Ahmed	3	4	6	13	
	4	ABDELHAY Ahmed	2	2	3	7	
	6	ABDELREHIM Mamdouh	4	-	1	5	
	14	HASSAN Omar	1	1	1	3	
	7	ABOUELHASSAN Ashraf	-	-	-	-	
	8	THAKIL Mohamed	-	-	-	-	
	10	MASOUD Mohamed	-	-	-	-	
	12	ABDALLA Hossam	-	-	-	-	
	22	ABDELAAL Ahmed	-	-	-	-	
Team Totals			25	11	27	63	22.22

Scoring Block


Rk	No.	Name	Kill Blocks	Faults	Rebounds	Total Attempts	Avg. by Set
1	3	ABOU Abd Elhalim Mohamed	2	2	5	9	0.67
2	6	ABDELREHIM Mamdouh	1	-	6	7	0.33
2	15	EL KOTB Ahmed	1	3	-	4	0.33
2	11	AFIFI Ahmed	1	-	-	1	0.33
5	12	ABDALLA Hossam	-	4	2	6	0.00
5	4	ABDELHAY Ahmed	-	2	-	2	0.00
5	14	HASSAN Omar	-	-	1	1	0.00
5	13	MONEIM Badawy Mohamed	-	1	-	1	0.00
	7	ABOUELHASSAN Ashraf	-	-	-	-	
	8	THAKIL Mohamed	-	-	-	-	
	10	MASOUD Mohamed	-	-	-	-	
	22	ABDELAAL Ahmed	-	-	-	-	
Team Totals			5	12	14	31	1.67

Scoring Service


Rk	No.	Name	Aces	Faults	Serve Hits	Total Attempts	Avg. by Set
1	3	ABOU Abd Elhalim Mohamed	2	1	6	9	0.67
1	12	ABDALLA Hossam	2	1	6	9	0.67
3	15	EL KOTB Ahmed	1	-	4	5	0.33
4	11	AFIFI Ahmed	-	2	7	9	0.00
4	13	MONEIM Badawy Mohamed	-	2	7	9	0.00
4	6	ABDELREHIM Mamdouh	-	-	6	6	0.00
4	14	HASSAN Omar	-	1	3	4	0.00
4	4	ABDELHAY Ahmed	-	2	1	3	0.00
4	7	ABOUELHASSAN Ashraf	-	-	2	2	0.00
4	8	THAKIL Mohamed	-	1	-	1	0.00
	10	MASOUD Mohamed	-	-	-	-	
	22	ABDELAAL Ahmed	-	-	-	-	
Team Totals			5	10	42	57	1.67

Team
Opponent Errors & Team Faults

20	1
----	---


Match Statistics

Estatísticas da partida / Statistiques du match

Match 3

P3

Match Duration: 3h07

POL vs EGY
3 vs 0


Spectators: 5,658

Team	Sets	1	2	3	Total
POL	3	25	25	25	75
EGY	0	18	20	17	55
Playing Time		20min	26min	25min	1h11

First Referee: MOKRY Juraj (SVK)

Second Referee: RODRIGUEZ Susana (ESP)

EGY - Egypt

Non-Scoring Dig


Rk	No.	Name	Digs	Faults	Receptions	Total Attempts	Avg. by Set
1	22	ABDELAAL Ahmed	4	1	3	8	1.33
2	13	MONEIM Badawy Mohamed	2	2	2	6	0.67
3	12	ABDALLA Hossam	1	7	2	10	0.33
3	11	AFIFI Ahmed	1	6	-	7	0.33
3	6	ABDELREHIM Mamdouh	1	4	-	5	0.33
3	15	EL KOTB Ahmed	1	1	2	4	0.33
3	7	ABOUELHASSAN Ashraf	1	-	-	1	0.33
8	4	ABDELHAY Ahmed	-	1	2	3	0.00
8	3	ABOU Abd Elhalim Mohamed	-	2	1	3	0.00
8	14	HASSAN Omar	-	-	1	1	0.00
	8	THAKIL Mohamed	-	-	-	-	-
	10	MASOUD Mohamed	-	-	-	-	-
Team Totals			11	24	13	48	3.67

Non-Scoring Set


Rk	No.	Name	Running Sets	Faults	Still Sets	Total Attempts	Avg. by Set
1	12	ABDALLA Hossam	18	-	25	43	6.00
2	7	ABOUELHASSAN Ashraf	6	-	6	12	2.00
3	22	ABDELAAL Ahmed	1	-	2	3	0.33
4	11	AFIFI Ahmed	-	2	1	3	0.00
4	3	ABOU Abd Elhalim Mohamed	-	-	1	1	0.00
4	4	ABDELHAY Ahmed	-	-	1	1	0.00
	6	ABDELREHIM Mamdouh	-	-	-	-	-
	8	THAKIL Mohamed	-	-	-	-	-
	10	MASOUD Mohamed	-	-	-	-	-
	13	MONEIM Badawy Mohamed	-	-	-	-	-
	14	HASSAN Omar	-	-	-	-	-
	15	EL KOTB Ahmed	-	-	-	-	-
Team Totals			25	2	36	63	8.33

Non-Scoring Reception

Limit 25.00%

Rk	No.	Name	Excellents	Faults	Serve Receptions	Total Attempts	Succ. %
1	22	ABDELAAL Ahmed	4	4	17	25	16.00
	13	MONEIM Badawy Mohamed	5	1	8	14	
	11	AFIFI Ahmed	3	-	7	10	
	14	HASSAN Omar	5	-	-	5	
	12	ABDALLA Hossam	-	1	1	2	
	6	ABDELREHIM Mamdouh	-	1	-	1	
	3	ABOU Abd Elhalim Mohamed	-	-	-	-	
	4	ABDELHAY Ahmed	-	-	-	-	
	7	ABOUELHASSAN Ashraf	-	-	-	-	
	8	THAKIL Mohamed	-	-	-	-	
	10	MASOUD Mohamed	-	-	-	-	
	15	EL KOTB Ahmed	-	-	-	-	
Team Totals			17	7	33	57	29.82

Legend:	Avg.	Eff. %	No.	Rk	Succ. %
	Average	Efficiency	Shirt Number	Rank	Success %