


Match Statistics

Estatísticas da partida / Statistiques du match

Match 2

P3

Match Duration: 1h43

BRA vs MEX

Spectators: 8,686

3 1

Team	Sets	1	2	3	4	Total
BRA	3	23	25	25	25	98
MEX	1	25	19	14	18	76
Playing Time		25min	22min	21min	26min	1h34

First Referee: SHAABAN Nasr (EGY)


Second Referee: di GIACOMO Arturo (BEL)

BRA - Brazil

Scoring Spike

Limit
15.00%

Rk	No.	Name	Spikes	Faults	Shots	Total Attempts	Eff. %
1	16	SAATKAMP Lucas	11	1	2	14	71.43
2	18	LUCARELLI Ricardo	11	1	5	17	58.82
3	4	de SOUZA Wallace	18	4	3	25	56.00
	19	BORGES ALMEIDA SILVA Mauricio	4	4	5	13	
	3	CARBONERA Eder	5	-	2	7	
	17	GUERRA Evandro M.	4	1	-	5	
	1	REZENDE Bruno Mossa	1	-	-	1	
	7	ARJONA William	-	-	-	-	
	10	SANTOS Sergio Dutra	-	-	-	-	
	12	FONTELES Luiz Felipe Marques	-	-	-	-	
	13	de SOUZA Mauricio Luiz	-	-	-	-	
	14	de SOUZA Douglas Correia	-	-	-	-	
Team Totals			54	11	17	82	52.44

Scoring Block


Rk	No.	Name	Kill Blocks	Faults	Rebounds	Total Attempts	Avg. by Set
1	18	LUCARELLI Ricardo	2	2	2	6	0.50
2	16	SAATKAMP Lucas	1	4	6	11	0.25
2	3	CARBONERA Eder	1	5	2	8	0.25
2	1	REZENDE Bruno Mossa	1	2	-	3	0.25
2	17	GUERRA Evandro M.	1	-	1	2	0.25
6	4	de SOUZA Wallace	-	4	2	6	0.00
6	7	ARJONA William	-	-	1	1	0.00
6	19	BORGES ALMEIDA SILVA Mauricio	-	1	-	1	0.00
	10	SANTOS Sergio Dutra	-	-	-	-	
	12	FONTELES Luiz Felipe Marques	-	-	-	-	
	13	de SOUZA Mauricio Luiz	-	-	-	-	
	14	de SOUZA Douglas Correia	-	-	-	-	
Team Totals			6	18	14	38	1.50

Scoring Service


Rk	No.	Name	Aces	Faults	Serve Hits	Total Attempts	Avg. by Set
1	18	LUCARELLI Ricardo	4	3	9	16	1.00
2	19	BORGES ALMEIDA SILVA Mauricio	2	2	10	14	0.50
3	1	REZENDE Bruno Mossa	1	4	10	15	0.25
3	16	SAATKAMP Lucas	1	5	8	14	0.25
3	17	GUERRA Evandro M.	1	-	6	7	0.25
6	3	CARBONERA Eder	-	4	13	17	0.00
6	4	de SOUZA Wallace	-	1	10	11	0.00
6	12	FONTELES Luiz Felipe Marques	-	-	2	2	0.00
6	7	ARJONA William	-	-	1	1	0.00
	10	SANTOS Sergio Dutra	-	-	-	-	
	13	de SOUZA Mauricio Luiz	-	-	-	-	
	14	de SOUZA Douglas Correia	-	-	-	-	
Team Totals			9	19	69	97	2.25

Team
Opponent Errors & Team Faults

29


Match Statistics

Estatísticas da partida / Statistiques du match

Match 2

P3

Match Duration: 1h43

BRA vs MEX

Spectators: 8,686


3 1

Team	Sets	1	2	3	4	Total
BRA	3	23	25	25	25	98
MEX	1	25	19	14	18	76
	Playing Time	25min	22min	21min	26min	1h34

First Referee: SHAABAN Nasr (EGY)

Second Referee: di GIACOMO Arturo (BEL)

BRA - Brazil

Non-Scoring Dig


Rk	No.	Name	Digs	Faults	Receptions	Total Attempts	Avg. by Set
1	10	SANTOS Sergio Dutra	8	7	1	16	2.00
2	1	REZENDE Bruno Mossa	6	6	-	12	1.50
3	18	LUCARELLI Ricardo	3	4	4	11	0.75
4	19	BORGES ALMEIDA SILVA Mauricio	2	4	1	7	0.50
5	3	CARBONERA Eder	1	-	2	3	0.25
5	4	de SOUZA Wallace	1	2	-	3	0.25
5	12	FONTELES Luiz Felipe Marques	1	1	-	2	0.25
	7	ARJONA William	-	-	-	-	-
	13	de SOUZA Mauricio Luiz	-	-	-	-	-
	14	de SOUZA Douglas Correia	-	-	-	-	-
	16	SAATKAMP Lucas	-	-	-	-	-
	17	GUERRA Evandro M.	-	-	-	-	-
Team Totals			22	24	8	54	5.50

Non-Scoring Set


Rk	No.	Name	Running Sets	Faults	Still Sets	Total Attempts	Avg. by Set
1	1	REZENDE Bruno Mossa	36	-	20	56	9.00
2	7	ARJONA William	8	-	1	9	2.00
3	18	LUCARELLI Ricardo	2	-	-	2	0.50
4	10	SANTOS Sergio Dutra	1	-	2	3	0.25
4	19	BORGES ALMEIDA SILVA Mauricio	1	-	-	1	0.25
6	3	CARBONERA Eder	-	-	1	1	0.00
6	4	de SOUZA Wallace	-	-	1	1	0.00
	12	FONTELES Luiz Felipe Marques	-	-	-	-	-
	13	de SOUZA Mauricio Luiz	-	-	-	-	-
	14	de SOUZA Douglas Correia	-	-	-	-	-
	16	SAATKAMP Lucas	-	-	-	-	-
	17	GUERRA Evandro M.	-	-	-	-	-
Team Totals			48	-	25	73	12.00

Non-Scoring Reception

Limit
25.00%

Rk	No.	Name	Excellents	Faults	Serve Receptions	Total Attempts	Succ. %
1	10	SANTOS Sergio Dutra	10	-	10	20	50.00
2	18	LUCARELLI Ricardo	9	1	12	22	40.91
	19	BORGES ALMEIDA SILVA Mauricio	4	1	6	11	-
	16	SAATKAMP Lucas	-	1	1	2	-
	1	REZENDE Bruno Mossa	-	-	1	1	-
	3	CARBONERA Eder	1	-	-	1	-
	12	FONTELES Luiz Felipe Marques	1	-	-	1	-
	4	de SOUZA Wallace	-	-	-	-	-
	7	ARJONA William	-	-	-	-	-
	13	de SOUZA Mauricio Luiz	-	-	-	-	-
	14	de SOUZA Douglas Correia	-	-	-	-	-
	17	GUERRA Evandro M.	-	-	-	-	-
Team Totals			25	3	30	58	43.10



Match Statistics

Estatísticas da partida / Statistiques du match

Match 2

P3

Match Duration: 1h43

BRA vs MEX
3 1

Spectators: 8,686

Team	Sets	1	2	3	4	Total
BRA	3	23	25	25	25	98
MEX	1	25	19	14	18	76
	Playing Time	25min	22min	21min	26min	1h34

First Referee: SHAABAN Nasr (EGY)


Second Referee: di GIACOMO Arturo (BEL)

MEX - Mexico

Scoring Spike

Limit
15.00%

Rk	No.	Name	Spikes	Faults	Shots	Total Attempts	Eff. %
1	9	GUERRA Carlos	11	3	5	19	42.11
2	1	VARGAS Daniel	13	4	6	23	39.13
3	11	BARAJAS Jorge	6	5	4	15	6.67
	14	AGUILERA Tomas	5	-	5	10	
	13	CORDOVA Samuel	5	-	4	9	
	7	QUINONES Jorge	1	1	1	3	
	10	RANGEL Pedro	1	-	1	2	
	21	MARTINEZ Jose	1	-	-	1	
	4	RUIZ de la CRUZ Gonzalo	-	-	-	-	
	5	RANGEL Jesus	-	-	-	-	
	6	PERALES Jesus Alberto	-	-	-	-	
	17	ORELLANA Nestor	-	-	-	-	
Team Totals			43	13	26	82	36.59

Scoring Block


Rk	No.	Name	Kill Blocks	Faults	Rebounds	Total Attempts	Avg. by Set
1	13	CORDOVA Samuel	1	9	4	14	0.25
1	1	VARGAS Daniel	1	2	3	6	0.25
1	14	AGUILERA Tomas	1	1	1	3	0.25
1	9	GUERRA Carlos	1	2	-	3	0.25
1	21	MARTINEZ Jose	1	-	1	2	0.25
6	11	BARAJAS Jorge	-	3	-	3	0.00
6	10	RANGEL Pedro	-	1	1	2	0.00
6	6	PERALES Jesus Alberto	-	1	-	1	0.00
	4	RUIZ de la CRUZ Gonzalo	-	-	-	-	
	5	RANGEL Jesus	-	-	-	-	
	7	QUINONES Jorge	-	-	-	-	
	17	ORELLANA Nestor	-	-	-	-	
Team Totals			5	19	10	34	1.25

Scoring Service


Rk	No.	Name	Aces	Faults	Serve Hits	Total Attempts	Avg. by Set
1	13	CORDOVA Samuel	1	3	12	16	0.25
1	1	VARGAS Daniel	1	3	11	15	0.25
1	11	BARAJAS Jorge	1	2	9	12	0.25
4	10	RANGEL Pedro	-	3	11	14	0.00
4	9	GUERRA Carlos	-	5	4	9	0.00
4	14	AGUILERA Tomas	-	-	7	7	0.00
4	21	MARTINEZ Jose	-	1	1	2	0.00
4	7	QUINONES Jorge	-	-	1	1	0.00
4	17	ORELLANA Nestor	-	1	-	1	0.00
	4	RUIZ de la CRUZ Gonzalo	-	-	-	-	
	5	RANGEL Jesus	-	-	-	-	
	6	PERALES Jesus Alberto	-	-	-	-	
Team Totals			3	18	56	77	0.75

Team
Opponent Errors & Team Faults

25


Match Statistics

Estatísticas da partida / Statistiques du match

Match 2

P3

Match Duration: 1h43

BRA vs MEX

Spectators: 8,686


3 1

Team	Sets	1	2	3	4	Total
BRA	3	23	25	25	25	98
MEX	1	25	19	14	18	76
	Playing Time	25min	22min	21min	26min	1h34

First Referee: SHAABAN Nasr (EGY)

Second Referee: di GIACOMO Arturo (BEL)

MEX - Mexico

Non-Scoring Dig


Rk	No.	Name	Digs	Faults	Receptions	Total Attempts	Avg. by Set
1	5	RANGEL Jesus	5	7	3	15	1.25
2	10	RANGEL Pedro	4	7	3	14	1.00
2	13	CORDOVA Samuel	4	2	-	6	1.00
4	9	GUERRA Carlos	3	6	1	10	0.75
5	1	VARGAS Daniel	2	4	-	6	0.50
6	11	BARAJAS Jorge	-	7	-	7	0.00
6	14	AGUILERA Tomas	-	1	-	1	0.00
	4	RUIZ de la CRUZ Gonzalo	-	-	-	-	-
	6	PERALES Jesus Alberto	-	-	-	-	-
	7	QUINONES Jorge	-	-	-	-	-
	17	ORELLANA Nestor	-	-	-	-	-
	21	MARTINEZ Jose	-	-	-	-	-
Team Totals			18	34	7	59	4.50

Non-Scoring Set


Rk	No.	Name	Running Sets	Faults	Still Sets	Total Attempts	Avg. by Set
1	10	RANGEL Pedro	33	4	30	67	8.25
2	9	GUERRA Carlos	3	-	-	3	0.75
3	6	PERALES Jesus Alberto	2	-	2	4	0.50
4	5	RANGEL Jesus	1	-	2	3	0.25
4	13	CORDOVA Samuel	1	-	1	2	0.25
6	11	BARAJAS Jorge	-	-	2	2	0.00
6	1	VARGAS Daniel	-	-	1	1	0.00
	4	RUIZ de la CRUZ Gonzalo	-	-	-	-	-
	7	QUINONES Jorge	-	-	-	-	-
	14	AGUILERA Tomas	-	-	-	-	-
	17	ORELLANA Nestor	-	-	-	-	-
	21	MARTINEZ Jose	-	-	-	-	-
Team Totals			40	4	38	82	10.00

Non-Scoring Reception

Limit 25.00%

Rk	No.	Name	Excellents	Faults	Serve Receptions	Total Attempts	Succ. %
1	11	BARAJAS Jorge	14	5	7	26	53.85
2	5	RANGEL Jesus	8	2	23	33	24.24
	9	GUERRA Carlos	4	-	6	10	-
	7	QUINONES Jorge	-	1	2	3	-
	21	MARTINEZ Jose	-	-	1	1	-
	1	VARGAS Daniel	-	-	-	-	-
	4	RUIZ de la CRUZ Gonzalo	-	-	-	-	-
	6	PERALES Jesus Alberto	-	-	-	-	-
	10	RANGEL Pedro	-	-	-	-	-
	13	CORDOVA Samuel	-	-	-	-	-
	14	AGUILERA Tomas	-	-	-	-	-
	17	ORELLANA Nestor	-	-	-	-	-
Team Totals			26	8	39	73	35.62

Legend:	Avg.	Eff. %	No.	Rk	Succ. %
	Average	Efficiency	Shirt Number	Rank	Success %