



PLAYERS RANKING BY SKILLS As of 24 AUG 2008

球员技术排名 / CLASSEMENT DES JOUEURS PAR COMPÉTENCE

P5

BEST SCORERS

Rk	No	Name	NOC	Spike	Block	Serve	Total
1	13	STANLEY Clayton	USA	116	15	15	146
2	17	MIKHAYLOV Maxim	RUS	105	15	7	127
3	14	MILJKOVIC Ivan	SRB	106	9	7	122
4	8	PRIDDY William	USA	93	10	9	112
5	6	KAZIYSKI Matey	BUL	87	11	8	106
5	10	WLAZLY Mariusz	POL	95	5	6	106
7	11	NIKOLOV Vladimir	BUL	89	4	5	98
8	9	MILLAR Ryan	USA	66	26	5	97
9	4	LEE David	USA	53	33	4	90
10	9	NASCIMENTO Andre	BRA	75	8	6	89
11	8	CISOLLA Alberto	ITA	75	7	5	87
12	2	WINIARSKI Michal	POL	67	13	4	84
12	15	VOLKOV Alexander	RUS	49	29	6	84
14	10	SALMON Riley	USA	71	8	4	83
15	13	ENDRES Gustavo	BRA	43	29	9	81
16	7	GODOY FILHO Gilberto	BRA	64	11	5	80
17	18	AMARAL Dante	BRA	59	12	3	74
17	3	GAVOTTO Mauro	ITA	60	12	2	74
19	3	KOSAREV Alexander	RUS	54	8	6	68
20	4	HELLER Andre	BRA	42	18	4	64
21	8	TETYUKHIN Sergey	RUS	57	3	3	63
22	18	KULESHOV Alexey	RUS	40	21	1	62
23	9	MARTINO Matteo	ITA	53	5	3	61
23	13	SWIDERSKI Sebastian	POL	56	5	-	61
25	8	ENDRES Murilo	BRA	50	9	1	60
26	10	BEREZHKO Yury	RUS	47	6	6	59
27	11	ZLATANOV Hristo	ITA	46	7	4	57
27	15	BIRARELLI Emanuele	ITA	44	12	1	57
29	14	FEI Alessandro	ITA	51	3	2	56
30	12	SHEN Qiong	CHN	47	8	-	55
31	10	NIKIC Milos	SRB	47	3	3	53
32	4	YUAN Zhi	CHN	50	-	2	52
33	18	PODRASCANIN Marko	SRB	37	12	1	50
34	11	KADZIEWICZ Lukasz	POL	37	10	2	49
35	2	POLTAVSKIY Semen	RUS	41	4	3	48
36	18	FANG Yingchao	CHN	44	1	2	47
36	16	BOVOLENTA Vigor	ITA	39	5	3	47
38	8	CUI Jianjun	CHN	38	2	6	46
39	1	BIAN Hongmin	CHN	34	11	-	45
40	1	IVANOV Evgeni	BUL	27	13	1	41
41	1	MASTRANGELO Luigi	ITA	26	10	3	39
41	2	BOJOVIC Dejan	SRB	32	4	3	39
43	11	YU Dawei	CHN	29	8	-	37
44	4	PLINSKI Daniel	POL	24	10	1	35
45	3	ZHEKOV Andrey	BUL	8	17	5	30
46	6	SHI Hairong	CHN	23	2	3	28
47	4	YORDANOV Boyan	BUL	20	2	4	26
48	2	TSVETANOV Hristo	BUL	17	7	-	24
48	1	KOVACEVIC Nikola	SRB	20	4	-	24
48	1	BALL Lloy	USA	11	11	2	24
Tournament Totals				3661	714	277	4652




PLAYERS RANKING BY SKILLS As of 24 AUG 2008


球员技术排名 / CLASSEMENT DES JOUEURS PAR COMPÉTENCE

P5


BEST SPIKERS

Scoring Spikers	Rk	No	Name	NOC	Spikes	Faults	Shots	Total Attempts	Eff %
	1	13	SWIDERSKI Sebastian	POL	56	19	23	98	37.76
	2	6	KAZIYSKI Matey	BUL	87	27	59	173	34.68
	3	11	NIKOLOV Vladimir	BUL	89	28	62	179	34.08
	4	17	MIKHAYLOV Maxim	RUS	105	30	86	221	33.94
	5	13	STANLEY Clayton	USA	116	38	83	237	32.91
	6	8	CISOLLA Alberto	ITA	75	20	73	168	32.74
	7	8	ENDRES Murilo	BRA	50	13	51	114	32.46
	8	10	WLAZLY Mariusz	POL	95	27	92	214	31.78
	9	2	WINIARSKI Michal	POL	67	23	54	144	30.56
	10	8	PRIDDY William	USA	93	31	82	206	30.10
Limit 15.00 %	Team Totals				3661	1251	2836	7748	31.10

BEST BLOCKERS

Scoring Blockers	Rk	No	Name	NOC	Kill Blocks	Faults	Rebounds	Total Attempts	Avg by Set
	1	13	ENDRES Gustavo	BRA	29	25	42	96	1.04
	2	4	LEE David	USA	33	26	33	92	1.00
	3	15	VOLKOV Alexander	RUS	29	38	41	108	0.88
	4	9	MILLAR Ryan	USA	26	41	50	117	0.79
	5	3	ZHEKOV Andrey	BUL	17	21	19	57	0.74
	6	4	HELLER Andre	BRA	18	19	38	75	0.64
	7	18	KULESHOV Alexey	RUS	21	28	47	96	0.64
	8	1	IVANOV Evgeni	BUL	13	27	38	78	0.57
	8	2	WINIARSKI Michal	POL	13	14	22	49	0.57
	10	18	PODRASCANIN Marko	SRB	12	32	42	86	0.50
	Team Totals				714	1362	1680	3756	4.89


BEST SERVERS

Scoring Servers	Rk	No	Name	NOC	Aces	Faults	Serve Hits	Total Attempts	Avg by Set
	1	13	STANLEY Clayton	USA	15	27	82	124	0.45
	2	6	KAZIYSKI Matey	BUL	8	17	75	100	0.35
	3	13	ENDRES Gustavo	BRA	9	20	77	106	0.32
	4	14	MILJKOVIC Ivan	SRB	7	15	77	99	0.29
	5	8	PRIDDY William	USA	9	24	90	123	0.27
	6	10	WLAZLY Mariusz	POL	6	23	58	87	0.26
	7	13	OSTAPENKO Alexey	RUS	8	9	17	34	0.24
	8	8	CUI Jianjun	CHN	6	14	34	54	0.24
	9	3	ZHEKOV Andrey	BUL	5	21	62	88	0.22
	9	11	NIKOLOV Vladimir	BUL	5	18	58	81	0.22
	Team Totals				277	1061	5198	6536	1.90



PLAYERS RANKING BY SKILLS As of 24 AUG 2008

球员技术排名 / CLASSEMENT DES JOUEURS PAR COMPÉTENCE


P5
BEST DIGGERS

Non-scoring Diggers	Rk	No	Name	NOC	Digs	Faults	Receptions	Total Attempts	Avg by Set
	1	16	VERBOV Alexey	RUS	115	48	19	182	3.48
	2	16	IGNACZAK Krzysztof	POL	71	36	20	127	3.09
	3	13	SALPAROV Teodor	BUL	60	22	9	91	2.61
	4	10	SANTOS Sergio	BRA	73	45	13	131	2.61
	5	16	REN Qi	CHN	65	30	16	111	2.60
	6	8	SAMARDZIC Marko	SRB	47	42	24	113	1.96
	7	5	LAMBOURNE Richard	USA	64	34	19	117	1.94
	8	10	NIKIC Milos	SRB	44	18	11	73	1.83
	9	8	PRIDDY William	USA	59	30	15	104	1.79
	10	3	ZHEKOV Andrey	BUL	39	22	6	67	1.70
Team Totals					2540	1693	797	5030	17.40

BEST SETTERS

Non-scoring Setters	Rk	No	Name	NOC	Running Sets	Faults	Still Sets	Total Attempts	Avg by Set
	1	5	ZAGUMNY Pawel	POL	227	5	283	515	9.87
	2	2	ELGARTEN Marcelo	BRA	246	2	327	575	8.79
	3	3	ZHEKOV Andrey	BUL	197	1	316	514	8.57
	4	9	JIAO Shuai	CHN	178	3	318	499	7.12
	5	6	GRANKIN Sergey	RUS	232	2	408	642	7.03
	6	5	VERMIGLIO Valerio	ITA	213	6	327	546	6.87
	7	1	BALL Lloy	USA	208	1	369	578	6.30
	8	9	GRBIC Nikola	SRB	135	4	320	459	5.63
	9	6	MEONI Marco	ITA	55	-	121	176	1.77
	10	5	PETKOVIC Vlado	SRB	31	-	51	82	1.29
Team Totals					2343	64	5084	7491	16.05

BEST RECEIVERS


Non-scoring Receivers	Rk	No	Name	NOC	Excellents	Faults	Serve Receptions	Total Attempts	Succ %
	1	2	WINIARSKI Michal	POL	121	2	35	158	76.58
	2	16	VERBOV Alexey	RUS	126	6	39	171	73.68
	3	16	IGNACZAK Krzysztof	POL	109	6	34	149	73.15
	4	8	TETYUKHIN Sergey	RUS	121	5	43	169	71.60
	5	9	MARTINO Matteo	ITA	148	2	63	213	69.48
	6	10	SANTOS Sergio	BRA	112	3	47	162	69.14
	7	8	SAMARDZIC Marko	SRB	80	7	35	122	65.57
	8	10	NIKIC Milos	SRB	102	3	51	156	65.38
	9	5	LAMBOURNE Richard	USA	147	10	73	230	63.91
	10	8	PRIDDY William	USA	96	1	60	157	61.15
Limit	25.00 %								
Team Totals					3306	243	1856	5405	61.17



PLAYERS RANKING BY SKILLS As of 24 AUG 2008
球员技术排名 / CLASSEMENT DES JOUEURS PAR COMPÉTENCE

P5

BEST LIBEROS

Non-scoring Liberos	Rk	No	Name	NOC	Excellents	Faults	In Play	Total Attempts	Succ %
	1	12	CORSANO Mirko	ITA	125	22	33	180	69.44
	2	16	VERBOV Alexey	RUS	241	54	58	353	68.27
	3	16	IGNACZAK Krzysztof	POL	180	42	54	276	65.22
	4	10	SANTOS Sergio	BRA	185	48	60	293	63.14
	5	13	SALPAROV Teodor	BUL	127	26	50	203	62.56
	6	5	LAMBOURNE Richard	USA	211	44	92	347	60.81
	7	16	REN Qi	CHN	146	35	73	254	57.48
	8	8	SAMARDZIC Marko	SRB	127	49	59	235	54.04
	9	7	PAPARONI Alessandro	ITA	50	21	31	102	49.02

Note:

Only players whose teams advanced to the quarterfinals are ranked.

Best scorers - 50 players are listed, except where ties would extend the list beyond 50 in which case the tied players are not listed.

Skills - 10 players are listed per skill, except where ties would extend the list beyond 10 in which case the tied players are not listed.

Legend:

Avg Average **Eff%** Efficiency **Rk** Rank **Succ %** Success %