



### MATCH STATISTICS

比赛技术统计 / STATISTIQUES DU MATCH

P3

Match Duration: 2h05m  
Spectators: 13,000




USA vs BRA  
3 vs 1

Team	Sets	1	2	3	4	Total
USA	3	20	25	25	25	95
BRA	1	25	22	21	23	91
Playing Time		27m	30m	29m	30m	1h56m

First Referee: WANG Ning (CHN)

Second Referee: HOBOR Bela (HUN)

#### USA - United States

Scoring Spikers	Rk	No	Name	Spikes	Faults	Shots	Total Attempts	Eff %	
	1	10	SALMON Riley	12	4	10	26	30.77	
	2	13	STANLEY Clayton	15	6	16	37	24.32	
	3	8	PRIDY William	8	5	15	28	10.71	
		9	MILLAR Ryan	8	-	4	12		
		4	LEE David	5	4	3	12		
		1	BALL Lloy	2	-	2	4		
		2	ROONEY Sean	-	-	-	-		
		5	LAMBOURNE Richard	-	-	-	-		
		12	HOFF Thomas	-	-	-	-		
		14	HANSEN Kevin	-	-	-	-		
		15	GARDNER Gabriel	-	-	-	-		
		18	TOUZINSKY Scott	-	-	-	-		
	Limit								
	15.00 %								
	<b>Team Totals</b>				50	19	50	119	26.05
	Scoring Blockers	Rk	No	Name	Kill Blocks	Faults	Rebounds	Total Attempts	Avg by Set
		1	4	LEE David	5	7	7	19	1.25
		2	8	PRIDY William	4	4	2	10	1.00
3		9	MILLAR Ryan	3	3	12	18	0.75	
3		13	STANLEY Clayton	3	3	3	9	0.75	
5		1	BALL Lloy	1	2	6	9	0.25	
5		10	SALMON Riley	1	2	4	7	0.25	
		2	ROONEY Sean	-	-	-	-		
		5	LAMBOURNE Richard	-	-	-	-		
		12	HOFF Thomas	-	-	-	-		
		14	HANSEN Kevin	-	-	-	-		
		15	GARDNER Gabriel	-	-	-	-		
		18	TOUZINSKY Scott	-	-	-	-		
<b>Team Totals</b>				17	21	34	72	4.25	
Scoring Servers		Rk	No	Name	Aces	Faults	Serve Hits	Total Attempts	Avg by Set
		1	13	STANLEY Clayton	2	2	16	20	0.50
		2	1	BALL Lloy	1	3	9	13	0.25
		3	8	PRIDY William	-	4	14	18	0.00
		3	10	SALMON Riley	-	2	14	16	0.00
	3	9	MILLAR Ryan	-	1	12	13	0.00	
	3	4	LEE David	-	-	11	11	0.00	
	3	2	ROONEY Sean	-	1	2	3	0.00	
		5	LAMBOURNE Richard	-	-	-	-		
		12	HOFF Thomas	-	-	-	-		
		14	HANSEN Kevin	-	-	-	-		
		15	GARDNER Gabriel	-	-	-	-		
		18	TOUZINSKY Scott	-	-	-	-		
	<b>Team Totals</b>				3	13	78	94	0.75
	Team	<b>Opponent Errors &amp; Team Faults</b>			25	5			



### MATCH STATISTICS

比赛技术统计 / STATISTIQUES DU MATCH

P3

Match Duration: 2h05m  
Spectators: 13,000




USA vs BRA  
3 vs 1

Team	Sets	1	2	3	4	Total
USA	3	20	25	25	25	95
BRA	1	25	22	21	23	91
<b>Playing Time</b>		27m	30m	29m	30m	1h56m

First Referee: WANG Ning (CHN)

Second Referee: HOBOR Bela (HUN)

#### USA - United States

Non-scoring Diggers	Rk	No	Name	Digs	Faults	Receptions	Total Attempts	Avg by Set	
	1	8	PRIDDY William	12	7	2	21	3.00	
	1	5	LAMBOURNE Richard	12	2	-	14	3.00	
	3	1	BALL Lloy	10	1	2	13	2.50	
	4	10	SALMON Riley	9	6	2	17	2.25	
	4	13	STANLEY Clayton	9	6	2	17	2.25	
	6	9	MILLAR Ryan	2	3	2	7	0.50	
	7	4	LEE David	1	3	-	4	0.25	
		2	ROONEY Sean	-	-	-	-		
		12	HOFF Thomas	-	-	-	-		
		14	HANSEN Kevin	-	-	-	-		
		15	GARDNER Gabriel	-	-	-	-		
		18	TOUZINSKY Scott	-	-	-	-		
	<b>Team Totals</b>				55	28	10	93	13.75
	Non-scoring Setters	Rk	No	Name	Running Sets	Faults	Still Sets	Total Attempts	Avg by Set
		1	1	BALL Lloy	21	1	69	91	5.25
		2	5	LAMBOURNE Richard	-	-	11	11	0.00
		2	8	PRIDDY William	-	-	5	5	0.00
		2	10	SALMON Riley	-	-	4	4	0.00
2		4	LEE David	-	-	3	3	0.00	
2		9	MILLAR Ryan	-	-	3	3	0.00	
2		13	STANLEY Clayton	-	-	1	1	0.00	
		2	ROONEY Sean	-	-	-	-		
		12	HOFF Thomas	-	-	-	-		
		14	HANSEN Kevin	-	-	-	-		
		15	GARDNER Gabriel	-	-	-	-		
		18	TOUZINSKY Scott	-	-	-	-		
<b>Team Totals</b>					21	1	96	118	5.25
Non-scoring Receivers		Rk	No	Name	Excellents	Faults	Serve Receptions	Total Attempts	Succ %
		1	5	LAMBOURNE Richard	10	2	13	25	40.00
		2	8	PRIDDY William	13	-	20	33	39.39
			10	SALMON Riley	8	2	5	15	
			1	BALL Lloy	-	-	1	1	
		2	ROONEY Sean	-	-	-	-		
		4	LEE David	-	-	-	-		
		9	MILLAR Ryan	-	-	-	-		
		12	HOFF Thomas	-	-	-	-		
		13	STANLEY Clayton	-	-	-	-		
		14	HANSEN Kevin	-	-	-	-		
		15	GARDNER Gabriel	-	-	-	-		
		18	TOUZINSKY Scott	-	-	-	-		
	<b>Limit</b>								
	25.00 %				31	4	39	74	41.89

Legend:	Avg	Eff%	Rk	Succ %
	Average	Efficiency	Rank	Success %



### MATCH STATISTICS

比赛技术统计 / STATISTIQUES DU MATCH

P3

Match Duration: 2h05m  
Spectators: 13,000




USA vs BRA  
3 vs 1

Team	Sets	1	2	3	4	Total
USA	3	20	25	25	25	95
BRA	1	25	22	21	23	91
Playing Time		27m	30m	29m	30m	1h56m

First Referee: WANG Ning (CHN)

Second Referee: HOBOR Bela (HUN)

#### BRA - Brazil

Scoring Spikers	Rk	No	Name	Spikes	Faults	Shots	Total Attempts	Eff %	
	1	8	ENDRES Murilo	12	4	7	23	34.78	
	2	18	AMARAL Dante	13	6	14	33	21.21	
	3	7	GODOY FILHO Gilberto	12	8	18	38	10.53	
	9	NASCIMENTO Andre	1	3	11	15			
	13	ENDRES Gustavo	7	-	3	10			
	4	HELLER Andre	4	2	3	9			
	6	FUCHS Samuel	-	1	1	2			
	2	ELGARTEN Marcelo	-	-	1	1			
	1	REZENDE Bruno	-	-	-	-			
	10	SANTOS Sergio	-	-	-	-			
	11	RODRIGUES Anderson	-	-	-	-			
	14	SANTANA Rodrigo	-	-	-	-			
	<b>Team Totals</b>				49	24	58	131	19.08
	Limit	15.00 %							
Scoring Blockers	Rk	No	Name	Kill Blocks	Faults	Rebounds	Total Attempts	Avg by Set	
	1	4	HELLER Andre	5	2	11	18	1.25	
	2	13	ENDRES Gustavo	4	2	4	10	1.00	
	3	18	AMARAL Dante	2	3	4	9	0.50	
	4	7	GODOY FILHO Gilberto	1	2	4	7	0.25	
	4	8	ENDRES Murilo	1	-	1	2	0.25	
	6	9	NASCIMENTO Andre	-	3	3	6	0.00	
	6	6	FUCHS Samuel	-	-	1	1	0.00	
	6	2	ELGARTEN Marcelo	-	1	-	1	0.00	
	6	14	SANTANA Rodrigo	-	1	-	1	0.00	
	1	REZENDE Bruno	-	-	-	-			
	10	SANTOS Sergio	-	-	-	-			
11	RODRIGUES Anderson	-	-	-	-				
<b>Team Totals</b>				13	14	28	55	3.25	
Scoring Servers	Rk	No	Name	Aces	Faults	Serve Hits	Total Attempts	Avg by Set	
	1	13	ENDRES Gustavo	2	3	9	14	0.50	
	2	7	GODOY FILHO Gilberto	1	3	9	13	0.25	
	2	1	REZENDE Bruno	1	-	7	8	0.25	
	2	9	NASCIMENTO Andre	1	2	4	7	0.25	
	5	2	ELGARTEN Marcelo	-	-	15	15	0.00	
	5	4	HELLER Andre	-	-	15	15	0.00	
	5	18	AMARAL Dante	-	5	6	11	0.00	
	5	8	ENDRES Murilo	-	3	5	8	0.00	
	5	6	FUCHS Samuel	-	1	-	1	0.00	
	10	SANTOS Sergio	-	-	-	-			
	11	RODRIGUES Anderson	-	-	-	-			
	14	SANTANA Rodrigo	-	-	-	-			
	<b>Team Totals</b>				5	17	70	92	1.25
	Team	<b>Opponent Errors &amp; Team Faults</b>			24	7			



### MATCH STATISTICS

比赛技术统计 / STATISTIQUES DU MATCH

P3

Match Duration: 2h05m  
Spectators: 13,000




USA vs BRA  
3 vs 1

Team	Sets	1	2	3	4	Total
USA	3	20	25	25	25	95
BRA	1	25	22	21	23	91
Playing Time		27m	30m	29m	30m	1h56m

First Referee: WANG Ning (CHN)

Second Referee: HOBOR Bela (HUN)

#### BRA - Brazil

Non-scoring Diggers	Rk	No	Name	Digs	Faults	Receptions	Total Attempts	Avg by Set	
	1	10	SANTOS Sergio	15	6	2	23	3.75	
	2	7	GODOY FILHO Gilberto	8	5	4	17	2.00	
	3	2	ELGARTEN Marcelo	7	4	6	17	1.75	
	4	18	AMARAL Dante	5	2	1	8	1.25	
	5	8	ENDRES Murilo	3	5	1	9	0.75	
	6	13	ENDRES Gustavo	2	3	2	7	0.50	
	6	1	REZENDE Bruno	2	2	-	4	0.50	
	6	9	NASCIMENTO Andre	2	-	-	2	0.50	
	9	4	HELLER Andre	-	4	3	7	0.00	
		6	FUCHS Samuel	-	-	-	-	-	
		11	RODRIGUES Anderson	-	-	-	-	-	
		14	SANTANA Rodrigo	-	-	-	-	-	
	<b>Team Totals</b>				44	31	19	94	11.00
	Non-scoring Setters	Rk	No	Name	Running Sets	Faults	Still Sets	Total Attempts	Avg by Set
	1	2	ELGARTEN Marcelo	25	-	73	98	6.25	
	2	1	REZENDE Bruno	4	-	5	9	1.00	
	3	10	SANTOS Sergio	-	-	11	11	0.00	
	3	8	ENDRES Murilo	-	-	4	4	0.00	
	3	13	ENDRES Gustavo	-	-	4	4	0.00	
	3	7	GODOY FILHO Gilberto	-	-	3	3	0.00	
	3	4	HELLER Andre	-	-	1	1	0.00	
	3	18	AMARAL Dante	-	-	1	1	0.00	
		6	FUCHS Samuel	-	-	-	-	-	
		9	NASCIMENTO Andre	-	-	-	-	-	
		11	RODRIGUES Anderson	-	-	-	-	-	
		14	SANTANA Rodrigo	-	-	-	-	-	
	<b>Team Totals</b>				29	-	102	131	7.25
	Non-scoring Receivers	Rk	No	Name	Excellents	Faults	Serve Receptions	Total Attempts	Succ %
	1	18	AMARAL Dante	10	1	14	25	40.00	
	2	10	SANTOS Sergio	6	-	15	21	28.57	
		8	ENDRES Murilo	5	-	11	16	-	
		7	GODOY FILHO Gilberto	6	1	9	16	-	
		9	NASCIMENTO Andre	-	-	1	1	-	
		13	ENDRES Gustavo	-	-	1	1	-	
		1	REZENDE Bruno	-	-	-	-	-	
		2	ELGARTEN Marcelo	-	-	-	-	-	
		4	HELLER Andre	-	-	-	-	-	
		6	FUCHS Samuel	-	-	-	-	-	
		11	RODRIGUES Anderson	-	-	-	-	-	
		14	SANTANA Rodrigo	-	-	-	-	-	
	<b>Team Totals</b>				27	2	51	80	33.75
	<b>Limit</b>								
25.00 %									

Legend:	Avg	Eff%	Efficiency	Rk	Rank	Succ %	Success %
---------	-----	------	------------	----	------	--------	-----------