



MATCH STATISTICS

比赛技术统计 / STATISTIQUES DU MATCH

P3

Match Duration: 1h56m
Spectators: 12,500




ITA vs BRA
1 vs 3

| Team | Sets | 1 | 2 | 3 | 4 | Total |
|--------------|------|-----|-----|-----|-----|-------|
| ITA | 1 | 25 | 18 | 21 | 22 | 86 |
| BRA | 3 | 19 | 25 | 25 | 25 | 94 |
| Playing Time | | 24m | 27m | 27m | 29m | 1h47m |

First Referee: KIM Kun-Tae (KOR)

Second Referee: SALAS Humberto (MEX)

ITA - Italy

| Scoring Spikers | Rk | No | Name | Spikes | Faults | Shots | Total Attempts | Eff % |
|---|--|---------------------|--------------------|-------------|--------|------------|----------------|------------|
|  | 1 | 8 | CISOLLA Alberto | 11 | 3 | 11 | 25 | 32.00 |
| | 2 | 3 | GAVOTTO Mauro | 11 | 5 | 7 | 23 | 26.09 |
| | 3 | 9 | MARTINO Matteo | 5 | 5 | 11 | 21 | 0.00 |
| | 16 | BOVOLENTA Vigor | 3 | 1 | 5 | 9 | | |
| | 1 | MASTRANGELO Luigi | 5 | 2 | 2 | 9 | | |
| | 14 | FEI Alessandro | 4 | 3 | 2 | 9 | | |
| | 15 | BIRARELLI Emanuele | 7 | 1 | - | 8 | | |
| | 11 | ZLATANOV Hristo | 3 | 1 | 1 | 5 | | |
| | 5 | VERMIGLIO Valerio | 1 | - | - | 1 | | |
| | 6 | MEONI Marco | - | - | - | - | | |
| 7 | PAPARONI Alessandro | - | - | - | - | | | |
| Limit | | | | | | | | |
| 15.00 % | Team Totals | | | 50 | 21 | 39 | 110 | 26.36 |
| Scoring Blockers | Rk | No | Name | Kill Blocks | Faults | Rebounds | Total Attempts | Avg by Set |
|  | 1 | 3 | GAVOTTO Mauro | 2 | 2 | 1 | 5 | 0.50 |
| | 1 | 8 | CISOLLA Alberto | 2 | 2 | 1 | 5 | 0.50 |
| | 1 | 9 | MARTINO Matteo | 2 | 2 | - | 4 | 0.50 |
| | 4 | 1 | MASTRANGELO Luigi | 1 | 6 | 7 | 14 | 0.25 |
| | 4 | 15 | BIRARELLI Emanuele | 1 | 6 | 1 | 8 | 0.25 |
| | 4 | 5 | VERMIGLIO Valerio | 1 | 3 | 2 | 6 | 0.25 |
| | 4 | 11 | ZLATANOV Hristo | 1 | 1 | 2 | 4 | 0.25 |
| | 8 | 16 | BOVOLENTA Vigor | - | 3 | 5 | 8 | 0.00 |
| | 8 | 6 | MEONI Marco | - | 1 | 4 | 5 | 0.00 |
| | 7 | PAPARONI Alessandro | - | - | - | - | - | |
| 14 | FEI Alessandro | - | - | - | - | - | | |
| Team Totals | | | | 10 | 26 | 23 | 59 | 2.50 |
| Scoring Servers | Rk | No | Name | Aces | Faults | Serve Hits | Total Attempts | Avg by Set |
|  | 1 | 8 | CISOLLA Alberto | 2 | 5 | 11 | 18 | 0.50 |
| | 2 | 15 | BIRARELLI Emanuele | - | 1 | 11 | 12 | 0.00 |
| | 2 | 3 | GAVOTTO Mauro | - | 2 | 10 | 12 | 0.00 |
| | 2 | 9 | MARTINO Matteo | - | 2 | 10 | 12 | 0.00 |
| | 2 | 16 | BOVOLENTA Vigor | - | 1 | 7 | 8 | 0.00 |
| | 2 | 1 | MASTRANGELO Luigi | - | 4 | 4 | 8 | 0.00 |
| | 2 | 5 | VERMIGLIO Valerio | - | 1 | 6 | 7 | 0.00 |
| | 2 | 14 | FEI Alessandro | - | - | 5 | 5 | 0.00 |
| | 2 | 6 | MEONI Marco | - | - | 3 | 3 | 0.00 |
| | 2 | 11 | ZLATANOV Hristo | - | - | 2 | 2 | 0.00 |
| 7 | PAPARONI Alessandro | - | - | - | - | - | | |
| Team Totals | | | | 2 | 16 | 69 | 87 | 0.50 |
| Team | Opponent Errors & Team Faults | | | 24 | 3 | | | |



MATCH STATISTICS

比赛技术统计 / STATISTIQUES DU MATCH

P3

Match Duration: 1h56m
Spectators: 12,500




ITA vs BRA
1 3

| Team | Sets | 1 | 2 | 3 | 4 | Total |
|--------------|------|-----|-----|-----|-----|-------|
| ITA | 1 | 25 | 18 | 21 | 22 | 86 |
| BRA | 3 | 19 | 25 | 25 | 25 | 94 |
| Playing Time | | 24m | 27m | 27m | 29m | 1h47m |

First Referee: KIM Kun-Tae (KOR)

Second Referee: SALAS Humberto (MEX)

ITA - Italy

| Non-scoring Diggers | Rk | No | Name | Digs | Faults | Receptions | Total Attempts | Avg by Set | |
|---|---|----|---------------------|---------------------|-----------|------------|------------------|----------------|--------|
|  | 1 | 7 | PAPARONI Alessandro | 11 | 7 | - | 18 | 2.75 | |
| | 2 | 9 | MARTINO Matteo | 6 | 6 | 3 | 15 | 1.50 | |
| | 3 | 5 | VERMIGLIO Valerio | 5 | 3 | 2 | 10 | 1.25 | |
| | 4 | 3 | GAVOTTO Mauro | 4 | 3 | - | 7 | 1.00 | |
| | 4 | 8 | CISOLLA Alberto | 4 | 1 | 1 | 6 | 1.00 | |
| | 6 | 15 | BIRARELLI Emanuele | 3 | 1 | - | 4 | 0.75 | |
| | 7 | 14 | FEI Alessandro | 2 | 1 | - | 3 | 0.50 | |
| | 7 | 1 | MASTRANGELO Luigi | 2 | - | - | 2 | 0.50 | |
| | 9 | 6 | MEONI Marco | 1 | 1 | - | 2 | 0.25 | |
| | 9 | 16 | BOVOLENTA Vigor | 1 | 1 | - | 2 | 0.25 | |
| | 11 | | ZLATANOV Hristo | - | - | - | - | - | - |
| Team Totals | | | | 39 | 24 | 6 | 69 | 9.75 | |
| Non-scoring Setters | Rk | No | Name | Running Sets | Faults | Still Sets | Total Attempts | Avg by Set | |
|  | 1 | 5 | VERMIGLIO Valerio | 30 | 2 | 49 | 81 | 7.50 | |
| | 2 | 6 | MEONI Marco | 12 | - | 6 | 18 | 3.00 | |
| | 3 | 16 | BOVOLENTA Vigor | - | - | 3 | 3 | 0.00 | |
| | 3 | 8 | CISOLLA Alberto | - | - | 2 | 2 | 0.00 | |
| | 3 | 1 | MASTRANGELO Luigi | - | - | 1 | 1 | 0.00 | |
| | 3 | 3 | GAVOTTO Mauro | - | - | 1 | 1 | 0.00 | |
| | 3 | 7 | PAPARONI Alessandro | - | - | 1 | 1 | 0.00 | |
| | 3 | 9 | MARTINO Matteo | - | - | 1 | 1 | 0.00 | |
| | 3 | 11 | ZLATANOV Hristo | - | - | 1 | 1 | 0.00 | |
| | 3 | 14 | FEI Alessandro | - | - | 1 | 1 | 0.00 | |
| | 3 | 15 | BIRARELLI Emanuele | - | - | 1 | 1 | 0.00 | |
| | Team Totals | | | | 42 | 2 | 67 | 111 | 10.50 |
| | Non-scoring Receivers | Rk | No | Name | Excellent | Faults | Serve Receptions | Total Attempts | Succ % |
| |  | 1 | 9 | MARTINO Matteo | 17 | 1 | 19 | 37 | 45.95 |
| | | | 7 | PAPARONI Alessandro | 7 | - | 11 | 18 | |
| | | 8 | CISOLLA Alberto | 7 | 1 | 9 | 17 | | |
| | | 11 | ZLATANOV Hristo | 5 | - | 3 | 8 | | |
| | | 3 | GAVOTTO Mauro | - | - | 1 | 1 | | |
| | | 1 | MASTRANGELO Luigi | - | - | - | - | | |
| | | 5 | VERMIGLIO Valerio | - | - | - | - | | |
| | | 6 | MEONI Marco | - | - | - | - | | |
| | | 14 | FEI Alessandro | - | - | - | - | | |
| | | 15 | BIRARELLI Emanuele | - | - | - | - | | |
| | | 16 | BOVOLENTA Vigor | - | - | - | - | | |
| Team Totals | | | | 36 | 2 | 43 | 81 | 44.44 | |
| Limit | | | | | | | | | |
| 25.00 % | | | | | | | | | |

| | | | | | | | |
|----------------|---------|------|------------|----|------|--------|-----------|
| Legend: | | | | | | | |
| Avg | Average | Eff% | Efficiency | Rk | Rank | Succ % | Success % |



MATCH STATISTICS

比赛技术统计 / STATISTIQUES DU MATCH

P3

Match Duration: 1h56m
Spectators: 12,500




ITA vs BRA
1 3

| Team | Sets | 1 | 2 | 3 | 4 | Total |
|--------------|------|-----|-----|-----|-----|-------|
| ITA | 1 | 25 | 18 | 21 | 22 | 86 |
| BRA | 3 | 19 | 25 | 25 | 25 | 94 |
| Playing Time | | 24m | 27m | 27m | 29m | 1h47m |

First Referee: KIM Kun-Tae (KOR)

Second Referee: SALAS Humberto (MEX)

BRA - Brazil

| Scoring Spikers | Rk | No | Name | Spikes | Faults | Shots | Total Attempts | Eff % | |
|---|--------------------|--|----------------------|-------------|--------|----------|----------------|----------------|------------|
|  | 1 | 8 | ENDRES Murilo | 8 | 2 | 8 | 18 | 33.33 | |
| | 2 | 7 | GODOY FILHO Gilberto | 15 | 9 | 8 | 32 | 18.75 | |
| | 3 | 9 | NASCIMENTO Andre | 9 | 6 | 14 | 29 | 10.34 | |
| | 4 | HELLER Andre | 8 | 1 | 2 | 11 | | | |
| | 13 | ENDRES Gustavo | 7 | - | 1 | 8 | | | |
| | 18 | AMARAL Dante | 1 | 3 | 3 | 7 | | | |
| | 1 | REZENDE Bruno | - | - | - | - | | | |
| | 2 | ELGARTEN Marcelo | - | - | - | - | | | |
| | 6 | FUCHS Samuel | - | - | - | - | | | |
| | 10 | SANTOS Sergio | - | - | - | - | | | |
| | 11 | RODRIGUES Anderson | - | - | - | - | | | |
| | 14 | SANTANA Rodrigo | - | - | - | - | | | |
| | Limit | 15.00 % | | | | | | | |
| | Team Totals | | | | 48 | 21 | 36 | 105 | 25.71 |
| Scoring Blockers | Rk | No | Name | Kill Blocks | Faults | Rebounds | Total Attempts | Avg by Set | |
|  | 1 | 4 | HELLER Andre | 4 | 3 | 5 | 12 | 1.00 | |
| | 2 | 13 | ENDRES Gustavo | 3 | 2 | 7 | 12 | 0.75 | |
| | 3 | 7 | GODOY FILHO Gilberto | 2 | 2 | 4 | 8 | 0.50 | |
| | 4 | 9 | NASCIMENTO Andre | 1 | 2 | 6 | 9 | 0.25 | |
| | 4 | 8 | ENDRES Murilo | 1 | 2 | - | 3 | 0.25 | |
| | 6 | 2 | ELGARTEN Marcelo | - | 1 | 1 | 2 | 0.00 | |
| | 6 | 18 | AMARAL Dante | - | - | 1 | 1 | 0.00 | |
| | 1 | REZENDE Bruno | - | - | - | - | | | |
| | 6 | FUCHS Samuel | - | - | - | - | | | |
| | 10 | SANTOS Sergio | - | - | - | - | | | |
| | 11 | RODRIGUES Anderson | - | - | - | - | | | |
| | 14 | SANTANA Rodrigo | - | - | - | - | | | |
| | Team Totals | | | | 11 | 12 | 24 | 47 | 2.75 |
| | Scoring Servers | Rk | No | Name | Aces | Faults | Serve Hits | Total Attempts | Avg by Set |
|  | 1 | 13 | ENDRES Gustavo | 1 | 1 | 14 | 16 | 0.25 | |
| | 1 | 1 | REZENDE Bruno | 1 | - | 3 | 4 | 0.25 | |
| | 3 | 2 | ELGARTEN Marcelo | - | - | 17 | 17 | 0.00 | |
| | 3 | 8 | ENDRES Murilo | - | 3 | 11 | 14 | 0.00 | |
| | 3 | 4 | HELLER Andre | - | 2 | 11 | 13 | 0.00 | |
| | 3 | 7 | GODOY FILHO Gilberto | - | 3 | 9 | 12 | 0.00 | |
| | 3 | 9 | NASCIMENTO Andre | - | 3 | 8 | 11 | 0.00 | |
| | 3 | 18 | AMARAL Dante | - | - | 6 | 6 | 0.00 | |
| | 6 | FUCHS Samuel | - | - | - | - | | | |
| | 10 | SANTOS Sergio | - | - | - | - | | | |
| | 11 | RODRIGUES Anderson | - | - | - | - | | | |
| | 14 | SANTANA Rodrigo | - | - | - | - | | | |
| | Team Totals | | | | 2 | 12 | 79 | 93 | 0.50 |
| | Team | Opponent Errors & Team Faults | | | 33 | 6 | | | |



MATCH STATISTICS

比赛技术统计 / STATISTIQUES DU MATCH

P3

Match Duration: 1h56m
Spectators: 12,500




ITA vs BRA
1 3

| Team | Sets | 1 | 2 | 3 | 4 | Total |
|--------------|------|-----|-----|-----|-----|-------|
| ITA | 1 | 25 | 18 | 21 | 22 | 86 |
| BRA | 3 | 19 | 25 | 25 | 25 | 94 |
| Playing Time | | 24m | 27m | 27m | 29m | 1h47m |

First Referee: KIM Kun-Tae (KOR)

Second Referee: SALAS Humberto (MEX)

BRA - Brazil

| Non-scoring Diggers | Rk | No | Name | Digs | Faults | Receptions | Total Attempts | Avg by Set | |
|---|-----------------------|----|----------------------|------|--------------|------------|------------------|----------------|------------|
|  | 1 | 2 | ELGARTEN Marcelo | 9 | 4 | 2 | 15 | 2.25 | |
| | 2 | 7 | GODOY FILHO Gilberto | 8 | 8 | - | 16 | 2.00 | |
| | 3 | 9 | NASCIMENTO Andre | 7 | 2 | 1 | 10 | 1.75 | |
| | 4 | 18 | AMARAL Dante | 6 | 3 | 1 | 10 | 1.50 | |
| | 5 | 10 | SANTOS Sergio | 5 | 8 | - | 13 | 1.25 | |
| | 5 | 8 | ENDRES Murilo | 5 | 4 | - | 9 | 1.25 | |
| | 7 | 4 | HELLER Andre | 2 | - | - | 2 | 0.50 | |
| | 8 | 13 | ENDRES Gustavo | 1 | 5 | - | 6 | 0.25 | |
| | 9 | 1 | REZENDE Bruno | - | 1 | - | 1 | 0.00 | |
| | | 6 | FUCHS Samuel | - | - | - | - | - | |
| | | 11 | RODRIGUES Anderson | - | - | - | - | - | |
| | | 14 | SANTANA Rodrigo | - | - | - | - | - | |
| | Team Totals | | | | 43 | 35 | 4 | 82 | 10.75 |
| | Non-scoring Setters | Rk | No | Name | Running Sets | Faults | Still Sets | Total Attempts | Avg by Set |
|  | 1 | 2 | ELGARTEN Marcelo | 39 | - | 50 | 89 | 9.75 | |
| | 2 | 1 | REZENDE Bruno | 1 | - | 3 | 4 | 0.25 | |
| | 3 | 10 | SANTOS Sergio | - | - | 7 | 7 | 0.00 | |
| | 3 | 4 | HELLER Andre | - | - | 2 | 2 | 0.00 | |
| | 3 | 7 | GODOY FILHO Gilberto | - | - | 1 | 1 | 0.00 | |
| | 3 | 8 | ENDRES Murilo | - | - | 1 | 1 | 0.00 | |
| | 3 | 9 | NASCIMENTO Andre | - | - | 1 | 1 | 0.00 | |
| | 3 | 13 | ENDRES Gustavo | - | - | 1 | 1 | 0.00 | |
| | 3 | 18 | AMARAL Dante | - | - | 1 | 1 | 0.00 | |
| | | 6 | FUCHS Samuel | - | - | - | - | - | |
| | | 11 | RODRIGUES Anderson | - | - | - | - | - | |
| | | 14 | SANTANA Rodrigo | - | - | - | - | - | |
| | Team Totals | | | | 40 | - | 67 | 107 | 10.00 |
| | Non-scoring Receivers | Rk | No | Name | Excellents | Faults | Serve Receptions | Total Attempts | Succ % |
|  | 1 | 10 | SANTOS Sergio | 17 | - | 6 | 23 | 73.91 | |
| | 2 | 8 | ENDRES Murilo | 13 | - | 6 | 19 | 68.42 | |
| | | 7 | GODOY FILHO Gilberto | 6 | - | 8 | 14 | - | |
| | | 18 | AMARAL Dante | 5 | - | 5 | 10 | - | |
| | | 13 | ENDRES Gustavo | 2 | - | - | 2 | - | |
| | | 4 | HELLER Andre | - | - | 1 | 1 | - | |
| | | 1 | REZENDE Bruno | - | - | - | - | - | |
| | | 2 | ELGARTEN Marcelo | - | - | - | - | - | |
| | | 6 | FUCHS Samuel | - | - | - | - | - | |
| | | 9 | NASCIMENTO Andre | - | - | - | - | - | |
| | | 11 | RODRIGUES Anderson | - | - | - | - | - | |
| | | 14 | SANTANA Rodrigo | - | - | - | - | - | |
| | Team Totals | | | | 43 | - | 26 | 69 | 62.32 |
| | Limit | | | | | | | | |
| 25.00 % | | | | | | | | | |

| Legend: | Avg | Eff% | Rk | Succ % |
|---------|---------|------------|------|-----------|
| | Average | Efficiency | Rank | Success % |